

## Tough test for Tykes

**C**heltenham & Gloucester Trophy holders Yorkshire face a tough task as they travel to Worcestershire in the fourth round.

Worcestershire have been one of the country's strongest one-day sides over the last decade and have again started this season strongly in the limited-overs game.

Indian batsman Yuvraj Singh will be available for Anthony McGrath's side and will add some much-needed depth to a batting line-up that has struggled in the short form of the game.

But the Tykes will have their work cut out against a strong Worcestershire batting line-up boasting the likes of Graeme Hick, Vikram Solanki and big-hitting South African all-rounder Andrew Hall in what is the tie of the round.

Surrey have made a strong start to the season but face a tricky tie against last year's runners-up Somerset in a game that promises a runfest.

Glamorgan, impressively led by Robert Croft, have also made an impressive start to the season and must start as favourites to see off Derbyshire at Sophia Gardens.

Gloucestershire have made a surprisingly poor start to the campaign but the 1999 and 2000 winners will look to address that against a powerful Kent side at Canterbury.

Ronnie Irani's Essex will go to Edgbaston expecting to beat Warwickshire, who have started the season disappointingly.

Lancashire should be too strong for Durham while Leicestershire may struggle to contain Nottinghamshire's powerful batting line-up at Grace Road.

In the other game, Middlesex will welcome Chris Adams' Sussex to Lord's.

Fourth Round Preview

28/05/2003



### C&G Trophy Fourth Round Draw

	Page
Durham v Lancashire	3
Glamorgan v Derbyshire	4
Kent v Gloucestershire	5
Leicestershire v Nottinghamshire	6
Middlesex v Sussex	7
Somerset v Surrey	8
Warwickshire v Essex	9
Worcestershire v Yorkshire	10

### 2003 Competitors

Bedfordshire
Berkshire
Buckinghamshire
Cambridgeshire
Cornwall
Cumberland
Cheshire
Denmark
<b>Derbyshire</b>
Derbyshire CB
Devon
Dorset
<b>Durham</b>
Durham CB
<b>Essex</b>
Essex CB
<b>Glamorgan</b>
<b>Gloucestershire</b>
Gloucestershire CB
Hampshire
Hampshire CB
Herefordshire
Hertfordshire
Holland
Huntingdonshire CB
Ireland
<b>Kent</b>
Kent CB
<b>Lancashire</b>
Lancashire CB
<b>Leicestershire</b>
Leicestershire CB
Lincolnshire
<b>Middlesex</b>
Middlesex CB
Norfolk
Northamptonshire
Northamptonshire CB
Northumberland
<b>Nottinghamshire</b>
Nottinghamshire CB
Oxfordshire
Scotland
Shropshire
<b>Somerset</b>
Somerset CB
Staffordshire
Suffolk
<b>Surrey</b>
Surrey CB
<b>Sussex</b>
Sussex CB
Wales Minor Counties
<b>Warwickshire</b>
Warwickshire CB
Wiltshire
<b>Worcestershire</b>
Worcestershire CB
<b>Yorkshire</b>
Yorkshire CB

### Other Features In The C&G Trophy Newswire

C & G Trophy Third Round Review	2
Trophy Results 2003, D/L Method & Playing Conditions	11
Cheltenham & Gloucester Trophy Record Book	12
Match Results Summary 1963 - 2003	13
C&G Records Derbyshire to Middlesex	14
C&G Records Nottinghamshire to Yorkshire	15

### 2004 C&G Trophy - First Round Draw

Thursday 28th August 2003 (reserve day 29th):

Dorset	v	Buckinghamshire	Dean Park
Bedfordshire	v	Cheshire	Luton
Devon	v	Suffolk	Exmouth
Shropshire	v	Northumberland	Oswestry
Holland	v	Cornwall	Amstelveen (tbc)
Norfolk	v	Lincolnshire	Manor Park
Wales	v	Denmark	Abergavenny
Hertfordshire	v	Ireland	Bishop's Stortford

Sunday 31st August 2003 (reserve day 1st September):

Scotland	v	Cumberland	The Grange
Oxfordshire	v	Herefordshire	Banbury

Teams Receiving Byes: Cambridgeshire, Staffordshire, Berkshire, Wiltshire.

### 2003 C&G Trophy Dates


<b>Third round</b>
Wed May 7 (Res - May 8)
<b>Fourth round</b>
Wed May 28 (Res - May 29)
<b>Quarter-finals</b>
Tue/Wed June 10/11
(Res - June 11/12)
<b>First Semi-final</b>
Thur 7 Aug (Res - Aug 8)
<b>Second Semi-final</b>
Sat 9 Aug (Res - Aug 10)
<b>Final (Lord's)</b>
Sat 30 Aug (Res - Aug 31)
Res = Reserve Day

### Contacts

For cricket/media enquiries contact –
<b>C&amp;G press office</b>
Tel 01452 373670.
Fax 01452 373674.
E-mail <a href="mailto:cgpressoffice@cgpressoffice.demon.co.uk">cgpressoffice@cgpressoffice.demon.co.uk</a>
<b>Phil Ascough</b>
Tel 01430 455673.
Fax 0870 124 0815.
E-mail <a href="mailto:phil.ascough@pa.press.net">phil.ascough@pa.press.net</a>

PA Weather Centre

For a detailed weather forecast check out [www.paweathercentre.com](http://www.paweathercentre.com) or teletext page 151



**C & G Third Round Review**

**Minnows brushed aside as big guns march on**

**C & G Third Round Results May 7 2002**

**Reading: Berkshire lost to Durham by 8 wickets**  
Berkshire 110 (44.2 overs)  
(V.J.Wells 6-20); Durham 111 for 2 (23 overs) (V.J.Wells 63\*)  
**MOM:** V J Wells (Durham)

**The Grange: Scotland lost to Somerset by 10 wickets**  
Scotland 138 for 9 (50 overs)  
(D.R.Lockhart 51, C.M.Wright 45\*); Somerset 142 for 0 (19.2 overs) (M.E.Trescothick 103\*)  
**MOM:** M E Trescothick (Somerset)

**Wing: Buckinghamshire lost to Gloucestershire by 324 runs**  
Gloucestershire 401 for 7 (50 overs) (T.H.C.Hancock 135, J.N.Rhodes 87, C.M.Spearman 76); Buckinghamshire 77 (25.1 overs) (J.M.M.Averis 6-23)  
**MOM:** T H C Hancock (Gloucs)

**Jesmond: Northumberland lost to Leicestershire by 90 runs**  
Leicestershire 182 for 9 (50 overs) (P.A.Nixon 57); Northumberland 92 (25.4 overs) (D.D.Masters 4-15)  
**MOM:** P A Nixon (Leicestershire)

**Exmouth: Devon lost to Lancashire by 9 wickets**  
Devon 180 (49.1 overs) (N.D.Hancock 73\*, J.Wood 4-33); Lancashire 182 for 1 (40.4 overs) (I.J.Sutcliffe 89\*, M.J.Chilton 51)  
**MOM:** N D Hancock (Devon)

**Truro: Cornwall lost to Kent by 5 wickets**  
Cornwall 140 (46.1 overs); Kent 141 for 5 (38.4 overs)  
**MOM:** C A Hunkin (Cornwall)

**Northampton: Northamptonshire lost to Middlesex by 26 runs**  
Middlesex 214 for 7 (50 overs) (E.C.Joyce 72, A.J.Strauss 53, G.P.Swann 4-40); Northamptonshire 188 (48.4 overs) (J.W.Cook 57, C.B.Keegan 4-35)  
**MOM:** E C Joyce (Middlesex)

**March: Cambridgeshire lost to Yorkshire by 85 runs**  
Yorkshire 299 for 5 (50 overs) (M.J.Wood 118\*, M.J.Lumb 82, A.McGrath 56); Cambridgeshire 214 for 8 (50 overs) (N.T.Gadsby 53, Ajaz Akhtar 46)  
**MOM:** M J Wood (Yorkshire)

**Luton: Bedfordshire lost to Warwickshire by 15 runs**  
Warwickshire 233 for 8 (50 overs) (T.Frost 47, I.R.Bell 41, W.E.Sneath 4-38); Bedfordshire 218 for 9 (50 overs) (T.W.Roberts 48)  
**MOM:** W E Sneath (Bedfordshire)

**Darlington: Durham CB lost to Glamorgan by 86 runs**  
Glamorgan 312 for 9 (50 overs) (M.P.Maynard 115, I.J.Thomas 93); Durham CB 226 (47.4 overs) (A.Worthy 59, M.J.North 46)  
**MOM:** M P Maynard (Glamorgan)

**Stone: Staffordshire lost to Surrey by 9 runs**  
Surrey 273 (49.3 overs) (I.J.Ward 108, R.Clarke 47); Staffordshire 264 for 4 (50 overs) (G.F.Archer 65, P.F.Shaw 55\*, D.R.Womble 49)  
**MOM:** I J Ward (Surrey)

**Worcester: Worcestershire CB lost to Worcestershire by 170 runs**  
Worcestershire 311 for 4 (50 overs) (V.S.Solanki 164\*, B.F.Smith 44); Worcestershire CB 141 for 9 (50 overs)  
**MOM:** V S Solanki (Worcs)

**Lincoln: Lincolnshire lost to Nottinghamshire by 4 wickets**  
Lincolnshire 279 for 7 (50 overs) (M.A.Fell 77, J.Clarke 53, R.J.Chapman 53\*); Nottinghamshire 280 for 6 (48.1 overs) (P.J.Franks 84\*, U.Afzaal 71)  
**MOM:** P J Franks (Notts)

**Canterbury: Kent CB lost to Derbyshire by 171 runs**  
Derbyshire 299 for 5 (50 overs) (C.W.G.Bassano 101, D.R.Hewson 69, D.G.Cork 59); Kent CB 128 (45.2 overs)  
**MOM:** C W G Bassano (Derbys)

**The Rose Bowl: Hampshire lost to Sussex by 4 wickets**  
Hampshire 213 for 7 (50 overs) (S.M.Katich 82\*, N.Pothas 40); Sussex 214 for 6 (49.3 overs) (C.J.Adams 80\*, T.R.Ambrose 43)  
**MOM:** C J Adams (Sussex)


**Chelmsford: Essex CB lost to Essex by 42 runs**  
Essex 315 for 6 (50 overs) (W.I.Jefferson 132, D.D.J.Robinson 70); Essex CB 273 (49.3 overs) (M.Akhtar 71, Adan.Akram 61)  
**MOM:** M Akhtar (Essex CB)

**Hampshire and Northamptonshire were the only first-class counties to fall at the third-round stage of the 2003 Cheltenham & Gloucester Trophy.**

While they were beaten by Sussex and Middlesex respectively in the two all first-class ties, there were no major upsets elsewhere despite a few scares.

Nottinghamshire were given the biggest fright when they were set 280 to beat Lincolnshire but Paul Franks smashed an unbeaten 84 from 70 balls to steer Nottinghamshire home with 11 balls to spare.

Surrey were also pushed all the way by Staffordshire after taking the opportunity to give Ian Ward, Mark Ramprakash and Ali Brown a rare bowl. Ward blasted 108 as Surrey were dismissed for 273, with the minor county reaching 264 for four in reply.



**Vikram Solanki**

Vikram Solanki (pictured above) smashed a brilliant 164 not out as Worcestershire thrashed their own Cricket Board XI by 170 runs and Matthew Wood's unbeaten 118 helped holders Yorkshire beat Cambridgeshire by 85 runs.

Marcus Trescothick made a rapid 103 in Somerset's 10-wicket rout of Scotland while Matthew Maynard also reached three figures to help Glamorgan see off Durham Cricket Board by 86 runs.

Gloucestershire were the top scorers though as they claimed an emphatic 324-run win over Buckinghamshire after amassing 401 for seven before Buckinghamshire collapsed to 77 all out.

Chris Bassano and Will Jefferson also got in on the act as Derbyshire and Essex beat Kent CB and Essex Cricket Board respectively while there were also wins for Warwickshire, Lancashire, Durham, Leicestershire and Kent.

**Weather SMS**

**Weather information direct to your mobile**

send a text message with:

- forecast code
- followed by the location
- then text it to **8545**

(T-mobile users text to **83155**)

**pawx** <town> 24 hourly forecast

**pawx s** <town> 3 hourly forecast

**pawx l** <town> 7 day forecast

**eg: pawx london**

Service available on O2, Orange, T-mobile and Vodafone  
Messages cost 25p inc. VAT

For terms: [www.paweathercentre.com](http://www.paweathercentre.com)
























## Trophy results & fixtures 2003

### Round One Thursday 29th Aug 2002 (30th Aug Reserve Day)

1. Oxfordshire lost to Lancashire CB by 31 runs .....Luton
2. Berkshire beat Ireland by 4 wickets .....Finchampstead
3. Worcestershire CB beat Dorset by 5 wickets .....Kidderminster
4. \*Denmark lost to Leics CB by 4 wickets .....Ratcliffe College
5. Cornwall beat Somerset CB by 2 runs .....Camborne
6. Middlesex CB beat Derbyshire CB by 38 runs .....Southgate
7. Warwickshire CB lost to Herefordshire by 73 runs .....Coventry & NW
8. Gloucestershire CB lost to Surrey CB by 17 runs .....Bristol
9. Buckinghamshire beat Suffolk by 230 runs .....Dinton
10. Hampshire CB beat Wiltshire by 94 runs .....Hursley Park
11. Bedfordshire beat Hertfordshire by 8 wickets .....Luton Town
12. Cumberland beat Notts CB by 86 runs .....Keswick
13. Cheshire beat Huntingdonshire by 12 runs .....Toft
14. Northamptonshire CB lost to Yorkshshire CB by 57 runs .....Northampton

\*Leicestershire CB played at Home, as Denmark's pitch has not yet been approved for staging Trophy matches.  
**Teams receiving 1st round byes:** Devon, Sussex CB, Essex CB, Shropshire, Norfolk, Lincolnshire, Kent CB, Durham CB, Scotland, Holland, Northumberland, Cambridgeshire, Staffordshire, Wales Minor Counties

### Round Two Thursday 12 Sep 2002 (13 Sep Reserve Day)

15. Scotland beat Lancashire CB by 3 wickets .....Aberbeenshire
16. Berkshire beat Norfolk by 6 wickets .....Reading
17. Worcestershire CB beat Sussex CB by 6 wickets .....Kidderminster
18. Kent CB beat Leicestershire CB by 7 wickets .....The Mote
19. Wales lost to Cornwall by 24 runs .....Margam
20. Middlesex CB lost to Cambridgeshire by 7 wickets .....Southgate
21. Durham CB beat Herefordshire by 50 runs .....Darlington
22. Essex CB beat Surrey CB by 49 runs .....Chelmsford
23. Buckinghamshire beat Shropshire by 11 runs .....Beaconsfield
24. Hampshire CB lost to Staffordshire by 105 runs .....Winchester
25. Bedfordshire beat Netherlands by 10 wickets .....Bedford Town
26. Devon beat Cumberland by 127 runs .....Exmouth
27. Cheshire lost to Lincolnshire by 4 runs .....Neston
28. Northumberland beat Yorkshshire CB by 126 runs .....Jesmond

## The Duckworth/Lewis system

All Cheltenham & Gloucester Trophy matches have a reserve day, but if play is still lost to the weather the Duckworth Lewis system can be used to reset targets. The system is based on what percentage of its resources (overs and wickets) a team have left.

With 50 overs left and 10 wickets remaining, a team has 100 per cent of its resources left. The table shows the percentage of resources at other stages in the innings.

### The procedure for working out targets is as follows:

- 1** For each innings: Use the table to calculate the resource percentage lost by the interruption and therefore calculate the resource percentage still available.
- 2** If team 2 have less resources available than team 1, calculate the ratio of the resources available to both teams. Team 2's revised target is obtained by scaling down team 1's score by this ratio.
- 3** If team 2 have more resources available than team 1, calculate the amount by which team 2's resources exceeds team 1's. Work this out as a percentage of 225 (the average 50-over score in ECB matches and one-day internationals). This gives the extra runs to add to team 1's score to give team 2's target.

WICKETS LOST ▶	0	2	5	7	9
<b>OVERS LEFT ▼</b>					
50	100	83.8	49.5	26.5	7.6
40	90.3	77.6	48.3	26.4	7.6
30	77.1	68.2	45.7	26.2	7.6
25	68.5	61.8	43.4	25.9	7.6
20	58.9	54.0	40.0	25.2	7.6
10	34.1	32.5	27.5	20.6	7.5

### Round Three Wednesday 7 May 2003 (8 May Reserve Day)

29. Bedfordshire lost to Warwickshire by 15 runs .....Luton
30. Durham CB lost to Glamorgan by 86 runs .....Darlington
31. Buckinghamshire lost to Gloucestershire by 324 runs .....Ascott Park, Wing
32. Cambridgeshire lost to Yorkshire by 85 runs .....March
33. Essex CB lost to Essex 42 runs .....Chelmsford
34. Kent CB lost to Derbyshire by 171 runs .....Canterbury
35. Worcestershire CB lost to Worcestershire by 170 runs .....New Road
36. Berkshire lost to Durham 8 wickets .....Reading CC
37. Lincolnshire lost to Nottinghamshire by 4 wickets .....Lincoln Lindum
38. Cornwall lost to Kent 5 wickets .....Truro
39. Staffordshire lost to Surrey 9 runs .....Stone
40. Scotland lost to Somerset by 10 wickets .....The Grange
41. Devon lost to Lancashire by 9 wickets .....Exmouth
42. Northumberland lost to Leicestershire by 90 runs .....Jesmond
43. Northamptonshire lost to Middlesex by 26 runs .....Northampton
44. Hampshire lost to Sussex by 4 wickets .....Rose Bowl

### Round Four Wednesday 28th May 2003 (29 May Reserve Day)

45. Middlesex v Sussex .....
46. Leicestershire v Nottinghamshire .....
47. Durham v Lancashire .....
48. Somerset v Surrey .....
49. Kent v Gloucestershire .....
50. Worcestershire v Yorkshire .....
51. Warwickshire v Essex .....
52. Glamorgan v Derbyshire .....

### Quarter-Finals 1&2 Tuesday 10th June 2003 (11th June Reserve Day)

53. Quarter-Final 1 .....
54. Quarter-Final 2 .....

### Quarter-Finals 3&4 Wednesday 11th June 2003 (12th June Reserve Day)

55. Quarter-Final 3 .....
56. Quarter-Final 4 .....

### Semi-Final 1 Thursday 7th August 2003 (8th August Reserve Day)

57. Semi-Final 1 .....

### Semi-Final 2 Saturday 9th August 2003 (10th August Reserve Day)

58. Semi-Final 2 .....


### Final Saturday 30th August 2002 (31st August Reserve Day)

59. Final .....Lord's

## Playing conditions

- One innings per side of up to 50 overs. A maximum of 10 overs per bowler.
- Scheduled hours of play 11am to 6.45pm. Each innings scheduled to last a maximum three hours and 45 minutes. There will normally be two sessions of play of three hours and 30 minutes each, with an interval from 2.30pm to 3.25pm. The interval will be reduced if necessary.
- Two drinks intervals per innings, but these can be cancelled to make up time lost to interruptions.
- The fielding side can be penalised for slow over rates by the addition of runs to the batting side's total.
- For the first 15 overs a minimum of seven fielders plus the bowler and wicket-keeper must be inside the fielding circle as the ball is bowled. For the rest of the innings a minimum of four fielders plus the bowler and wicket-keeper must be inside the circle. The restrictions are lifted earlier when the number of overs is reduced.
- In the event of a tie, the team losing fewer wickets will win. If the sides are still level, the higher score after 15 overs will win.
- In rounds one and two, run rate may be used to set a revised target after a suspension of play. From round three onwards, the Duckworth Lewis system will be used.





## Competition Records 1963-2003

### Highest totals

Total	Teams	Venue	Year
438 for 5	Surrey v Glamorgan	The Oval	2002
429	Glamorgan v Surrey	The Oval	2002
413 for 4	Somerset v Devon	Torquay	1990
406 for 5	Leicestershire v Berkshire	Leicester	1996
404 for 3	Worcestershire v Devon	Worcester	1987
401 for 7	Gloucestershire v Buckinghamshire	Wing	2003
392 for 5	Warwickshire v Oxfordshire	Birmingham	1984

### Highest total batting second

To Lose	Total	Teams	Venue	Year
	429	Glamorgan v Surrey	The Oval	2002

To Win	Total	Teams	Venue	Year
	329 for 5	Sussex v Derbyshire	Derby	1997

### Lowest totals

Total	Teams	Venue	Year
39	Ireland v Sussex	Hove	1994
41	Cambridgeshire v Buckinghamshire	Cambridge	1972
41	Middlesex v Essex	Westcliff	1972
41	Shropshire v Essex	Wellington	1974

### Largest victories

Total	Teams	Venue	Year
346 runs	Somerset beat Devon	Torquay	1990
324 runs	Gloucestershire beat Bucks	Wing	2003
304 runs	Sussex beat Ireland	Belfast	1996
299 runs	Worcestershire beat Devon	Worcester	1987

### Highest partnerships for each wicket (\*denotes unbroken partnership)

Wkt	Runs	Batsmen	Teams	Year
1	311	A.J.Wright & N.J. Trainor	Gloucestershire v Scotland	1997
2	286	I.S.Anderson & A.Hill	Derbyshire v Cornwall	1986
3	309*	T.S.Curtis & T.M.Moody	Worcestershire v Surrey	1994
4	234*	D.Lloyd & C.H.Lloyd	Lancashire v Gloucs	1978
5	166	M.A.Lynch & G.R.J.Roope	Surrey v Durham	1982
6	226	N.J.Llong & M.V.Fleming	Kent v Cheshire	1999
7	160*	C.J.Richards & I.R.Payne	Surrey v Lincolnshire	1983
8	112	A.L.Penberthy & J.E.Emburey	Northants v Lancashire	1996
9	87	M.A.Nash & A.E.Cordle	Glamorgan v Lincs	1974
10	81	S.Turner & R.E.East	Essex v Yorkshire	1982

### Highest scores (Individual)

Player	Runs	Teams	Venue	Year
A.D.Brown	268	Surrey v Glamorgan	The Oval	2002
A.I.Kallicharran	206	Warwickshire v Oxfordshire	Birmingham	1984
V.J.Wells	201	Leicestershire v Berkshire	Leicester	1996
T.M.Moody	180*	Worcestershire v Surrey	The Oval	1994
J.M.Dakin	179	Leicestershire v Wales	Swansea	2001
C.G.Greenidge	177	Hampshire v Glamorgan	Southampton	1975
A.J.Wright	177	Gloucestershire v Scotland	Bristol	1997
D.R.Clarke	176*	Bedfordshire v Derby CB	Dunstable	2001
G.A.Hick	172*	Worcestershire v Devon	Worcester	1987
V.P.Terry	165*	Hampshire v Berkshire	Southampton	1985
V.S.Solanki	164*	Worcestershire v Worcs CB	New Road	2003
C.J.Tavare	162*	Somerset v Devon	Torquay	1990
I.V.A.Richards	162*	Glamorgan v Oxfordshire	Swansea	1993

### Best Bowling (Individual)

Player	Figs	Teams	Venue	Year
M.A.Holding	8-21	Derbyshire v Sussex	Hove	1988
D.L.Underwood	8-31	Kent v Scotland	Edinburgh	1987
A.L.Dixon	7-15	Kent v Surrey	The Oval	1967
R.P.Lefebvre	7-15	Somerset v Devon	Torquay	1990
N.V.Radford	7-19	Worcs v Bedfordshire	Bedford	1991
D.Gough	7-27	Yorkshire v Ireland	Headingley	1997
P.J.Sainsbury	7-30	Hampshire v Norfolk	Southampton	1965
S.P.Davis	7-32	Durham v Lancashire	Chester-le-St	1983

### Highest total by a minor county

Total	Teams	Venue	Year
367 for 3	Bedfordshire v Derbyshire CB	Dunstable	2001
323 for 7	Hertfordshire v Leicestershire(R)	Radlett	1999

### Most hundreds (Individual)

Total	Player	Team	Career span
8	R.A.Smith	Hampshire	1985-2002

### Fastest hundred (Individual)

Balls	Player	Teams	Venue	Year
36	G.D.Rose	Somerset v Devon	Torquay	1990

### Most runs in a career (Individual)

Total	Player	Team	Career span
2547 (av 48.98)	G.A.Gooch	Essex	1973-1996

### Most wickets in a career (Individual)

Total	Player	Team(s)	Career span
88 wkts (av 14.35)	A.A.Donald	Warks & Worcs	1987-2002
81 wkts (av 14.85)	G.G.Arnold	Surrey & Sussex	1963-1980

### Most dismissals in a career (Individual)

Dismissals	Player	Team	Career span
97 (82ct, 15st)	R.C.Russell	Gloucestershire	1981-2002
73 (63ct, 10st)	S J Rhodes	Worcestershire	1985-2003

### Most catches in a career (Individual)

Catches	Player	Team	Career span
28	W.Larkins	Various	1976-2002

### Most Economical Analysis (Individual - 12 Overs)

O	M	R	W	Player	Teams	Venue	Year
12	9	3	1	J.Simmons	Lancashire v Suffolk	Bury St Edmunds	1985

### Most Expensive Analysis (Individual)

O	M	R	W	Player	Teams	Venue	Year
9	0	108	3	S.D.Thomas	Glamorgan v Surrey	The Oval	2002

### Most Dismissals in an Innings (Individual)

Total	Player	Teams	Venue	Year
8 (8 ct)	D.J.Piper	Worcestershire v Herefordshire	Hertford	2001
7 (7 ct)	A.J.Stewart	Surrey v Glamorgan	Swansea	1994
6 (5 ct, 1 st)	R.W.Taylor	Derbyshire v Essex	Derby	1981
6 (4 ct, 2 st)	T.Davies	Glamorgan v Staffordshire	Stone	1986


### Most Catches in an Innings (Individual)

Cts	Player	Teams	Venue	Year
4	A.S.Brown	Gloucestershire v Middlesex	Bristol	1963
4	G.Cook	Northamptonshire v Glamorgan	Northampton	1972
4	C.G.Greenidge	Hampshire v Cheshire	Southampton	1981
4	D.C.Jackson	Durham v Northamptonshire	Darlington	1984
4	T.S.Smith	Hertfordshire v Somerset	St Albans	1984
4	H.Morris	Glamorgan v Scotland	Edinburgh	1988
4	C.C.Lewis	Nottinghamshire v Worcs	Nottingham	1992
4	G.Yates	Lancashire v Essex	Old Trafford	2000
4	D.P.Fulton	Kent v Northamptonshire	Canterbury	2001

### Hat-tricks (Individual) in chronological order

Player	Teams	Venue	Year
D.A.D.Sydenham	Surrey v Cheshire	Hoylelake	1964
R.N.S.Hobbs	Essex v Middlesex	Lord's	1968
N.M.McVicker	Warwickshire v Lincolnshire	Birmingham	1971
G.S.le Roux	Sussex v Ireland	Hove	1985
M.Jean-Jacques	Derbyshire v Nottinghamshire	Derby	1987
J.F.M.O'Brien	Cheshire v Derbyshire	Chester	1988
R.A.Pick	Nottinghamshire v Scotland	Trent Bridge	1995
J.E.Emburey	Northamptonshire v Cheshire	Northampton	1996
A.R.Caddick	Somerset v Gloucestershire	Taunton	1996
D.Gough	Yorkshire v Ireland	Headingley	1997
P.J.Swanepole	Somerset v Yorkshire CB	Scarborough	2002
B.V.Taylor	Sussex v Leicestershire	Leicester	2002






## Match Results Summary 1963-2003

Team	P	W	L	Trophy Winners	Losing Finalists	MOM Awards
1 Lancashire	117	84	33	7	3	74
2 Warwickshire	118	83	35	5	6	72
3 Middlesex	105	69	36	4	2	59
4 Sussex	103	67	36	4	4	60
5 Somerset	104	67	37	2	3	60
6 Surrey	104	65	39	1	3	54
7 Northants	102	63	39	2	5	54
8 Hampshire	102	62	40	1	-	61
9 Kent	95	57	38	2	3	54
10 Yorkshire	92	55	37	3	-	45
11 Worcestershire	92	53	39	1	3	48
12 Gloucestershire	91	53	38	3	-	55
13 Essex	90	52	38	2	1	52
14 Leicestershire	87	47	40	-	1	47
15 Glamorgan	87	47	40	-	1	43
16 Notts	84	45	39	1	1	45
17 Derbyshire	81	43	38	1	2	47
18 Durham	50	18	32	-	-	23
19 Kent CB	13	8	5	-	-	9
20 Bedfordshire	25	8	17	-	-	10
21 Buckinghamshire	30	8	22	-	-	10
22 Lincolnshire	24	7	17	-	-	6
23 Hertfordshire	29	6	23	-	-	11
24 Berkshire	28	6	22	-	-	7
25 Scotland	26	6	20	-	-	7
26 Staffordshire	31	6	25	-	-	7
27 Shropshire	23	5	18	-	-	9
28 Durham CB	10	5	5	-	-	4
29 Cheshire	27	5	22	-	-	7
30 Cumberland	22	5	17	-	-	5
31 Suffolk	26	5	21	-	-	6
32 Devon	29	5	24	-	-	14
33 Yorkshire CB	10	5	5	-	-	6
34 Wales CB	6	4	2	-	-	4
35 Cambridgeshire	27	4	23	-	-	12
36 Ireland	27	4	23	-	-	7
37 Cornwall	16	4	11	-	-	7
38 Herefordshire	11	4	7	-	-	5
39 Northumberland	16	4	15	-	-	6
40 Holland	11	3	8	-	-	5
41 Sussex CB	8	3	5	-	-	2
42 Wales (Minor Counties)	9	3	6	-	-	1
43 Norfolk	25	3	22	-	-	3
44 Surrey CB	8	3	5	-	-	3
45 Hampshire CB	8	3	5	-	-	4
46 Warwickshire CB	8	3	5	-	-	4
47 Worcestershire CB	8	3	5	-	-	3
48 Derbyshire CB	7	2	5	-	-	2
49 Huntingdonshire	7	2	5	-	-	2
50 Middlesex CB	7	2	5	-	-	2
51 Wiltshire	19	2	17	-	-	2
52 Gloucestershire CB	7	2	5	-	-	2
53 Oxfordshire	24	2	22	-	-	4
54 Essex CB	7	2	5	-	-	3
55 Lancashire CB	7	2	5	-	-	3
56 Leicestershire CB	7	2	5	-	-	3
57 Northamptonshire CB	6	1	5	-	-	2
58 Dorset	18	1	17	-	-	3
59 Denmark	4	0	4	-	-	-
60 Somerset CB	5	0	5	-	-	2
61 Nottinghamshire CB	5	0	5	-	-	-

### Finals

1963	Sussex	bt	Worcestershire	by 14 runs
1964	Sussex	bt	Warwickshire	by eight wickets
1965	Yorkshire	bt	Surrey	by 175 runs
1966	Warwickshire	bt	Worcestershire	by five wickets
1967	Kent	bt	Somerset	by 32 runs
1968	Warwickshire	bt	Sussex	by four wickets
1969	Yorkshire	bt	Derbyshire	by 69 runs
1970	Lancashire	bt	Sussex	by six wickets
1971	Lancashire	bt	Kent	by 24 runs
1972	Lancashire	bt	Warwickshire	by four wickets
1973	Gloucestershire	bt	Sussex	by 40 runs
1974	Kent	bt	Lancashire	by four wickets
1975	Lancashire	bt	Middlesex	by seven wickets
1976	Northamptonshire	bt	Lancashire	by four wickets
1977	Middlesex	bt	Glamorgan	by five wickets
1978	Sussex	bt	Somerset	by five wickets
1979	Somerset	bt	Northamptonshire	by 45 runs
1980	Middlesex	bt	Surrey	by seven wickets
1981	Derbyshire	bt	Northamptonshire	by losing fewer wickets
1982	Surrey	bt	Warwickshire	by nine wickets
1983	Somerset	bt	Kent	by 24 runs
1984	Middlesex	bt	Kent	by four wickets
1985	Essex	bt	Nottinghamshire	by one run
1986	Sussex	bt	Lancashire	by seven wickets
1987	Nottinghamshire	bt	Northamptonshire	by three wickets
1988	Middlesex	bt	Worcestershire	by three wickets
1989	Warwickshire	bt	Middlesex	by four wickets
1990	Lancashire	bt	Northamptonshire	by seven wickets
1991	Hampshire	bt	Surrey	by four wickets
1992	Northamptonshire	bt	Leicestershire	by eight wickets
1993	Warwickshire	bt	Sussex	by five wickets
1994	Worcestershire	bt	Warwickshire	by eight wickets
1995	Warwickshire	bt	Northants	by four wickets
1996	Lancashire	bt	Essex	by 129 runs
1997	Essex	bt	Warwickshire	by nine wickets
1998	Lancashire	bt	Derbyshire	by nine wickets
1999	Gloucestershire	bt	Somerset	by 50 runs
2000	Gloucestershire	bt	Warwickshire	by 22 runs (D/L)
2001	Somerset	bt	Leicestershire	by 41 runs
2002	Yorkshire	bt	Somerset	by six wickets



## Individual Teams Records 1963-2002

### Derbyshire

<b>Highest Total</b>	365-3	v Cornwall	1986
<b>Highest Total Batting Second</b>	287-9	v Lancashire	1996
<b>Lowest Total</b> (completed Innings)	79	v Surrey	1967
<b>Highest Score</b> (Individual)	173*	M.J.Di Venuto v Derbyshire CB	2000
<b>Best Bowling</b> (Individual)	8-21	M.A.Holding v Sussex	1988
<b>Most Runs in a career</b> (Individual)	1426	K.J.Barnett	44 matches
<b>Most Wickets in a career</b> (Individual)	43	D.G.Cork	22 matches
<b>Most Dismissals in a career</b> (Individual)	66	R.W.Taylor	39 matches
<b>Most catches in a career</b> (Individual)	17	K.J.Barnett	44 matches

### Glamorgan

<b>Highest Total</b>	429	v Surrey	2002
<b>Highest Total Batting Second</b>	429	v Surrey	2002
<b>Lowest Total</b> (completed Innings)	76	v Northamptonshire	1968
<b>Highest Score</b> (Individual)	162*	I.V.A.Richards v Oxfordshire	1993
<b>Best Bowling</b> (Individual)	5-13	R.J.Shastri v Scotland	1988
<b>Most Runs in a career</b> (Individual)	1805	M.P.Maynard	46 matches
<b>Most Wickets in a career</b> (Individual)	45	S.L.Watkin	36 matches
<b>Most Dismissals in a career</b> (Individual)	29	C.P.Metson	28 matches
<b>Most catches in a career</b> (Individual)	23	M.P.Maynard	46 matches

### Kent

<b>Highest Total</b>	384-6	v Berkshire	1994
<b>Highest Total Batting Second</b>	339	v Somerset	2002
<b>Lowest Total</b> (completed Innings)	60	v Somerset	1979
<b>Highest Score</b> (Individual)	136*	C.L.Hooper v Berkshire	1994
<b>Best Bowling</b> (Individual)	8-31	D.L.Underwood v Scotland	1987
<b>Most Runs in a career</b> (Individual)	1247	B.W.Luckhurst	28 matches
<b>Most Wickets in a career</b> (Individual)	77	D.L.Underwood	57 matches
<b>Most Dismissals in a career</b> (Individual)	65	A.P.E.Knott	46 matches
<b>Most catches in a career</b> (Individual)	21	D.L.Underwood	57 matches

### Durham

<b>Highest Total</b>	326-4	v Herefordshire	1995
<b>Highest Total Batting Second</b>	305-9	v Glamorgan	1991
<b>Lowest Total</b> (completed Innings)	82	v Worcestershire	1968
<b>Highest Score</b> (Individual)	132	M.A.Gough v Wales	2002
<b>Best Bowling</b> (Individual)	7-32	S.P.Davis v Ireland	1983
<b>Most Runs in a career</b> (Individual)	392	S.Greensword	20 matches
<b>Most Wickets in a career</b> (Individual)	20	P.J.Kippax	9 matches
<b>Most Dismissals in a career</b> (Individual)	17	A.R.Fothergill	10 matches
<b>Most catches in a career</b> (Individual)	7	S.R.Atkinson	12 matches

### Gloucestershire

<b>Highest Total</b>	401-7	v Buckinghamshire	2003
<b>Highest Total Batting Second</b>	306-6	v Leicestershire	1983
<b>Lowest Total</b> (completed Innings)	82	v Nottinghamshire	1987
<b>Highest Score</b> (Individual)	177	A.J.Wright v Scotland	1997
<b>Best Bowling</b> (Individual)	6-21	C.A.Walsh v Kent	1990
<b>Most Runs in a career</b> (Individual)	1293	A.J.Wright	32 matches
<b>Most Wickets in a career</b> (Individual)	48	D.A.Graveney	38 matches
<b>Most Dismissals in a career</b> (Individual)	97	R.C.Russell	57 matches
<b>Most catches in a career</b> (Individual)	19	C.W.J.Athey	24 matches

### Lancashire

<b>Highest Total</b>	381-3	v Hertfordshire	1999
<b>Highest Total Batting Second</b>	299-5	v Middlesex	1990
<b>Lowest Total</b> (completed Innings)	59	v Worcestershire	1963
<b>Highest Score</b> (Individual)	135*	A.Flinton v Surrey	2000
<b>Best Bowling</b> (Individual)	6-18	G.Chapple v Essex	1996
<b>Most Runs in a career</b> (Individual)	1920	C.H.Lloyd	42 matches
<b>Most Wickets in a career</b> (Individual)	79	J.Simmons	57 matches
<b>Most Dismissals in a career</b> (Individual)	59	W.K.Hegg	44 matches
<b>Most catches in a career</b> (Individual)	27	J.Simmons	57 matches

### Essex

<b>Highest Total</b>	386-5	v Wiltshire	1988
<b>Highest Total Batting Second</b>	319-9	v Lancashire	1992
<b>Lowest Total</b> (completed Innings)	57	v Lancashire	1996
<b>Highest Score</b> (Individual)	144	G.A.Gooch v Hampshire	1990
<b>Best Bowling</b> (Individual)	5-8	J.K.Lever v Middlesex	1972
<b>Most Runs in a career</b> (Individual)	2547	G.A.Gooch	57 matches
<b>Most Wickets in a career</b> (Individual)	70	J.K.Lever	44 matches
<b>Most Dismissals in a career</b> (Individual)	32	D.E.East	21 matches
<b>Most catches in a career</b> (Individual)	26	G.A.Gooch	57 matches


### Hampshire

<b>Highest Total</b>	371 for 4	v Glamorgan	1975
<b>Highest Total Batting Second</b>	326-9	v Leicestershire	1987
<b>Lowest Total</b> (completed Innings)	98	v Lancashire	1975
<b>Highest Score</b> (Individual)	177	C.G.Greenidge v Glamorgan	1975
<b>Best Bowling</b> (Individual)	7/30	P.J.Sainsbury v Norfolk	1965
<b>Most Runs in a career</b> (Individual)	2364	R.A.Smith	47 matches
<b>Most Wickets in a career</b> (Individual)	Player	Wickets	Matches
	80	C.A.Connor	38 matches
<b>Most catches in a career</b> (Individual)	Player	Catches	Matches
	22	R.A.Smith	47 matches
<b>Most Dismissals in a career</b> (Individual)	49	R.J.Parks	33 matches

### Leicestershire

<b>Highest Total</b>	406-5	v Berkshire	1996
<b>Highest Total Batting Second</b>	295-6	v Derbyshire	1998
<b>Lowest Total</b> (completed Innings)	56	v Northamptonshire	1964
<b>Highest Score</b> (Individual)	201	V.J.Wells v Berkshire	1996
<b>Best Bowling</b> (Individual)	6-20	K.Higgs v Staffordshire	1975
<b>Most Runs in a career</b> (Individual)	1516	D.I.Gower	34 matches
<b>Most Wickets in a career</b> (Individual)	35	A.D.Mullally	20 matches
<b>Most Dismissals in a career</b> (Individual)	33	P.A.Nixon	22 matches
<b>Most catches in a career</b> (Individual)	12	B.F.Smith	22 matches





## Individual Teams Records 1963-2002

### Middlesex

<b>Highest Total</b>	304 for 7	v Surrey	1995
<b>Highest Total Batting Second</b>	291-5	v Surrey	1990
<b>Lowest Total</b> (completed Innings)	41	v Essex	1972
<b>Highest Score</b> (Individual)	158	G.D.Barlow v Lancashire	1984
<b>Best Bowling</b> (Individual)	6-15	W.W.Daniel v Sussex	1980
<b>Most Runs in a career</b> (Individual)	2148	M.W.Gatting	67 matches
<b>Most Wickets in a career</b> (Individual)	70	W.W.Daniel	34 matches
<b>Most Dismissals in a career</b> (Individual)	54	P.R.Downton	35 matches
<b>Most catches in a career</b> (Individual)	26	M.W.Gatting	67 matches

### Somerset

<b>Highest Total</b>	413-4	v Devon	1990
<b>Highest Total Batting Second</b>	339-9	v Warwickshire	1995
<b>Lowest Total</b> (completed Innings)	58	v Middlesex	2000
<b>Highest Score</b> (Individual)	162*	C.J.Tavare v Devon	1990
<b>Best Bowling</b> (Individual)	7-15	R.P.Lefebvre v Devon	1990
<b>Most Runs in a career</b> (Individual)	1209	I.V.A.Richards	31 matches
<b>Most Wickets in a career</b> (Individual)	65	J.Garner	26 matches
<b>Most Dismissals in a career</b> (Individual)	44	R.J.Turner	28 matches
<b>Most catches in a career</b> (Individual)	16	I.V.A.Richards	31 matches

### Warwickshire

<b>Highest Total</b>	392-5	v Oxfordshire	1984
<b>Highest Total Batting Second</b>	322-5	v Sussex	1993
<b>Lowest Total</b> (completed Innings)	98	v Leicestershire	1998
<b>Highest Score</b> (Individual)	206	A.I.Kallicharran v Oxfordshire	1984
<b>Best Bowling</b> (Individual)	6-32	K.Ibadulla v Hampshire	1965
<b>Most Runs in a career</b> (Individual)	1950	D.L.Amiss	57 matches
<b>Most Wickets in a career</b> (Individual)	87	A.A.Donald	35 matches
<b>Most Dismissals in a career</b> (Individual)	54	K.J.Piper	39 matches
<b>Most catches in a career</b> (Individual)	22	T.L.Penney	39 matches

### Northamptonshire

<b>Highest Total</b>	360 for 2	v Staffordshire	1990
<b>Highest Total Batting Second</b>	290-5	v Essex	1993
<b>Lowest Total</b> (completed Innings)	62	v Leicestershire	1974
<b>Highest Score</b> (Individual)	145	R.J.Bailey v Staffordshire	1991
<b>Best Bowling</b> (Individual)	7/37	N.A.Mallender v Worcestershire	1984
<b>Most Runs in a career</b> (Individual)	1998	A.J.Lamb	53
<b>Most Wickets in a career</b> (Individual)	40	J.P.Taylor	29
<b>Most Dismissals in a career</b> (Individual)	48	D.Ripley	43
<b>Most catches in a career</b> (Individual)	24	G.Cook	42

### Surrey

<b>Highest Total</b>	438-5	v Glamorgan	2002
<b>Highest Total Batting Second</b>	350	v Worcestershire	1994
<b>Lowest Total</b> (completed Innings)	74	v Kent	1967
<b>Highest Score</b> (Individual)	268	A.D.Brown v Glamorgan	2002
<b>Best Bowling</b> (Individual)	7-33	R.D.Jackman v Yorkshire	1970
<b>Most Runs in a career</b> (Individual)	1842	A.J.Stewart	50 matches
<b>Most Wickets in a career</b> (Individual)	62	R.D.Jackman	28 matches
<b>Most Dismissals in a career</b> (Individual)	53	A.J.Stewart	31 matches
<b>Most catches in a career</b> (Individual)	19	G.R.J.Roope	32 matches

### Worcestershire

<b>Highest Total</b>	404-3	v Devon	1987
<b>Highest Total Batting Second</b>	284-3	v Somerset	1990
<b>Lowest Total</b> (completed Innings)	98	v Durham	1968
<b>Highest Score</b> (Individual)	180*	T.M.Moody v Surrey	1994
<b>Best Bowling</b> (Individual)	7-19	N.V.Radford v Bedfordshire	1991
<b>Most Runs in a career</b> (Individual)	2161	G.A.Hick	47 matches
<b>Most Wickets in a career</b> (Individual)	49	S.R.Lampitt	33 matches
<b>Most Dismissals in a career</b> (Individual)	73	S.J.Rhodes	50 matches
<b>Most catches in a career</b> (Individual)	25	G.A.Hick	47 matches

### Nottinghamshire

<b>Highest Total</b>	344-6	v Northumberland	1994
<b>Highest Total Batting Second</b>	314-8	v Northamptonshire	1995
<b>Lowest Total</b> (completed Innings)	123	v Yorkshire	1969
<b>Highest Score</b> (Individual)	149*	D.W.Randall v Devon	1988
<b>Best Bowling</b> (Individual)	6-10	K.P.Evans v Northumberland	1994
<b>Most Runs in a career</b> (Individual)	1708	R.T.Robinson	45 matches
<b>Most Wickets in a career</b> (Individual)	50	R.A.Pick	29 matches
<b>Most Dismissals in a career</b> (Individual)	48	B.N.French	31 matches
<b>Most catches in a career</b> (Individual)	17	R.T.Robinson	45 matches

### Sussex

<b>Highest Total</b>	384-9	v Ireland	1996
<b>Highest Total Batting Second</b>	329-5	v Derbyshire	1997
<b>Lowest Total</b> (completed Innings)	49	v Derbyshire	1969
<b>Highest Score</b> (Individual)	158	R.K.Rao v Derbyshire	1997
<b>Best Bowling</b> (Individual)	6-9	A.I.C.Dodemaide v Ireland	1990
<b>Most Runs in a career</b> (Individual)	1157	P.W.G.Parker	37 matches
<b>Most Wickets in a career</b> (Individual)	56	A.Buss	31 matches
<b>Most Dismissals in a career</b> (Individual)	39	P.Moore	28 matches
<b>Most catches in a career</b> (Individual)	14	M.A.Buss	29 matches

### Yorkshire

<b>Highest Total</b>	345-5	v Nottinghamshire	1996
<b>Highest Total Batting Second</b>	290-7	v Worcestershire	1982
<b>Lowest Total</b> (completed Innings)	76	v Surrey	1970
<b>Highest Score</b> (Individual)	146	G.Boycott v Surrey	1965
<b>Best Bowling</b> (Individual)	7-27	D.Gough v Ireland	1997
<b>Most Runs in a career</b> (Individual)	1378	G.Boycott	40 matches
<b>Most Wickets in a career</b> (Individual)	56	D.Gough	27 matches
<b>Most Dismissals in a career</b> (Individual)	55	R.J.Blakey	44 matches
<b>Most catches in a career</b> (Individual)	23	D.Byas	34 matches

