



NEWSWIRE

2002



Semi Final Preview

July 26

Yorkshire aiming to salvage season

Yorkshire make another trip to the last-chance saloon when they clash with Surrey in the semi-final of the C&G Trophy at Headingley.

A trip to Lord's for the final is at stake for the winners, although Surrey's lead at the top of the Frizzell County Championship will cushion the blow of a possible defeat.

Yorkshire, on the other hand, have no such luxury, a calamitous start to the campaign ending any hopes of retaining their title and leaving them facing an almighty battle to preserve First Division status.

The C&G Trophy, therefore, represents their sole hope of salvaging something from what has been a humiliating season.

Yorkshire's unlikely victory over one-day form horses Essex in the Chelmsford quarter-final had many seasoned observers talking about a turning point in their season, but they must first find a way past arguably the most complete side on the circuit.

While Anthony McGrath and Gary Fellows hogged the headlines with a remarkable unbroken partnership of 128 as Yorkshire matched Essex's 283 - they won by virtue of losing fewer wickets - Surrey played the Sussex attack for almost seven runs an over.

Mark Ramprakash's typically fluent century was overshadowed by an innings of sheer brutality from Adam Hoolioake, who bludgeoned 117 off just 59 balls as Surrey posted an insurmountable 337.

There were runs aplenty in the other quarter-finals, Keith Parsons spearheading Somerset's successful chase of 271 against Worcestershire with a rapid ton and Kent cruising to their target of 233 against Gloucestershire with more than five overs to spare.

Somerset will be hoping to keep alive their hopes of retaining the trophy they won in such style last year, while Kent are driven by the pursuit of a first one-day knock-out competition for almost a quarter of a century.

Cheltenham & Gloucester Trophy Dates

2002

First round	Wed Aug 29 2001
Second round	Thur Sept 13 2001
Third round	Wed May 29 (Res - May 30)
Fourth round	Tue/Wed June 18/19 (Res - June 19/20)
Quarter-finals	Tue/Wed July 16/17 (Res - July 17/18)
First Semi-final	Wed 31 July (Res - Aug 1)
Second Semi-final	Thur 1 Aug (Res - Aug 2)
Final (Lord's)	Sat 31 Aug (Res - Sept 1)

Res = Reserve Day

Cheltenham & Gloucester Trophy Dates

2003

First round	Thur Aug 29 2002 (Res - Aug 30)
Second round	Thur Sept 12 2002 (Res - Sept 13)

C&G Trophy Quarter Final Draw

Match Previews

Yorkshire v Surrey	p3
How they got there - Yorkshire	p4
How they got there - Surrey	p5
Somerset v Kent	p6
How they got there - Somerset	p7
How they got there - Kent	p8

Other Features in the Newswire

Fourth Round Review	p2
Trophy Results 2001, D/L Method & Playing Conditions	p9
Cheltenham & Gloucester Trophy Record Book	p10-11
Individual Team Records	p12-13
Match Results Summary	p14

The 60 teams contesting the Cheltenham & Gloucester Trophy

2002

Bedfordshire, Berkshire, Buckinghamshire, Cambridgeshire, Cheshire, Cornwall, Cumberland, Denmark, Derbyshire, Derbyshire CB, Devon, Dorset, Durham, Durham CB, Essex, Essex CB, Glamorgan, Gloucestershire, Gloucestershire CB, Hampshire, Hampshire CB, Herefordshire, Hertfordshire, Holland, Huntingdonshire CB, Ireland, Kent, Kent CB, Lancashire, Lancashire CB, Leicestershire, Leicestershire CB, Lincolnshire, Middlesex, Middlesex CB, Norfolk, Northamptonshire, Northamptonshire CB, Northumberland, Nottinghamshire, Nottinghamshire CB, Oxfordshire, Scotland, Shropshire, Somerset, Somerset CB, Staffordshire, Suffolk, Sussex, Sussex CB, Wales Minor Counties, Warwickshire, Warwickshire CB, Wiltshire, Worcestershire, Worcestershire CB, Surrey Surrey CB, Yorkshire, Yorkshire CB

CONTACTS

C&G Cheltenham & Gloucester
TROPHY

THE PRESS ASSOCIATION

Phil Ascough. Tel 01430 455673.
Fax 0870 124 0815.
E-mail phil.ascough@pa.press.net

CHELTENHAM & GLOUCESTER

For cricket/media enquiries contact
Cheltenham & Gloucester. C&G press office.
Tel 01452 373670. Fax 01452 373674.
E-mail cgpessoffice@cgpessoffice.demon.co.uk



E-mail cgpressoffice@cgpressoffice.demon.co.uk

Quarter Final Review

Holloioake smashes Surrey into semi-finals

Adam Holloioake produced one of the greatest innings in the history of the competition to ensure a thrilling 14-run victory for Surrey over Sussex in the quarter-finals.

The all-rounder smashed a century off just 52 balls at Hove and completely overshadowed the efforts of fellow centurion Mark Ramprakash, who made a

classy unbeaten 107 from 103 balls.

Holloioake finished on 117 not out, including 11 fours and five sixes, as Surrey posted a formidable 337 for three.

Sussex put up a brave fight in reply and threatened to complete a remarkable run chase thanks to an unbeaten 110 from Murray Goodwin and 88 from opening batsman Richard Montgomerie.

But Surrey's total proved just too much and Holloioake's men marched into the semi-finals.

Yorkshire's trip to Essex produced an even tighter finished as the Tykes went through courtesy of having lost fewer wickets in the tied match at Chelmsford.

After making 283 for nine, Essex appeared to be in complete control when the visitors were reduced to 155 for five in reply, needing to score at more than seven an over.

But Anthony McGrath and Gary Fellows kept Yorkshire's season alive with an unbeaten sixth-wicket stand of 128 to steer the visitors home.

Veteran Gloucestershire opener Kim Barnett rolled back the years at Canterbury but his century was unable to stave off a five-wicket defeat against Kent.

Barnett, who made 108, shared a century

partnership with Jack Russell (66) for the sixth wicket as Gloucestershire made 232 for eight.

But a rapid half-century by Matthew Fleming allowed Kent to reach their target with 5.4 overs to spare and kept them on course for their first piece of silverware in a knock-out competition since 1978.

Keith Parsons kept defending champions Somerset on course for another day out at Lord's with his maiden one-day century against Worcestershire.

The all-rounder needed just 77 balls to reach three figures and his innings of 121 allowed Somerset to seal victory with 15 balls remaining at Taunton.

Parsons, who won the man-of-the-match award in last year's final, had earlier taken two wickets to help dismiss Worcestershire for 271.

C&G Fourth Round Results

July 16th & 17th 2002

16th July 2002

Canterbury: Kent beat Gloucestershire by 5 wickets Gloucestershire 232 for 8 (50 overs) (K.J.Barnett 108, R.C.Russell 66, M.J.Saggers 3-41, M.V.Fleming 3-45); **Kent** 238 for 5 (44.2 overs) (M.V.Fleming 53)
MOM: K.J.Barnett

16th July 2002

Chelmsford: Yorkshire beat Essex by losing fewer wickets Essex 283 for 9 (50 overs) (A.Flower 75, D.D.J.Robinson 52); **Yorkshire** 283 for 5 (50 overs) (A.McGrath 72*, G.M.Fellows 68*)
MOM: A.McGrath

17th July 2002

Taunton: Somerset beat Worcestershire by 4 wickets Worcestershire 271 (49 overs) (B.F.Smith 85*, V.S.Solanki 53, P.S.Jones 3-47); **Somerset** 273 for 6 (47.3 overs) (K.A.Parsons 121)
MOM: K.A.Parsons

17th July 2002

Hove: Sussex lost to Surrey by 14 runs Surrey 337 for 3 (50 overs) (A.J.Holloioake 117*, M.R.Ramprakash 107*, R.Clarke 55); **Sussex** 323 for 8 (50 overs) (M.W.Goodwin 110*, R.R.Montgomerie 88)
MOM: A.J.Holloioake



Surrey captain Adam Holloioake



LATEST WEATHER

For a detailed weather forecast check out www.paweathercentre.com or teletext page 151



Yorkshire v Surrey

Semi Final Preview

Venue: Headingley, 0113 2787394. Contact: Yorkshire CCC, Headingley, St. Michael's Lane, Leeds, West Yorkshire. LS6 3BR
 Umpires: J.H.Hampshire & B.Dudleston. 3rd umpire: J.H.Evans

Record Book — All One Day Matches at this venue in 2002

Yorkshire

Highest Score	214-8	v Leicestershire
Lowest Score (completed Innings)	81	v Lancashire
Best Batting (Individual)	93	C.White v Leicestershire
Best Bowling (Individual)	3-31	G.M.Fellows v Leicestershire

Opponents

Highest Score	221-7	Leicestershire
Lowest Score (completed Innings)	187	Warwickshire
Best Batting (Individual)	65	I.J.Sutcliffe Leicestershire
Best Bowling (Individual)	5-36	Kabir Ali Worcestershire

Yorkshire Statistics

How they did in 2001 – QF lost to Warwickshire by 4 wickets

Leading 2002 C&G batting av

Name	M	I	NO	Runs	HS	Avg
M.P.Vaughan	2	2	1	105	63*	105.00
A.McGrath	3	2	1	96	72*	96.00
D.S.Lehmann	2	2	1	72	54*	72.00
M.J.Wood	3	3	0	132	91	44.00
C.White	3	3	0	125	87	41.66
C.E.W.Silverwood	3	3	0	117	61	39.00
M.J.Lumb	1	1	0	23	23	23.00
G.M.Fellows	3	2	2	86	68*	-
S.M.Katich	1	1	1	40	40*	-
R.J.Blakey	3	0	0	0	0	-
D.Gough	1	0	0	0	0	-

Leading career C&G batting av

Name	M	I	NO	Runs	HS	Avg
C.White	29	26	6	931	113	46.55
G.M.Fellows	10	8	3	230	80*	46.00
A.McGrath	18	16	2	598	84	42.71
S.M.Katich	3	3	1	84	40*	42.00
D.S.Lehmann	12	11	2	350	105	38.88
M.J.Wood	8	8	1	229	91	32.71
M.P.Vaughan	21	21	2	588	85	30.94
C.E.W.Silverwood	19	8	3	142	61	28.40
R.J.Blakey	41	30	11	461	75	24.26
M.J.Lumb	3	3	0	64	30	21.33
D.Gough	27	14	1	234	46	18.00

Leading 2002 One Day batting av

Name	M	I	NO	Runs	HS	Avg
S.M.Katich	3	3	2	79	40*	79.00
D.S.Lehmann	12	12	2	614	104	61.40
M.J.Wood	15	15	2	553	115*	42.53
C.White	15	15	0	556	93	37.06
M.P.Vaughan	7	7	1	202	63*	33.66
A.McGrath	16	15	2	368	72*	28.30
C.E.W.Silverwood	12	12	0	307	61	25.58
G.M.Fellows	16	14	5	203	68*	22.55
M.J.Lumb	10	10	1	195	43	21.66
T.T.Bresnan	13	8	5	59	22	19.66
J.L.Sadler	1	1	0	19	19	19.00

Leading 2002 C&G bowling av

Name	O	M	R	Wkts	Avg	Best
D.S.Lehmann	15	0	54	6	9.00	4-26
T.T.Bresnan	7	1	18	1	18.00	1-18
R.J.Sidebottom	15	1	65	3	21.66	2-59
D.Gough	10	0	52	2	26.00	2-52
M.J.Hoggard	17.2	1	82	3	27.33	2-37
C.E.W.Silverwood	23	3	90	3	30.00	2-35
C.White	23	1	91	3	30.33	2-47
A.McGrath	4	0	33	1	33.00	1-33

Leading career C&G bowling av

Name	Balls	Run	Wkt	Avg	Best 5wi
D.S.Lehmann	270	166	13	12.76	4-26 -
D.Gough	1703	991	56	17.69	7-27 2
T.T.Bresnan	42	18	1	18.00	1-18 -
R.J.Sidebottom	510	335	18	18.61	4-39 -
M.J.Hoggard	134	88	3	29.33	2-37 -
C.White	1308	845	28	30.17	3-38 -
C.E.W.Silverwood	995	619	20	30.95	3-24 -
M.P.Vaughan	270	156	5	31.20	1-4 -

Leading 2002 One Day bowling av

Name	O	M	R	Wkts	Avg	Best
R.K.J.Dawson	65	1	309	17	18.17	4-13
D.S.Lehmann	69	0	283	15	18.86	4-26
G.M.Fellows	22.4	1	146	7	20.85	3-31
C.White	90.2	2	447	21	21.28	5-19
M.J.Hoggard	58.1	8	274	11	24.90	3-44
D.Gough	10	0	52	2	26.00	2-52
T.T.Bresnan	80	6	298	11	27.09	2-27
C.E.W.Silverwood	86	9	377	13	29.00	3-23

Surrey Statistics

How they did in 2001 – R4 lost to Yorkshire by 6 wickets

Leading 2002 C&G batting av

Name	M	I	NO	Runs	HS	Avg
M.R.Ramprakash	3	3	2	234	107*	234.00
A.J.Hollooake	2	2	1	121	117*	121.00
A.D.Brown	3	3	0	304	268	101.33
I.J.Ward	3	3	0	167	97	55.66
R.Clarke	3	2	0	60	55	30.00
N.Shahid	1	1	1	65	65*	-
J.N.Batty	2	1	1	6	6*	-
A.J.Stewart	2	1	1	2	2*	-
M.P.Bicknell	2	0	0	0	0	-
J.D.Ratcliffe	1	0	0	0	0	-
I.D.K.Salisbury	1	0	0	0	0	-

Leading career C&G batting av

Name	M	I	NO	Runs	HS	Avg
A.J.Stewart	49	45	8	1839	125*	49.70
I.J.Ward	16	14	2	495	97	41.25
N.Shahid	11	8	2	228	85*	38.00
A.J.Hollooake	26	20	4	601	117*	37.56
M.R.Ramprakash	35	34	3	1154	107*	37.22
A.D.Brown	30	26	2	856	268	35.66
J.D.Ratcliffe	19	16	1	492	105	32.80
R.Clarke	4	3	0	62	55	20.66
Saqlain.Mushtaq	16	4	2	39	24	19.50
M.P.Bicknell	41	19	8	213	66*	19.36
J.Ormond	11	5	3	29	18*	14.50

Leading 2002 One Day batting av

Name	M	I	NO	Runs	HS	Avg
A.J.Hollooake	6	4	2	178	117*	89.00
M.R.Ramprakash	14	14	6	565	107*	70.62
G.P.Thorpe	1	1	0	61	61	61.00
J.N.Batty	7	3	2	49	28*	49.00
A.D.Brown	15	15	0	702	268	46.80
M.A.Butcher	3	3	0	114	62	38.00
R.Clarke	9	8	1	216	62*	30.85
I.J.Ward	15	15	0	426	97	28.40
N.Shahid	13	12	3	209	65*	23.22
Azhar.Mahmood	6	5	0	111	50	22.20
I.D.K.Salisbury	8	5	2	59	18	19.66

Leading 2002 C&G bowling av

Name	O	M	R	Wkts	Avg	Best
A.J.Hollooake	15.5	0	127	7	18.14	5-77
J.D.Ratcliffe	4	0	33	1	33.00	1-33
E.S.H.Giddins	25	2	144	4	36.00	2-9
M.P.Bicknell	18	1	110	3	36.66	2-84
R.Clarke	14	0	86	2	43.00	2-56
Saqlain.Mushtaq	25	0	145	2	72.50	1-14
I.D.K.Salisbury	2	0	14	0	-	-
J.Ormond	20.1	0	144	0	-	-

Leading career C&G bowling av

Name	Balls	Run	Wkt	Avg	Best 5wi
N.Shahid	72	30	4	7.50	3-30 -
Saqlain.Mushtaq	901	575	28	20.53	4-17 -
M.R.Ramprakash	360	217	9	24.11	2-15 -
A.J.Hollooake	873	745	30	24.83	5-77 1
M.P.Bicknell	2523	1458	58	25.13	4-35 -
I.D.K.Salisbury	1697	980	33	29.69	3-28 -
R.Clarke	108	100	3	33.33	2-56 -
E.S.H.Giddins	1313	836	25	33.44	3-24 -

Leading 2002 One Day bowling av

Name	O	M	R	Wkts	Avg	Best
T.J.Murtagh	9	0	38	3	12.66	3-38
M.P.Bicknell	83.1	14	305	18	16.94	5-26
A.J.Hollooake	34	0	212	12	17.66	5-77
P.J.Sampson	23	0	110	6	18.33	3-42
Azhar.Mahmood	44.4	1	181	8	22.62	4-34
E.S.H.Giddins	109	11	444	19	23.36	5-20
I.J.Ward	6	0	48	2	24.00	2-27
J.D.Ratcliffe	13	0	74	3	24.66	2-41

For C&G Trophy County Records see pages 12 & 13

PREVIEW

YORKSHIRE face the daunting challenge of a semi-final against in-form Surrey at Headingley without Darren Gough. The England bowler is sidelined with the knee injury which also caused him to be ruled out of the opening two Tests against India. England team-mate Alex Tudor also missed the opening Test through injury and is expected to be missing for Surrey. Yorkshire will be looking to keep their season alive after their dismal showing this season in the four-day game.

Yorkshire's route to the semi-finals

Semi Final Preview

Third Round v Devon, 29th May at Exmouth

First 15 Overs Scoring Breakdown

Overs	1	2	3	4	5	6	7	8	9	10	11	12	13	14	15
Yorkshire	4	4	10	15	22	22	24	29	33	44	52	52	60	63	64
Devon	1	3	5	6	9	14	16	20	25	29	31	33	33	36	37

Innings Breakdown

Yorkshire Innings	44	61	49	38	67
Devon Innings	29	19	35	33	

0-10 Overs 11-20 Overs 31-30 Overs 31-40 Overs 41-50 Overs

Best Bowling

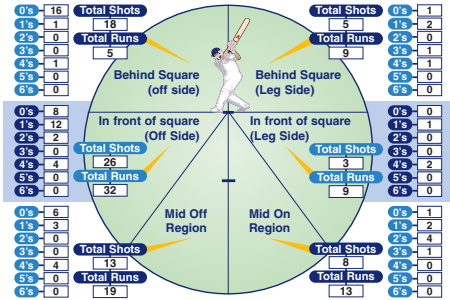
R K J Dawson 8.4-3-34-4

In Front Of Square (Off) Runs 6. Breakdown 1 2 2 2 3 0 4 0 5 0 6 0	Behind Square (Off) Runs 0. Breakdown 1 0 2 0 3 0 4 0 5 0 6 0
Through Mid Off Runs 6. Breakdown 1 4 2 1 3 0 4 0 5 0 6 0	Behind Square (On) Runs 5. Breakdown 1 3 2 1 3 0 4 0 5 0 6 0
Through Mid On Runs 4. Breakdown 1 4 2 0 3 0 4 0 5 0 6 0	
In Front Of Square (On) Runs 13. Breakdown 1 3 2 1 3 0 4 2 5 0 6 0	

Best Innings

C White

87 off 73 balls in 111 minutes



Man of the Match

Craig White

Fourth Round v Northamptonshire, 19th June at Northampton

First 15 Overs Scoring Breakdown

Overs	1	2	3	4	5	6	7	8	9	10	11	12	13	14	15
Yorkshire	4	7	15	23	29	30	31	42	43	52	62	69	72	78	85
Northants	2	3	8	13	15	20	30	39	41	41	42	47	51	51	53

Innings Breakdown

Yorkshire Innings	52	64	58	43	86
Northants Innings	41	30	67	75	41

0-10 Overs 11-20 Overs 31-30 Overs 31-40 Overs 41-50 Overs

Best Bowling

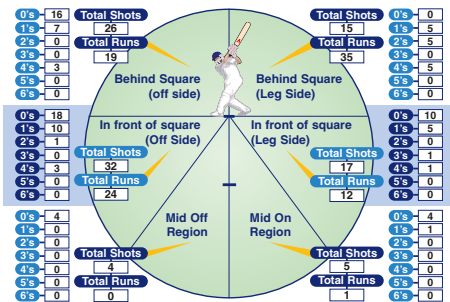
C E W Silverwood 10-3-35-2

In Front Of Square (Off) Runs 14. Breakdown 1 0 2 1 3 0 4 3 5 0 6 0	Behind Square (Off) Runs 4. Breakdown 1 2 2 1 3 0 4 0 5 0 6 0
Through Mid Off Runs 1. Breakdown 1 1 2 0 3 0 4 0 5 0 6 0	Behind Square (On) Runs 9. Breakdown 1 1 2 0 3 0 4 2 5 0 6 0
Through Mid On Runs 0. Breakdown 1 0 2 0 3 0 4 0 5 0 6 0	
In Front Of Square (On) Runs 7. Breakdown 1 2 2 1 3 1 4 0 5 0 6 0	

Best Innings

M J Wood

91 off 99 balls in 128 minutes



Man of the Match

Chris Silverwood

Quarter Final v Essex, 16th July at Chelmsford

First 15 Overs Scoring Breakdown

Overs	1	2	3	4	5	6	7	8	9	10	11	12	13	14	15
Essex	3	7	10	10	12	14	19	27	33	43	51	59	65	73	80
Yorkshire	0	4	12	12	22	23	25	28	35	48	53	55	60	71	73

Innings Breakdown

Essex Innings	43	70	56	61	53
Yorkshire Innings	48	44	53	61	77

0-10 Overs 11-20 Overs 31-30 Overs 31-40 Overs 41-50 Overs

Best Bowling

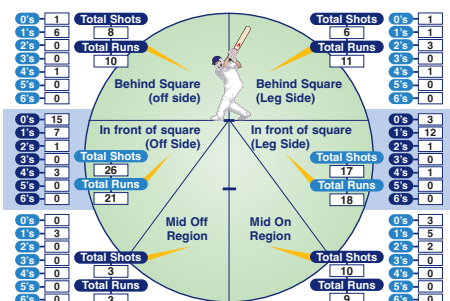
D S Lehmann 6-0-28-2

In Front Of Square (Off) Runs 6. Breakdown 1 3 2 0 3 1 4 0 5 0 6 0	Behind Square (Off) Runs 6. Breakdown 1 4 2 1 3 0 4 0 5 0 6 0
Through Mid Off Runs 3. Breakdown 1 3 2 0 3 0 4 0 5 0 6 0	Behind Square (On) Runs 0. Breakdown 1 0 2 0 3 0 4 0 5 0 6 0
Through Mid On Runs 7. Breakdown 1 5 2 1 3 0 4 0 5 0 6 0	
In Front Of Square (On) Runs 6. Breakdown 1 4 2 1 3 0 4 0 5 0 6 0	

Best Innings

A McGrath

72 off 70 balls in 92 minutes



Man of the Match

Anthony McGrath



Surrey's route to the semi-finals

Semi Final Preview

Third Round v Scotland, 29th May at Edinburgh

Overs	1	2	3	4	5	6	7	8	9	10	11	12	13	14	15
Surrey	0	0	1	7	11	19	20	22	26	29	36	36	41	43	45
Scotland	7	7	9	10	14	15	17	18	24	24	26	31	35	38	38

Innings Breakdown

Surrey Innings	29	32	50	63	72	
Scotland Innings	24	28	11			

0-10 Overs
11-20 Overs
31-30 Overs
31-40 Overs
41-50 Overs

Man of the Match Mark Ramprakash 101 off 134 balls in 144 minutes

Fourth Round v Glamorgan, 19th June at The AMP Oval

Overs	1	2	3	4	5	6	7	8	9	10	11	12	13	14	15
Surrey	2	5	7	18	22	25	35	47	51	67	71	78	90	101	113
Glamorgan	20	37	43	54	61	76	83	92	103	113	114	121	124	131	145

Innings Breakdown

Surrey Innings	52	64	58	43	86
Glamorgan Innings	41	30	67	75	41

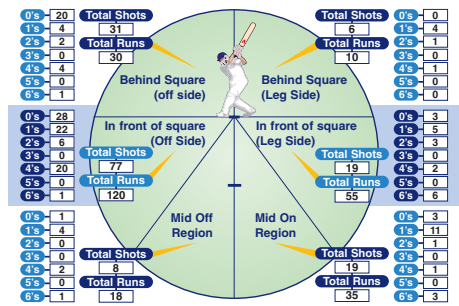
0-10 Overs
11-20 Overs
31-30 Overs
31-40 Overs
41-50 Overs

Best Bowling

A J Holloake 8.5-0-77-5
In Front Of Square (Off) Runs 12. Breakdown 1 8 2 0 3 0 4 1 5 0 6 0
Through Mid Off Runs 4. Breakdown 1 4 2 0 3 0 4 0 5 0 6 0
Through Mid On Runs 29. Breakdown 1 7 2 1 3 0 4 2 5 0 6 2
In Front Of Square (On) Runs 21. Breakdown 1 7 2 1 3 0 4 0 5 0 6 2
Behind Square (Off) Runs 9. Breakdown 1 1 2 0 3 0 4 2 5 0 6 0
Behind Square (On) Runs 0. Breakdown 1 0 2 0 3 0 4 0 5 0 6 0

Best Innings

A D Brown
268 off 160 balls in 199 minutes



Man of the Match Ali Brown

Quarter Final v Sussex, 17th July at Hove

Overs	1	2	3	4	5	6	7	8	9	10	11	12	13	14	15
Surrey	0	7	12	17	24	32	39	39	44	49	53	54	55	63	70
Sussex	2	15	19	35	39	45	50	55	63	66	70	77	82	84	96

Innings Breakdown

Surrey Innings	49	63	54	54	117
Sussex Innings	66	56	54	68	79

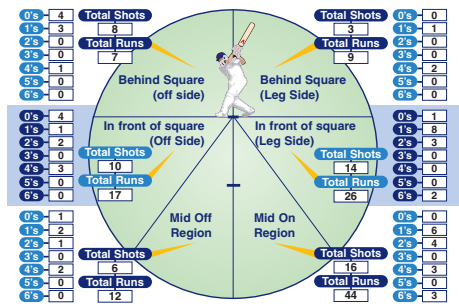
0-10 Overs
11-20 Overs
31-30 Overs
31-40 Overs
41-50 Overs

Best Bowling

A J Holloake 7-0-50-2
In Front Of Square (Off) Runs 5. Breakdown 1 5 2 0 3 0 4 0 5 0 6 0
Through Mid Off Runs 10. Breakdown 1 4 2 1 3 0 4 1 5 0 6 0
Through Mid On Runs 5. Breakdown 1 3 2 1 3 0 4 0 5 0 6 0
In Front Of Square (On) Runs 15. Breakdown 1 8 2 0 3 1 4 1 5 0 6 0
Behind Square (Off) Runs 11. Breakdown 1 5 2 1 3 0 4 1 5 0 6 0
Behind Square (On) Runs 4. Breakdown 1 4 2 0 3 0 4 0 5 0 6 0

Best Innings

A J Holloake
117 off 59 balls in 49 minutes



Man of the Match Adam Holloake



Somerset v Kent

Semi Final Preview

Venue: Taunton, 01823 272946. Contact: Somerset CCC, County Ground, Taunton, Somerset, TA1 1JT
 Umpires: M.R.Benson & A.G.T.Whitehead. 3rd umpire: G.I.Burgess

Record Book — All One Day Matches at this venue in 2002

Somerset

Highest Score	306-8	v	Yorkshire
Lowest Score (completed Innings)	154	v	Northamptonshire
Best Batting (Individual)	133	M.E.Trescothick	v Hampshire
Best Bowling (Individual)	4/30	K.P.Dutch	v Sri Lanka

Opponents

Highest Score	307-4	Yorkshire
Lowest Score (completed Innings)	178	Sri Lanka
Best Batting (Individual)	141*	G.A.Hick
Best Bowling (Individual)	4/29	G.P.Swann

Somerset Statistics

How they did in 2001 – Winners beat Leicestershire by 41 runs

Leading 2002 C&G batting av

Name	M	I	NO	Runs	HS	Avg
M.E.Trescothick	2	1	0	133	133	133.00
K.A.Parsons	3	3	1	169	121	84.50
P.D.Bowler	3	3	0	150	104	50.00
J.Cox	2	2	0	79	64	39.50
I.D.Blackwell	3	3	1	70	34*	35.00
R.J.Turner	3	2	0	49	47	24.50
M.Burns	3	3	0	59	32	19.66
K.P.Dutch	3	2	1	15	13*	15.00
M.J.Wood	2	2	0	25	19	12.50
G.D.Rose	1	1	0	0	0	0.00
M.P.L.Bulbeck	3	2	2	4	4*	-

Leading career C&G batting av

Name	M	I	NO	Runs	HS	Avg
P.S.Jones	16	4	3	47	26*	47.00
M.E.Trescothick	17	15	0	688	133	45.86
K.A.Parsons	25	23	8	657	121	43.80
J.Cox	13	13	1	509	114	42.41
R.J.Turner	25	20	7	452	52	34.76
K.P.Dutch	17	13	6	243	61*	34.71
P.D.Bowler	34	34	0	971	111	28.55
M.Burns	21	21	3	499	84*	27.72
I.D.Blackwell	13	12	2	205	50	20.50
G.D.Rose	26	22	3	372	110	19.57
R.L.Johnson	22	13	3	176	45*	17.60

Leading 2002 One Day batting av

Name	M	I	NO	Runs	HS	Avg
M.E.Trescothick	5	4	0	200	133	50.00
K.A.Parsons	14	14	3	410	121	37.27
M.Burns	14	14	1	456	63	35.07
R.J.Turner	13	11	3	262	53*	32.75
J.Cox	8	8	0	216	99	27.00
P.D.Bowler	12	12	0	288	104	24.00
I.D.Blackwell	14	14	1	303	79	23.30
S.R.G.Francis	7	5	3	39	21	19.50
K.P.Dutch	14	11	2	155	45	17.22
M.J.Wood	10	9	0	133	58	14.77
G.D.Rose	4	4	1	43	20*	14.33

Leading 2002 C&G bowling av

Name	O	M	R	Wkts	Avg	Best
G.D.Rose	7	1	13	1	13.00	1-13
K.P.Dutch	16	1	52	3	17.33	3-26
R.L.Johnson	10	2	42	2	21.00	2-42
P.S.Jones	25	1	123	5	24.60	3-47
J.Cox	7	0	33	1	33.00	1-33
M.Burns	17	0	104	3	34.66	2-53
K.A.Parsons	18	0	80	2	40.00	2-37
M.P.L.Bulbeck	21	1	106	2	53.00	2-16

Leading career C&G bowling av

Name	Balls	Run	Wkt	Avg	Best 5wi
M.P.L.Bulbeck	181	124	7	17.71	5-18 1
R.L.Johnson	1152	829	33	25.12	5-50 1
K.A.Parsons	1052	772	28	27.57	4-43 -
G.D.Rose	1408	902	30	30.06	3-11 -
K.P.Dutch	744	495	16	30.93	3-26 -
P.S.Jones	793	670	21	31.90	4-25 -
J.Cox	42	33	1	33.00	1-33 -
P.W.Jarvis	1718	1231	36	34.19	5-55 1

Leading 2002 One Day bowling av

Name	O	M	R	Wkts	Avg	Best
P.S.Jones	74.4	2	418	19	22.00	4-72
R.L.Johnson	31	4	141	5	28.20	2-19
M.Burns	27	0	170	6	28.33	2-27
K.P.Dutch	96.2	3	445	15	29.66	4-30
J.Cox	7	0	33	1	33.00	1-33
K.A.Parsons	54	2	254	7	36.28	3-29
P.W.Jarvis	10	0	79	2	39.50	2-54
G.D.Rose	30	2	123	3	41.00	1-13

Kent Statistics

How they did in 2001 – QF lost to Somerset by 52 runs

Leading 2002 C&G batting av

Name	M	I	NO	Runs	HS	Avg
P.A.Nixon	3	3	2	86	39*	86.00
J.B.Hockley	3	3	0	169	121	56.33
D.P.Fulton	3	3	1	111	62	55.50
M.V.Fleming	2	2	0	109	56	54.50
R.W.T.Key	3	3	0	159	77	53.00
A.Symonds	3	3	0	105	47	35.00
M.A.Ealham	3	2	0	59	47	29.50
A.Khan	3	1	0	13	13	13.00
J.M.Golding	1	1	0	13	13	13.00
M.J.Walker	3	3	1	24	18	12.00
J.C.Tredwell	3	1	1	15	15*	-

Leading career C&G batting av

Name	M	I	NO	Runs	HS	Avg
R.W.T.Key	10	10	1	404	77	44.88
J.B.Hockley	7	7	1	244	121	40.66
J.C.Tredwell	9	6	1	181	71	36.20
A.Symonds	14	13	1	431	87	35.91
M.J.Walker	13	12	3	278	73	30.88
P.A.Nixon	30	24	10	432	51	30.85
M.A.Ealham	27	24	7	503	58*	29.58
M.V.Fleming	27	25	2	616	117*	26.78
D.P.Fulton	14	14	1	303	63	23.30
J.M.Golding	5	3	0	65	47	21.66
A.Khan	5	3	0	15	13	5.00

Leading 2002 One Day batting av

Name	M	I	NO	Runs	HS	Avg
M.J.Walker	15	14	4	485	94	48.50
R.W.T.Key	16	16	1	669	114	44.60
M.A.Ealham	9	8	1	232	74*	33.14
P.A.Nixon	15	14	4	320	60	32.00
E.T.Smith	6	6	1	160	87	32.00
D.P.Fulton	16	15	1	419	80	29.92
M.V.Fleming	12	12	1	324	64	29.45
J.B.Hockley	17	17	1	414	121	25.87
J.M.Golding	13	10	4	133	34*	22.16
A.Symonds	16	16	0	308	75	19.25
G.O.Jones	3	3	0	46	25	15.33

Leading 2002 C&G bowling av

Name	O	M	R	Wkts	Avg	Best
M.V.Fleming	14	2	49	6	8.16	3-4
J.C.Tredwell	23	4	68	5	13.60	3-7
A.Symonds	20	2	70	5	14.00	3-21
M.J.Saggers	23	3	87	4	21.75	3-41
J.B.Hockley	4	0	35	1	35.00	1-35
M.A.Ealham	23	1	92	2	46.00	1-33
A.Khan	20	0	105	2	52.50	2-50
M.J.Walker	5	0	22	0	-	-
J.M.Golding	5.1	0	30	0	-	-

Leading career C&G bowling av

Name	Balls	Run	Wkt	Avg	Best 5wi
A.Symonds	401	249	15	16.60	5-21 1
M.A.Ealham	1445	750	33	22.72	4-10 -
M.V.Fleming	1095	691	29	23.82	3-4 -
M.J.Saggers	436	284	11	25.81	3-14 -
J.C.Tredwell	372	237	8	29.62	3-7 -
J.B.Hockley	24	35	1	35.00	1-35 -
A.Khan	225	198	5	39.60	2-38 -
M.J.Walker	132	92	2	46.00	1-33 -

Leading 2002 One Day bowling av

Name	O	M	R	Wkts	Avg	Best
M.A.Ealham	62.5	3	265	13	20.38	4-45
M.V.Fleming	80.4	6	333	16	20.81	3-4
J.M.Golding	88.1	5	432	20	21.60	4-42
B.J.Trott	28	0	132	6	22.00	3-43
A.Symonds	96	3	423	19	22.26	3-21
D.D.Masters	40	1	182	8	22.75	5-20
M.M.Patel	14.2	3	52	2	26.00	2-6
J.C.Tredwell	83	6	368	14	26.28	3-7

For C&G Trophy County Records see pages 10 & 11

PREVIEW

KENT'S trip to Taunton to face Somerset provides them with a chance to exact revenge for last season's C&G quarter-final defeat. On that occasion Kent were bowled out for 211 chasing 264, but they go into this clash on the back of convincing victories over Norfolk, Benson & Hedges Cup winners Warwickshire and Gloucestershire, until recently regarded as one-day kings. In James Hockley and Robert Key, they have two of the most prolific batsmen in the competition, although Somerset pairing Keith Parsons and Peter Bowler also boast a combined total of 300 runs.



Somerset's route to the semi-finals

Semi Final Preview

Third Round v Yorkshire Cricket Board, 29th May at Scarborough

First 15 Overs Scoring Breakdown

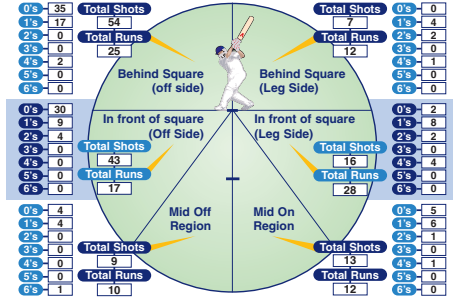
Overs	1	2	3	4	5	6	7	8	9	10	11	12	13	14	15
Somerset	1	2	5	7	11	13	15	21	28	32	40	42	46	48	53
Yorkshire CB	3	7	9	9	10	13	14	16	20	22	24	25	28	29	31

Innings Breakdown

Innings	0-10 Overs	11-20 Overs	31-30 Overs	31-40 Overs	41-50 Overs
Somerset Innings	32	39	61	55	68
Yorkshire CB Innings	22	27	28	32	59

Best Innings

P D Bowler
104 off 142 balls in 151 minutes



Man of the Match

RM Pyrah (Yorks CB)

Best Bowling

K P Dutch 10-1-26-3

Region	Runs	Breakdown
In Front Of Square (Off)	7	1 4 2 0 3 1 4 0 5 0 6 0
Through Mid Off	2	1 2 2 0 3 0 4 0 5 0 6 0
Through Mid On	5	1 5 2 0 3 0 4 0 5 0 6 0
In Front Of Square (On)	4	1 4 2 0 3 0 4 0 5 0 6 0
Behind Square (Off)	4	1 0 2 0 3 0 4 1 5 0 6 0
Behind Square (On)	4	1 4 2 0 3 0 4 0 5 0 6 0

Fourth Round v Hampshire, 19th June at Taunton

First 15 Overs Scoring Breakdown

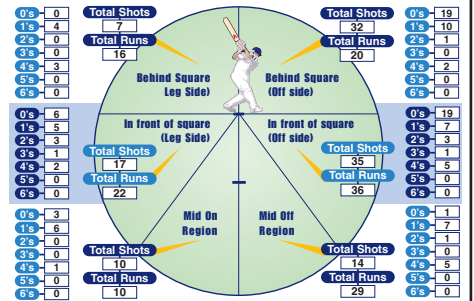
Overs	1	2	3	4	5	6	7	8	9	10	11	12	13	14	15
Hampshire	5	9	9	21	23	37	41	45	45	54	55	62	69	71	76
Somerset	0	4	10	16	21	30	38	48	56	61	65	72	81	89	93

Innings Breakdown

Innings	0-10 Overs	11-20 Overs	31-30 Overs	31-40 Overs	41-50 Overs
Hampshire Innings	54	46	47	56	59
Somerset Innings	61	60	44	54	46

Best Innings

M E Trescothick
133 off 115 balls in 154 minutes



Man of the Match

Marcus Trescothick

Best Bowling

R L Johnson 10-2-42-2

Region	Runs	Breakdown
In Front Of Square (Off)	14	1 6 2 2 3 0 4 1 5 0 6 0
Through Mid Off	4	1 0 2 0 3 0 4 1 5 0 6 0
Through Mid On	1	1 1 2 0 3 0 4 0 5 0 6 0
In Front Of Square (On)	20	1 1 2 2 3 1 4 3 5 0 6 0
Behind Square (Off)	0	1 0 2 0 3 0 4 0 5 0 6 0
Behind Square (On)	2	1 2 2 0 3 0 4 0 5 0 6 0

Quarter Final v Worcestershire, 17th July at Taunton

First 15 Overs Scoring Breakdown

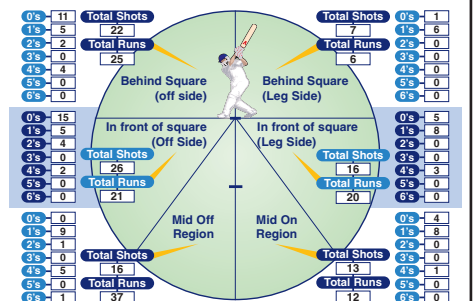
Overs	1	2	3	4	5	6	7	8	9	10	11	12	13	14	15
Worcestershire	6	14	20	25	37	39	47	53	65	74	87	92	97	107	111
Somerset	10	14	14	16	17	25	29	29	36	44	49	59	73	78	87

Innings Breakdown

Innings	0-10 Overs	11-20 Overs	31-30 Overs	31-40 Overs	41-50 Overs
Worcs Innings	74	68	36	48	45
Somerset Innings	44	75	54	48	52

Best Innings

K A Parsons
121 off 100 balls in 133 minutes



Man of the Match

Keith Parsons

Best Bowling

P S Jones 8-0-47-3

Region	Runs	Breakdown
In Front Of Square (Off)	14	1 0 2 1 3 0 4 3 5 0 6 0
Through Mid Off	1	1 1 2 0 3 0 4 0 5 0 6 0
Through Mid On	2	1 0 2 1 3 0 4 0 5 0 6 0
In Front Of Square (On)	16	1 1 2 0 3 1 4 3 5 0 6 0
Behind Square (Off)	9	1 7 2 1 3 0 4 0 5 0 6 0
Behind Square (On)	5	1 1 2 2 3 0 4 0 5 0 6 0



Kent's route to the semi-finals

Semi Final Preview

Third Round v Norfolk , 29th May at Manor Park, Holt Road, Hellesdon

Overs	1	2	3	4	5	6	7	8	9	10	11	12	13	14	15
Kent	2	4	14	19	24	24	40	51	54	67	73	79	79	81	93
Norfolk	4	5	13	15	20	21	21	23	25	32	36	45	45	47	49

Innings Breakdown

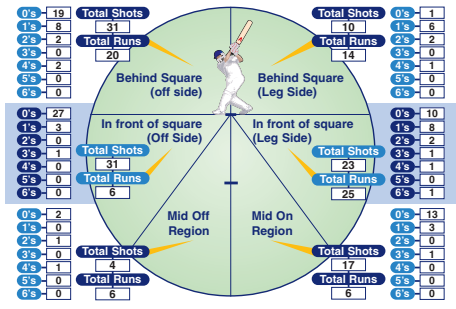
Kent Innings	54	57	42	70	105
Norfolk Innings	32	32	11	9	66

0-10 Overs 11-20 Overs 31-30 Overs 31-40 Overs 41-50 Overs

Best Bowling **J C Tredwell 10-4-7-3**

In Front Of Square (Off) Runs 1. Breakdown 1 1 2 0 3 0 4 0 5 0 6 0	Behind Square (Off) Runs 0. Breakdown 1 0 2 0 3 0 4 0 5 0 6 0
Through Mid Off Runs 0. Breakdown 1 0 2 0 3 0 4 0 5 0 6 0	Behind Square (On) Runs 4. Breakdown 1 4 2 0 3 0 4 0 5 0 6 0
Through Mid On Runs 1. Breakdown 1 1 2 0 3 0 4 0 5 0 6 0	
In Front Of Square (On) Runs 0. Breakdown 1 0 2 0 3 0 4 0 5 0 6 0	

Best Innings
R W T Key
77 off 116 balls in 184 minutes



Man of the Match **Matthew Fleming**

Fourth Round v Warwickshire, 19th June at Canterbury

Overs	1	2	3	4	5	6	7	8	9	10	11	12	13	14	15
Kent	13	15	21	30	32	37	38	44	49	56	60	67	82	92	100
Warwickshire	2	8	10	19	24	28	30	44	44	52	58	71	80	83	89

Innings Breakdown

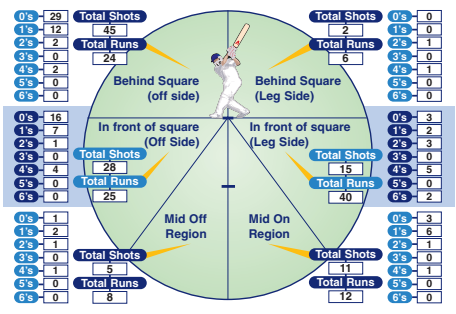
Kent Innings	56	70	72	65	65
Warwicks Innings	52	60	43	45	

0-10 Overs 11-20 Overs 31-30 Overs 31-40 Overs 41-50 Overs

Best Bowling **A Symonds 4-0-21-3**

In Front Of Square (Off) Runs 3. Breakdown 1 3 2 0 3 0 4 0 5 0 6 0	Behind Square (Off) Runs 0. Breakdown 1 0 2 0 3 0 4 0 5 0 6 0
Through Mid Off Runs 1. Breakdown 1 1 2 0 3 0 4 0 5 0 6 0	Behind Square (On) Runs 2. Breakdown 1 2 2 0 3 0 4 0 5 0 6 0
Through Mid On Runs 9. Breakdown 1 1 2 0 3 0 4 2 5 0 6 0	
In Front Of Square (On) Runs 6. Breakdown 1 2 2 0 3 0 4 1 5 0 6 0	

Best Innings
J B Hockley
121 off 107 balls in 120 minutes



Man of the Match **James Hockley**

Quarter Final v Gloucestershire, 16th July at Canterbury

Overs	1	2	3	4	5	6	7	8	9	10	11	12	13	14	15
Gloucs	4	8	11	17	17	21	22	28	33	37	41	51	55	61	62
Kent	1	9	10	12	15	27	31	37	47	64	72	75	77	79	83

Innings Breakdown

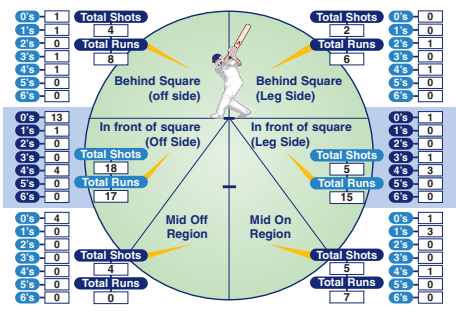
Gloucs Innings	56	70	72	65	65
Kent Innings	52	60	43	45	65

0-10 Overs 11-20 Overs 31-30 Overs 31-40 Overs 41-50 Overs

Best Bowling **M J Sagers 9-1-41-3**

In Front Of Square (Off) Runs 8. Breakdown 1 0 2 0 3 0 4 2 5 0 6 0	Behind Square (Off) Runs 12. Breakdown 1 8 2 0 3 0 4 1 5 0 6 0
Through Mid Off Runs 2. Breakdown 1 0 2 1 3 0 4 0 5 0 6 0	Behind Square (On) Runs 0. Breakdown 1 0 2 0 3 0 4 0 5 0 6 0
Through Mid On Runs 5. Breakdown 1 1 2 0 3 0 4 1 5 0 6 0	
In Front Of Square (On) Runs 13. Breakdown 1 1 2 1 3 0 4 1 5 0 6 1	

Best Innings
M V Fleming
53 off 42 balls in 45 minutes



Man of the Match **Kim Barnett (Gloucs)**



Trophy results & fixtures 2002

Round One Wed 29 Aug 2001 (30th Aug Reserve Day)

- 1 Staffordshire beat Hertfordshire by 161 runsWelwyn Garden City
- 2 Sussex CB beat Essex CB by 6 wktsChelmsford
- 3 Cheshire beat Lancashire CB by 8 wktsChester Boughton Hall
- 4 Bedfordshire beat Derbyshire CB by 185 runsDunstable
- 5 Scotland beat Middlesex CB won 24 runsSouthgate
- 6 Norfolk beat Holland by losing fewer wktsManor Park
- 7 Oxfordshire beat Nottinghamshire CB by 5 wktsChrist Church, Oxford
- 8 Ireland beat Wiltshire by 85 runsSouth Wilts
- 9 Leicestershire CB beat Northamptonshire CB by 7 wktsBarwell
- 10 Warwickshire CB beat Cumberland by 17 runsMillom
- 11 Suffolk beat Denmark 7 wktsCopdock
- 12 Gloucestershire CB beat Huntingdonshire CB by 5 wktsGodmanchester
- 13 Buckinghamshire beat Worcestershire CB by 39 runsDinton
- 14 Lincolnshire beat Berkshire by 86 runsLincoln, Lindum

Teams receiving 1st round byes

Cambridgeshire, Cornwall, Devon, Dorset, Durham CB, Kent CB, Hampshire CB, Herefordshire, Northumberland, Shropshire, Somerset CB, Surrey CB, Wales Minor Counties, Yorkshire CB

Round Two Thurs 13 Sept 2001 (14 Sept Reserve Day)

- 15 Staffordshire beat Northumberland by 7 wktsJesmond
- 16 Wales beat Sussex CB by 3 runsHastings
- 17 Cornwall beat Cheshire by 65 runsToft
- 18 Devon beat Bedfordshire by 3 wktsExmouth
- 19 Scotland beat Dorset by 10 wktsLinlithgow
- 20 Norfolk beat Somerset CB on better run rateManor Park
- 21 Shropshire beat Oxfordshire by 8 runsShifnal
- 22 Ireland beat Hampshire CB by 32 runsWest End
- 23 Kent CB beat Leicestershire CB by 189 runsHinckley
- 24 Warwickshire CB beat Cambridgeshire by 75 runsMarch Town
- 25 Suffolk beat Herefordshire by 103 runsBurySt Edmunds
- 26 Yorkshire CB beat Gloucestershire CB by 4 wktsBristol
- 27 Buckinghamshire beat Durham CB by 21 runsBeaconsfield
- 28 Lincolnshire beat Surrey CB by 94 runsBourne

Round Three Wed 29 May 2002 (30 May Reserve Day)

- 29 Devon lost to Yorkshire by 143 runsExmouth
- 30 Suffolk lost to Northamptonshire by 1 wicketBury St Edmunds
- 31 Shropshire lost to Gloucestershire by 7 wicketsTelford
- 32 Buckinghamshire lost to Sussex by 125 runsBeaconsfield
- 33 Norfolk lost to Kent by 191 runsManor Park
- 34 Lincolnshire lost to Glamorgan by 6 wicketsSleaford
- 35 Warwickshire CB lost to Leicestershire by 26 runsCoventry & NW
- 36 Ireland v Nottinghamshire by 8 wicketsClontarf
- 37 Staffordshire lost to Warwickshire by 50 runsStone
- 38 Cornwall lost to Worcestershire by 49 runsSt Austell
- 39 Scotland lost to Surrey by 55 runsGrange
- 40 Yorkshire CB lost to Somerset 87 runsScarborough
- 41 Kent CB lost to Hampshire by 8 wicketsFolkestone
- 42 Wales Minor Counties lost to Durham by 49 runsCardiff
- 43 *Lancashire beat Derbyshire by 10 wicketsOld Trafford
- 44 *Essex beat Middlesex by 5 wicketsChelmsford

Round Four Wed 19 June 2002 (20 June Reserve Days)

- 45 Nottinghamshire lost to Worcestershire by 8 wicketsNottingham
- 46 Kent beat Warwickshire by 128 runsCanterbury
- 47 Somerset beat Hampshire by 6 wicketsTaunton
- 48 Northamptonshire lost to Yorkshire by 49 runsNorthampton
- 49 Essex beat Lancashire by 9 wicketsChelmsford
- 50 Leicestershire lost to Sussex by 6 wicketsLeicester
- 51 Gloucestershire beat Durham by 8 wicketsBristol
- 52 Surrey beat Glamorgan by 9 runsThe AMP Oval

Quarter-Finals Tues/Wed 16/17 July 2002 (17/18 July Reserve Days)

- 53 Essex lost to Yorkshire by losing more wicketsChelmsford
- 54 Kent beat Gloucestershire by 5 wicketsCanterbury
- 55 Somerset beat Worcestershire by 4 wicketsTaunton
- 56 Sussex lost to Surrey by 14 runsHove

1st Semi-Final Wed 31 July 2002 (1st Aug Reserve Day)

- 57 Yorkshire v SurreyHeadingley

2nd Semi-Final Thurs 1 Aug 2002 (2nd Aug Reserve Day)

- 58 Somerset v KentTaunton

Final (Lord's) Sat 31 Aug 2002 (1st Sept Reserve Day)

The Duckworth/Lewis system

All Cheltenham & Gloucester Trophy matches have a reserve day, but if play is still lost to the weather the Duckworth Lewis system can be used to reset targets. The system is based on what percentage of its resources (overs and wickets) a team have left.

With 50 overs left and 10 wickets remaining, a team has 100 per cent of its resources left. The table shows the percentage of resources at other stages in the innings.

The procedure for working out targets is as follows:

- 1) For each innings: Use the table to calculate the resource percentage lost by the interruption and therefore calculate the resource percentage still available.
- 2) If team 2 have less resources available than team 1, calculate the ratio of the resources available to both teams. Team 2's revised target is obtained by scaling down team 1's score by this ratio.
- 3) If team 2 have more resources available than team 1, calculate the amount by which team 2's resources exceeds team 1's. Work this out as a percentage of 225 (the average 50-over score in ECB matches and one-day internationals). This gives the extra runs to add to team 1's score to give team 2's target.

WICKETS LOST ▶	0	2	5	7	9
OVERS LEFT					
50	100	83.8	49.5	26.5	7.6
40	90.3	77.6	48.3	26.4	7.6
30	77.1	68.2	45.7	26.2	7.6
25	68.5	61.8	43.4	25.9	7.6
20	58.9	54.0	40.0	25.2	7.6
10	34.1	32.5	27.5	20.6	7.5

Playing conditions

- One innings per side of up to 50 overs. A maximum of 10 overs per bowler.
- Scheduled hours of play 11am to 6.45pm. Each innings scheduled to last a maximum three hours and 45 minutes. There will normally be two sessions of play of three hours and 30 minutes each, with an interval from 2.30pm to 3.25pm. The interval will be reduced if necessary.
- Two drinks intervals per innings, but these can be cancelled to make up time lost to interruptions.
- The fielding side can be penalised for slow over rates by the addition of runs to the batting side's total.
- For the first 15 overs a minimum of seven fielders plus the bowler and wicket-keeper must be inside the fielding circle as the ball is bowled. For the rest of the innings a minimum of four fielders plus the bowler and wicket-keeper must be inside the circle. The restrictions are lifted earlier when the number of overs is reduced.
- In the event of a tie, the team losing fewer wickets will win. If the sides are still level, the higher score after 15 overs will win.
- In rounds one and two, run rate may be used to set a revised target after a suspension of play. From round three onwards, the Duckworth Lewis system will be used.



LATEST WEATHER

For a detailed weather forecast check out www.paweathercentre.com or teletext page 151



Competition Records 1963-2002

Highest totals

Total	Teams	Venue	Year
438 for 5	Surrey v Glamorgan	The Oval	2002
429	Glamorgan v Surrey	The Oval	2002
413 for 4	Somerset v Devon	Torquay	1990
406 for 5	Leicestershire v Berkshire	Leicester	1996
404 for 3	Worcestershire v Devon	Worcester	1987
392 for 5	Warwickshire v Oxfordshire	Birmingham	1984
386 for 5	Essex v Wiltshire	Chelmsford	1988
384 for 6	Kent v Berkshire	Finchampstead	1994
384 for 9	Sussex v Ireland	Belfast	1996
381 for 3	Lancashire v Hertfordshire	Radlett	1999
373 for 7	Glamorgan v Bedfordshire	Cardiff	1998
372 for 5	Lancashire v Gloucestershire	Manchester	1990
371 for 4	Hampshire v Glamorgan	Southampton	1975
367 for 3	Bedfordshire v Derbyshire CB	Dunstable	2001
367 for 5	Somerset v Herefordshire	Taunton	1997
365 for 3	Derbyshire v Cornwall	Derby	1986

Highest total batting second

To Lose			
Total	Teams	Venue	Year
429	Glamorgan v Surrey	The Oval	2002
To Win			
Total	Teams	Venue	Year
329 for 5	Sussex v Derbyshire	Derby	1997

Lowest totals

Total	Teams	Venue	Year
39	Ireland v Sussex	Hove	1994
41	Cambridgeshire v Buckinghamshire	Cambridge	1972
41	Middlesex v Essex	Westcliff	1972
41	Shropshire v Essex	Wellington	1974

Highest total by a minor county

Total	Teams	Venue	Year
367 for 3	Bedfordshire v Derbyshire CB	Dunstable	2001
323 for 7	Hertfordshire v Leicestershire (R)	Radlett	1999

Largest victories

Total	Teams	Venue	Year
346 runs	Somerset beat Devon	Torquay	1990
304 runs	Sussex beat Ireland	Belfast	1996
299 runs	Worcestershire beat Devon	Worcester	1987
291 runs	Essex beat Wiltshire	Chelmsford	1988

Highest scores (Individual)

Player	Runs	Teams	Venue	Year
A.D.Brown	268	Surrey v Glamorgan	The Oval	2002
A.I.Kallicharran	206	Warwickshire v Oxfordshire	Birmingham	1984
V.J.Wells	201	Leicestershire v Berkshire	Leicester	1996
T.M.Moody	180*	Worcestershire v Surrey	The Oval	1994
J.M.Dakin	179	Leicestershire v Wales	Swansea	2001
C.G.Greenidge	177	Hampshire v Glamorgan	Southampton	1975
A.J.Wright	177	Gloucestershire v Scotland	Bristol	1997
D.R.Clarke	176*	Bedfordshire v Derbyshire CB	Dunstable	2001
G.A.Hick	172*	Worcestershire v Devon	Worcester	1987
V.P.Terry	165*	Hampshire v Berkshire	Southampton	1985
C.J.Tavare	162*	Somerset v Devon	Torquay	1990
I.V.A.Richards	162*	Glamorgan v Oxfordshire	Swansea	1993
C.L.Smith	159	Hampshire v Cheshire	Chester	1989
R.K.Rao	158	Sussex v Derbyshire	Derby	1997

Most hundreds (Individual)

Total	Player	Team	Career span
8	R.A.Smith	Hampshire	1985-2002

Fastest hundred (Individual)

Balls	Player	Teams	Venue	Year
36	G.D.Rose	Somerset v Devon	Torquay	1990

Most runs in a career (Individual)

Total	Player	Team	Career span
2547 (av 48.98)	G.A.Gooch	Essex	1973-1996

Most wickets in a career (Individual)

Total	Player	Team(s)	Career span
88 wkts (av 14.35)	A.A.Donald	Warks & Worcs	1987-2002
81 wkts (av 14.85)	G.G.Arnold	Surrey & Sussex	1963-1980

Highest partnerships for each wicket (*denotes unbroken partnership)

Wkt	Runs	Batsmen	Teams	Year
1	311	A.J.Wright & N.J. Trainor	Gloucestershire v Scotland	1997
2	286	I.S.Anderson & A.Hill	Derbyshire v Cornwall	1986
3	309*	T.S.Curtis & T.M.Moody	Worcestershire v Surrey	1994
4	234*	D.Lloyd & C.H.Lloyd	Lancashire v Gloucestershire	1978
5	166	M.A.Lynch & G.R.J.Roope	Surrey v Durham	1982
6	226	N.J.Llong & M.V.Fleming	Kent v Cheshire	1999
7	160*	C.J.Richards & I.R.Payne	Surrey v Lincolnshire	1983
8	112	A.L.Penberthy & J.E.Emburey	Northamptonshire v Lancashire	1996
9	87	M.A.Nash & A.E.Cordle	Glamorgan v Lincs	1974
10	81	S.Turner & R.E.East	Essex v Yorkshire	1982

Most dismissals in a career (Individual)

Dismissals	Player	Team	Career span
94 (79 ct, 15 st)	R.C.Russell	Gloucestershire	1981-2002
66 (58 ct, 8 st)	R.W.Taylor	Derbyshire	1963-1984

Most catches in a career (Individual)

Catches	Player	Team	Career span
28	W.Larkins	Various	1976-2002

CONTACTS

THE PRESS ASSOCIATION

CHELTHENHAM & GLOUCESTER



Competition Records 1963-2002

Best Bowling (Individual)

Player	Figs	Teams	Venue	Year
M.A.Holding	8-21	Derbyshire v Sussex	Hove	1988
D.L.Underwood	8-31	Kent v Scotland	Edinburgh	1987
A.L.Dixon	7-15	Kent v Surrey	The Oval	1967
R.P.Lefebvre	7-15	Somerset v Devon	Torquay	1990
N.V.Radford	7-19	Worcestershire v Bedfordshire	Bedford	1991
D.Gough	7-27	Yorkshire v Ireland	Headingley	1997
P.J.Sainsbury	7-30	Hampshire v Norfolk	Southampton	1965
S.P.Davis	7-32	Durham v Lancashire	Chester-le-Street	1983
R.D.Jackman	7-33	Surrey v Yorkshire	Harrogate	1970
D.E.Malcolm	7-35	Derbyshire v Northamptonshire	Derby	1997
N.A.Mallender	7-37	Northamptonshire v Worcestershire	Northampton	1984
R.J.Minter	6-8	Kent CB v Leics CB	Hinckley	2002
A.I.C.Dodemaide	6-9	Sussex v Ireland	Downpatrick	1990

Most Economical Analysis (Individual - 12 Overs)

O	M	R	W	Player	Teams	Venue	Year
12	9	3	1	J.Simmons	Lancashire v Suffolk	Bury St Edmunds	1985

Most Expensive Analysis (Individual - 12 Overs)

O	M	R	W	Player	Teams	Venue	Year
9	0	108	3	S.D.Thomas	Glamorgan v Surrey	The Oval	2002

Most Dismissals in an Innings (Individual)

Dismissals	Player	Teams	Venue	Year
8 (8 ct)	D.J.Piper	Worcestershire v Herefordshire	Hertford	2001
7 (7 ct)	A.J.Stewart	Surrey v Glamorgan	Swansea	1994
6 (5 ct, 1 st)	R.W.Taylor	Derbyshire v Essex	Derby	1981
6 (4 ct, 2 st)	T.Davies	Glamorgan v Staffordshire	Stone	1986
6 (5 ct, 1 st)	K.R.Brown	Middlesex v Wales	Northop Hall	1994

Most Catches in an Innings (Individual)

Cts	Player	Teams	Venue	Year
4	A.S.Brown	Gloucestershire v Middlesex	Bristol	1963
4	G.Cook	Northamptonshire v Glamorgan	Northampton	1972
4	C.G.Greenidge	Hampshire v Cheshire	Southampton	1981
4	D.C.Jackson	Durham v Northamptonshire	Darlington	1984
4	T.S.Smith	Hertfordshire v Somerset	St Albans	1984
4	H.Morris	Glamorgan v Scotland	Edinburgh	1988
4	C.C.Lewis	Nottinghamshire v Worcs	Nottingham	1992
4	G.Yates	Lancashire v Essex	Old Trafford	2000
4	D.P.Fulton	Kent v Northamptonshire	Canterbury	2001

Hat-tricks (Individual) in chronological order

Player	Teams	Venue	Year
D.A.D.Sydenham	Surrey v Cheshire	Hoylake	1964
R.N.S.Hobbs	Essex v Middlesex	Lord's	1968
N.M.McVicker	Warwickshire v Lincolnshire	Birmingham	1971
G.S.le Roux	Sussex v Ireland	Hove	1985
M.Jean-Jacques	Derbyshire v Nottinghamshire	Derby	1987
J.F.M.O'Brien	Cheshire v Derbyshire	Chester	1988
R.A.Pick	Nottinghamshire v Scotland	Trent Bridge	1995
J.E.Embury	Northamptonshire v Cheshire	Northampton	1996
A.R.Caddick	Somerset v Gloucestershire	Taunton	1996
D.Gough	Yorkshire v Ireland	Headingley	1997
P.J.Swanepole	Somerset v Yorkshire CB	Scarborough	2002
B.V.Taylor	Sussex v Leicestershire	Leicester	2002

Previous Finals

1963	Sussex bt Worcestershire by 14 runs
1964	Sussex bt Warwickshire by eight wickets
1965	Yorkshire bt Surrey by 175 runs
1966	Warwickshire bt Worcestershire by five wickets
1967	Kent bt Somerset by 32 runs
1968	Warwickshire bt Sussex by four wickets
1969	Yorkshire bt Derbyshire by 69 runs
1970	Lancashire bt Sussex by six wickets
1971	Lancashire bt Kent by 24 runs
1972	Lancashire bt Warwickshire by four wickets
1973	Gloucestershire bt Sussex by 40 runs
1974	Kent bt Lancashire by four wickets
1975	Lancashire bt Middlesex by seven wickets
1976	Northamptonshire bt Lancashire by four wickets
1977	Middlesex bt Glamorgan by five wickets
1978	Sussex bt Somerset by five wickets
1979	Somerset bt Northamptonshire by 45 runs
1980	Middlesex bt Surrey by seven wickets
1981	Derbyshire bt Northamptonshire by losing fewer wickets
1982	Surrey bt Warwickshire by nine wickets
1983	Somerset bt Kent by 24 runs
1984	Middlesex bt Kent by four wickets
1985	Essex bt Nottinghamshire by one run
1986	Sussex bt Lancashire by seven wickets
1987	Nottinghamshire bt Northamptonshire by three wickets
1988	Middlesex bt Worcestershire by three wickets
1989	Warwickshire bt Middlesex by four wickets
1990	Lancashire bt Northamptonshire by seven wickets
1991	Hampshire bt Surrey by four wickets
1992	Northamptonshire bt Leicestershire by eight wickets
1993	Warwickshire bt Sussex by five wickets
1994	Worcestershire bt Warwickshire by eight wickets
1995	Warwickshire bt Northants by four wickets
1996	Lancashire bt Essex by 129 runs
1997	Essex bt Warwickshire by nine wickets
1998	Lancashire bt Derbyshire by nine wickets
1999	Gloucestershire bt Somerset by 50 runs
2000	Gloucestershire bt Warwickshire by 22 runs (D/L)
2001	Somerset bt Leicestershire by 41 runs

CONTACTS

THE PRESS ASSOCIATION

CHELTHENHAM & GLOUCESTER



Individual Teams Records 1963-2002

Derbyshire

Highest Total	365-3	v Cornwall	1986
Highest Total Batting Second	287-9	v Lancashire	1996
Lowest Total (completed Innings)	79	v Surrey	1967
Highest Score (Individual)	173*	M.J.Di Venuto v Derbyshire CB	2000
Best Bowling (Individual)	8-21	M.A.Holding v Sussex	1988
Most Runs in a career (Individual)	1426	K.J.Barnett	44 matches
Most Wickets in a career (Individual)	42	D.G.Cork	21 matches
Most Dismissals in a career (Individual)	66	R.W.Taylor	39 matches
Most catches in a career (Individual)	17	K.J.Barnett	44 matches

Glamorgan

Highest Total	429	v Surrey	2002
Highest Total Batting Second	304-8	v Hampshire	1997
Lowest Total (completed Innings)	76	v Northants	1968
Highest Score (Individual)	162*	I.V.A.Richards v Oxfordshire	1993
Best Bowling (Individual)	5-13	R.J.Shastri v Scotland	1988
Most Runs in a career (Individual)	1690	M.P.Maynard	45 matches
Most Wickets in a career (Individual)	45	S.L.Watkin	36 matches
Most Dismissals in a career (Individual)	29	C.P.Metson	28 matches
Most catches in a career (Individual)	23	M.P.Maynard	45 matches

Kent

Highest Total	384-6	v Berkshire	1994
Highest Total Batting Second	296-4	v Surrey	1985
Lowest Total (completed Innings)	60	v Somerset	1979
Highest Score (Individual)	136*	C.L.Hooper v Berkshire	1994
Best Bowling (Individual)	8-31	D.L.Underwood v Scotland	1987
Most Runs in a career (Individual)	1247	B.W.Luckhurst	28 matches
Most Wickets in a career (Individual)	77	D.L.Underwood	57 matches
Most Dismissals in a career (Individual)	65	A.P.E.Knott	46 matches
Most catches in a career (Individual)	21	D.L.Underwood	57 matches

Durham

Highest Total	326-4	v Herefordshire	1995
Highest Total Batting Second	305-9	v Glamorgan	1991
Lowest Total (completed Innings)	82	v Worcestershire	1968
Highest Score (Individual)	125	S.Hutton v Herefordshire	1995
Best Bowling (Individual)	7-32	S.P.Davis v Lancashire	1983
Most Runs in a career (Individual)	392	S.Greensword	20 matches
Most Wickets in a career (Individual)	20	P.J.Kippax	9 matches
Most Dismissals in a career (Individual)	17	A.R.Fothergill	10 matches
Most catches in a career (Individual)	7	S.R.Atkinson	12 matches

Gloucestershire

Highest Total	351-2	v Scotland	1997
Highest Total Batting Second	306-6	v Leicestershire	1983
Lowest Total (completed Innings)	82	v Notts	1987
Highest Score (Individual)	177	A.J.Wright v Scotland	1977
Best Bowling (Individual)	6-21	C.A.Walsh v Kent	1990
Most Runs in a career (Individual)	1293	A.J.Wright	32 matches
Most Wickets in a career (Individual)	48	D.A.Graveney	38 matches
Most Dismissals in a career (Individual)	94	R.C.Russell	56 matches
Most catches in a career (Individual)	19	C.W.J.Athey	24 matches

Lancashire

Highest Total	381-3	v Hertfordshire	1999
Highest Total Batting Second	299-5	v Middlesex	1990
Lowest Total (completed Innings)	59	v Worcestershire	1963
Highest Score (Individual)	135*	A.Flintoff v Surrey	2000
Best Bowling (Individual)	6-18	G.Chapple v Essex	1996
Most Runs in a career (Individual)	1920	C.H.Lloyd	42 matches
Most Wickets in a career (Individual)	79	J.Simmons	57 matches
Most Dismissals in a career (Individual)	56	W.K.Hegg	43 matches
Most catches in a career (Individual)	27	J.Simmons	57 matches

Essex

Highest Total	386-5	v Wiltshire	1988
Highest Total Batting Second	319-9	v Lancashire	1992
Lowest Total (completed Innings)	57	v Lancashire	1996
Highest Score (Individual)	144	G.A.Gooch v Hampshire	1990
Best Bowling (Individual)	5-8	J.K.Lever v Middlesex	1972
Most Runs in a career (Individual)	2547 (av 48.98)	G.A.Gooch	57 matches
Most Wickets in a career (Individual)	70	J.K.Lever	44 matches
Most Dismissals in a career (Individual)	32	D.E.East	21 matches
Most catches in a career (Individual)	26	G.A.Gooch	57 matches

Hampshire

Highest Total	371-4	v Glamorgan	1975
Highest Total Batting Second	326-9	v Leicestershire	1987
Lowest Total (completed Innings)	98	v Lancashire	1975
Highest Score (Individual)	177	C.G.Greenidge v Glamorgan	1975
Best Bowling (Individual)	7-30	P.J.Sainsbury v Norfolk	1965
Most Runs in a career (Individual)	2364	R.A.Smith	47 matches
Most Wickets in a career (Individual)	80	C.A.Connor	38 matches
Most Dismissals in a career (Individual)	49	R.J.Parks	33 matches
Most catches in a career (Individual)	22	R.A.Smith	47 matches

Leicestershire

Highest Total	406-5	v Berkshire	1996
Highest Total Batting Second	295-6	v Derbyshire	1998
Lowest Total (completed Innings)	56	v Northants	1964
Highest Score (Individual)	201	V.J.Wells v Berkshire	1996
Best Bowling (Individual)	6-20	K.Higgs v Staffordshire	1975
Most Runs in a career (Individual)	1516	D.I.Gower	34 matches
Most Wickets in a career (Individual)	35	A.D.Mullally	20 matches
Most Dismissals in a career (Individual)	33	P.A.Nixon	22 matches
Most catches in a career (Individual)	12	B.F.Smith	22 matches





Individual Teams Records 1963-2002

Middlesex

Highest Total	304-7	v Surrey	1995
Highest Total Batting Second	291-5	v Surrey	1990
Lowest Total (completed Innings)	41	v Essex	1972
Highest Score (Individual)	158	G.D.Barlow v Lancashire	1984
Best Bowling (Individual)	6-15	W.W.Daniel v Sussex	1980
Most Runs in a career (Individual)	2148	M.W.Gatting	67 matches
Most Wickets in a career (Individual)	70	W.W.Daniel	34 matches
Most Dismissals in a career (Individual)	54	P.R.Downton	35 matches
Most catches in a career (Individual)	26	M.W.Gatting	67 matches

Somerset

Highest Total	413-4	v Devon	1990
Highest Total Batting Second	339-9	v Warwickshire	1995
Lowest Total (completed Innings)	58	v Middlesex	2000
Highest Score (Individual)	162*	C.J.Tavare v Devon	1990
Best Bowling (Individual)	7-15	R.P.Lefebvre v Devon	1990
Most Runs in a career (Individual)	1209	I.V.A.Richards	31 matches
Most Wickets in a career (Individual)	65	J.Garner	26 matches
Most Dismissals in a career (Individual)	40	R.J.Turner	25 matches
Most catches in a career (Individual)	16	I.V.A.Richards	31 matches

Warwickshire

Highest Total	392-5	v Oxfordshire	1984
Highest Total Batting Second	322-5	v Sussex	1993
Lowest Total (completed Innings)	98	v Leicestershire	1998
Highest Score (Individual)	206	A.I.Kallicharran v Oxfordshire	1984
Best Bowling (Individual)	6-32	K.Ibadulla v Hampshire	1965
Most Runs in a career (Individual)	1950	D.L.Amiss	57 matches
Most Wickets in a career (Individual)	87	A.A.Donald	35 matches
Most Dismissals in a career (Individual)	54	K.J.Piper	39 matches
Most catches in a career (Individual)	22	T.L.Penney	39 matches

Northamptonshire

Highest Total	360-2	v Staffordshire	1990
Highest Total Batting Second	290-5	v Essex	1993
Lowest Total (completed Innings)	62	v Leicestershire	1974
Highest Score (Individual)	145	R.J.Bailey v Staffordshire	1991
Best Bowling (Individual)	7-37	N.A.Mallender v Worcestershire	1984
Most Runs in a career (Individual)	1998	A.J.Lamb	53 matches
Most Wickets in a career (Individual)	40	J.P.Taylor	29 matches
Most Dismissals in a career (Individual)	48	D.Ripley	43 matches
Most catches in a career (Individual)	24	G.Cook	42 matches

Surrey

Highest Total	438-5	v Glamorgan	2002
Highest Total Batting Second	350	v Worcestershire	1994
Lowest Total (completed Innings)	74	v Kent	1967
Highest Score (Individual)	268	A.D.Brown v Glamorgan	2002
Best Bowling (Individual)	7-33	R.D.Jackman v Yorkshire	1970
Most Runs in a career (Individual)	1839	A.J.Stewart	49 matches
Most Wickets in a career (Individual)	62	R.D.Jackman	28 matches
Most Dismissals in a career (Individual)	62	A.J.Stewart	49 matches
Most catches in a career (Individual)	19	G.R.J.Roope	32 matches

Worcestershire

Highest Total	404-3	v Devon	1987
Highest Total Batting Second	284-3	v Northamptonshire	1990
Lowest Total (completed Innings)	98	v Durham	1968
Highest Score (Individual)	180*	T.M.Moody v Surrey	1994
Best Bowling (Individual)	7-19	N.V.Radford v Bedfordshire	1991
Most Runs in a career (Individual)	2142	G.A.Hick	46 matches
Most Wickets in a career (Individual)	48	S.R.Lampitt	32 matches
Most Dismissals in a career (Individual)	71	S.J.Rhodes	49 matches
Most catches in a career (Individual)	25	G.A.Hick	46 matches

Nottinghamshire

Highest Total	344-6	v Northumberland	1994
Highest Total Batting Second	314-8	v Northamptonshire	1995
Lowest Total (completed Innings)	123	v Yorkshire	1969
Highest Score (Individual)	149*	D.W.Randall v Devon	1988
Best Bowling (Individual)	6-10	K.P.Evans v Northumberland	1994
Most Runs in a career (Individual)	1708	R.T.Robinson	45 matches
Most Wickets in a career (Individual)	50	R.A.Pick	29 matches
Most Dismissals in a career (Individual)	48	B.N.French	31 matches
Most catches in a career (Individual)	17	R.T.Robinson	45 matches

Sussex

Highest Total	384-9	v Ireland	1996
Highest Total Batting Second	329-5	v Derbyshire	1997
Lowest Total (completed Innings)	49	v Derbyshire	1969
Highest Score (Individual)	158	R.K.Rao v Derbyshire	1997
Best Bowling (Individual)	6-9	A.I.C.Dodemaide v Ireland	1990
Most Runs in a career (Individual)	1157	P.W.G.Parker	37 matches
Most Wickets in a career (Individual)	56	A.Buss	31 matches
Most Dismissals in a career (Individual)	39	P.Moores	28 matches
Most catches in a career (Individual)	14	M.A.Buss	29 matches

Yorkshire

Highest Total	345-5	v Notts	1996
Highest Total Batting Second	290-7	v Worcestershire	1982
Lowest Total (completed Innings)	76	v Surrey	1970
Highest Score (Individual)	146	G.Boycott v Surrey	1965
Best Bowling (Individual)	7-27	D.Gough v Ireland	1997
Most Runs in a career (Individual)	1378	G.Boycott	40 matches
Most Wickets in a career (Individual)	56	D.Gough	27 matches
Most Dismissals in a career (Individual)	51	R.J.Blakey	41 matches
Most catches in a career (Individual)	23	D.Byas	34 matches



LATEST WEATHER

For a detailed weather forecast check out www.paweathercentre.com or teletext page 151



Match Results Summary 1963-2002

	Team	P	W	L	Trophy Winners	Losing Finalists	MOM Awards
1	Lancashire	116	83	33	7	3	74
2	Warwickshire	117	82	35	5	6	72
3	Middlesex	104	68	36	4	2	58
4	Sussex	102	66	36	4	4	59
5	Surrey	103	65	38	1	3	53
6	Somerset	100	64	36	2	3	58
7	Northamptonshire	101	63	38	2	5	54
8	Hampshire	101	62	39	1	-	61
9	Kent	93	56	37	2	3	54
10	Yorkshire	89	52	37	2	-	42
11	Essex	89	51	38	2	1	52
12	Gloucestershire	90	51	39	3	-	54
13	Worcestershire	90	50	40	1	3	47
14	Leicestershire	86	46	40	-	1	46
15	Glamorgan	86	46	40	-	1	42
16	Nottinghamshire	83	44	39	1	1	44
17	Derbyshire	81	42	39	1	2	46
18	Durham	49	17	32	-	-	22
19	Hertfordshire	29	7	22	-	-	11
20	Kent CB	11	7	4	-	-	8
21	Bedfordshire	21	6	16	-	-	7
22	Lincolnshire	22	6	16	-	-	6
23	Buckinghamshire	27	6	21	-	-	8
24	Shropshire	22	5	17	-	-	9
25	Berkshire	25	5	20	-	-	5
26	Scotland	24	5	19	-	-	7
27	Wales CB	6	4	2	-	-	4
28	Durham CB	8	4	4	-	-	3
29	Cumberland	20	4	16	-	-	4
30	Holland	10	4	6	-	-	5
31	Suffolk	25	4	21	-	-	6

	Team	P	W	L	Trophy Winners	Losing Finalists	MOM Awards
32	Devon	27	4	23	-	-	12
33	Staffordshire	29	4	25	-	-	6
34	Ireland	26	4	22	-	-	7
35	Herefordshire	10	3	7	-	-	4
36	Northumberland	15	3	12	-	-	5
37	Cambridgeshire	25	3	22	-	-	11
38	Cheshire	24	3	21	-	-	5
39	Sussex CB	7	3	4	-	-	2
40	Wales (Minor Co)	8	3	5	-	-	1
41	Yorkshire CB	8	3	5	-	-	5
42	Norfolk	24	3	21	-	-	3
43	Surrey CB	6	2	4	-	-	2
44	Hampshire CB	6	2	4	-	-	3
45	Derbyshire CB	6	2	4	-	-	2
46	Huntingdonshire	6	2	4	-	-	2
47	Middlesex CB	6	2	4	-	-	1
48	Wiltshire	18	2	16	-	-	2
49	Gloucstershire CB	6	2	4	-	-	2
50	Cornwall	13	2	11	-	-	4
51	Oxfordshire	24	2	22	-	-	4
52	Northamptonshire CB	5	1	4	-	-	2
53	Warwickshire CB	6	1	5	-	-	4
54	Essex CB	5	1	4	-	-	1
55	Lancashire CB	4	1	3	-	-	1
56	Worcestershire CB	5	1	4	-	-	1
57	Dorset	17	1	16	-	-	3
58	Leicestershire CB	5	1	4	-	-	2
59	Denmark	3	-	3	-	-	-
60	Somerset CB	4	-	4	-	-	2
61	Nottinghamshire CB	4	-	4	-	-	-

CONTACTS

THE PRESS ASSOCIATION

CHEL TENHAM & GLOUCESTER