



NEWSWIRE

2002



Final Review

September 12

Yorkshire victory ends trophy drought

Yorkshire's long wait for a one-day trophy was finally ended as they claimed a six-wicket victory over Somerset to lift the Cheltenham & Gloucester Trophy at Lord's.

Australian batsman Matthew Elliott was the star of the show, smashing 128 as the Tykes surpassed Somerset's 256 for eight at a canter.

Somerset captain Jamie Cox claimed his fellow Australian never gave Somerset a "sniff" of an opportunity after coming to the crease with his team apparently in big trouble on 19 for two.

Elliott agreed it was one of his greatest innings and said: "I would have to say that is probably the best I have ever played in one-day cricket.

"I think the measure of a player is how well you can do in the second innings of a one-day match and I was very pleased the way I kept my head." Elliott gave due credit too to Anthony McGrath, after they shared an unbroken century stand to change the balance of the match.

"I had some great support from Anthony McGrath," said the Victorian. "He used the crease and played some good shots against the spinners and gave me a breather when I was struggling a little in the 90s." The result ensured some silverware for Yorkshire in an otherwise disappointing season, while Somerset's defeat capped a miserable campaign for the Cidemen.

The sell-out Lord's showdown was a fitting finale to the 2002 competition, which will be best remembered for Ally Brown's sensational innings against Glamorgan in the fourth round.

Brown smashed a one-day world record of 268 from just 160 balls, which included an incredible 30 fours and 12 sixes.

Surrey's total of 438 for five was another new world record but amazingly Glamorgan threatened to upstage them in a brave run chase, eventually being dismissed nine runs short.

The earlier rounds of the competition failed to produce any upsets, with none of the minor counties able to cut short the involvement of any of the big boys.

Suffolk went closest to a giantkilling act when they agonisingly slipped to a one-wicket defeat against Northamptonshire.

Cheltenham & Gloucester Trophy Dates

2002

First round	Wed Aug 29 2001
Second round	Thur Sept 13 2001
Third round	Wed May 29 (Res - May 30)
Fourth round	Tue/Wed June 18/19 (Res - June 19/20)
Quarter-finals	Tue/Wed July 16/17 (Res - July 17/18)
First Semi-final	Wed 31 July (Res - Aug 1)
Second Semi-final	Thur 1 Aug (Res - Aug 2)
Final (Lord's)	Sat 31 Aug (Res - Sept 1)

Res = Reserve Day

Cheltenham & Gloucester Trophy Dates

2003

First round	Thur Aug 29 2002 (Res - Aug 30)
Second round	Thur Sept 12 2002 (Res - Sept 13)

C&G Trophy Final Review

Final Review

Aussie Elliott leads Tykes to trophy drought	p2
Statistics	p3

C&G Trophy First Round 2003 Draw

Match Previews

Scotland v Lancashire CB, Berkshire v Norfolk, Worcestershire CB v Dorset	p6
Kent CB v Leicestershire CB, Wales v Cornwall, Middlesex CB v Cambridgeshire	p7
Durham CB v Herefordshire, Essex CB v Surrey CB, Bucks v Shropshire	p8
Hampshire CB v Staffordshire, Bedfordshire v Holland, Devon v Cumberland	p9
Cheshire v Lincolnshire, Northumberland v Yorkshire CB	p10

Other Features in the Newswire

Trophy Results 2002, D/L Method & Playing Conditions	p4
2003 First Round Review	p5
Cheltenham & Gloucester Trophy Record Book	p11-12
Individual Team Records	p13-14
Match Results Summary	p15

The 60 teams contesting the Cheltenham & Gloucester Trophy

2002

Bedfordshire, Berkshire, Buckinghamshire, Cambridgeshire, Cheshire, Cornwall, Cumberland, Denmark, Derbyshire, Derbyshire CB, Devon, Dorset, Durham, Durham CB, Essex, Essex CB, Glamorgan, Gloucestershire, Gloucestershire CB, Hampshire, Hampshire CB, Herefordshire, Hertfordshire, Holland, Huntingdonshire CB, Ireland, Kent, Kent CB, Lancashire, Lancashire CB, Leicestershire, Leicestershire CB, Lincolnshire, Middlesex, Middlesex CB, Norfolk, Northamptonshire, Northamptonshire CB, Northumberland, Nottinghamshire, Nottinghamshire CB, Oxfordshire, Scotland, Shropshire, Somerset, Somerset CB, Staffordshire, Suffolk, Sussex, Sussex CB, Wales Minor Counties, Warwickshire, Warwickshire CB, Wiltshire, Worcestershire, Worcestershire CB, Surrey, Surrey CB, Yorkshire, Yorkshire CB

CONTACTS

C&G Cheltenham & Gloucester
TROPHY

THE PRESS ASSOCIATION

Phil Ascough. Tel 01430 455673.
Fax 0870 124 0815.
E-mail phil.ascough@pa.press.net

CHELTENHAM & GLOUCESTER

For cricket/media enquiries contact
Cheltenham & Gloucester. C&G press office.
Tel 01452 373670. Fax 01452 373674.
E-mail cgpressoffice@cgpressoffice.demon.co.uk



Aussie Elliott leads Tykes to trophy win

Matthew Elliott provided a brilliant preview to the Ashes series this winter by taming one of England's key bowlers and leading Yorkshire to long overdue success in the C&G Trophy final.

The Australian left-hander hit an unbeaten 128 to guide his new employers to a six-wicket victory over holders Somerset at Lord's with two overs to spare and record Yorkshire's first domestic one-day trophy since lifting the Benson and Hedges Cup in 1987.

His 125-ball innings, which included 16 boundaries, held the Yorkshire reply together after they lost three early wickets in pursuit of Somerset's 256 for eight and gave a chilling reminder to watching England captain Nasser Hussain of the vast talent available to Australia this winter.

After becoming one of the stars of Australia's series victory in England back in 1997, recording his maiden Test century at Lord's before scoring 199 at Headingley, Elliott's talents were deemed surplus to requirements and he played the last of his 20 Tests three years ago.

It has not dampened his enthusiasm for the Australian cause, however, and he seized the opportunity of claiming an important psychological victory for his country by ruthlessly attacking Andrew Caddick at every opportunity.

Knowing Caddick posed perhaps the greatest threat to Yorkshire and will also be one of the main spearheads for England this winter, Elliott singled him out for particular punishment to become the first player to score a century in the final of this competition since Warwickshire's Asif Din nine years ago.

He arrived at the crease with Yorkshire in some trouble at 19 for two after Richard Johnson dismissed Craig White and Chris Silverwood, two of their most aggressive strokemakers, within the space of four balls.

Matthew Wood became Johnson's third victim 10 overs later when he chopped onto his stumps to leave Yorkshire struggling on 64 for three and in danger of under-performing yet again at a Lord's final in a similar manner to their crushing defeat by Gloucestershire in the 1999 Benson and Hedges Super Cup final.

Elliott, though, is not a player who is accustomed to failure in England and particularly at Lord's and set about demonstrating to a sell-out crowd, the first for a Lord's domestic final since 1997, the great talent Australia have at their disposal.

He would probably not get into Australia's second XI Test line-up but by the time he hit the winning runs, smashing Steffan Jones for his 16th boundary, Caddick and Somerset were under no illusions about who was in control.

Cautious at first following the loss of those three early wickets, Elliott gradually wrestled the momentum back in Yorkshire's favour with a determined partnership alongside Michael Vaughan.

Boundaries were at a premium, with Vaughan failing to reach the rope at all during his crucial 31 spanning 20 overs, but they ensured Somerset were unable to build on their early successes.

Once Vaughan departed, finally falling after Steffan Jones had a series of leg before appeals rejected, Yorkshire needed only 103 for victory with 17 overs remaining - a target which was paced to perfection by Elliott and Anthony McGrath.

In just over an hour, Elliott and Anthony McGrath, who finished unbeaten on 46 from only 53 balls, added 103 off only 88 balls and turned what looked like a tough run chase into a gentle stroll in the North West London sunshine.

Yorkshire had begun the day apparently facing a daunting total after Somerset, who won the toss and decided to bat, were given a

flying start to their innings by the returning Marcus Trescothick, playing his first match since breaking his left thumb in the quarter-final victory over Worcestershire six weeks ago.

Trescothick raced to 27 off 25 balls and although he fell in the eighth over of the innings, brilliantly caught by Vaughan at cover off Matthew Hoggard, he gave them the impetus to reach 82 for one by the end of the 15 overs of fielding restrictions.

He was particularly severe on England team-mate Hoggard, who

conceded 34 runs from his opening four overs, but recovered to claim five for 65 after Somerset's middle order collapsed to deny them the formidable total they had been on course to reach.

Despite useful contributions from Keith Parsons, man-of-the-match in Somerset's final victory over Leicestershire in last year's final, and Rob Turner they were unable to penetrate Yorkshire's fields often enough and were restricted to only eight boundaries in the final 20 overs.



Yorkshire v Somerset

31st August at Lord's: Yorkshire beat Somerset by 6 wickets

Somerset won the toss

SOMERSET					
	Runs	6s	4s	Bls	Min
P D Bowler c Blakey b Hoggard	67	0	6	89	126
M E Trescothick c Vaughan b Hoggard	27	1	4	25	33
*J Cox lbw b McGrath	34	0	5	49	63
M Burns lbw b Hoggard	21	0	2	41	37
I D Blackwell b Sidebottom	12	0	1	16	27
K A Parsons c Sidebottom b Hoggard	41	0	3	46	63
†R J Turner c White b Sidebottom	20	0	0	26	28
R L Johnson b Hoggard	2	0	0	3	3
K P Dutch not out	13	0	2	7	12
A R Caddick not out	0	0	0	1	1
Extras (b1 lb6 w6 nb6)	19				
Total (for 8, 50 overs)	256				
Fall: 1-41, 2-122, 3-159, 4-171, 5-191, 6-230, 7-233, 8-250.					
Did Not Bat: P S Jones.					
Bowling: C E W Silverwood 8-1-30-0, M J Hoggard 10-0-65-5, R J Sidebottom 9-0-49-2, A McGrath 9-0-37-1, R K J Dawson 10-0-48-0, M P Vaughan 4-0-20-0.					

YORKSHIRE					
	Runs	6s	4s	Bls	Min
C White c Turner b Johnson	12	0	1	14	13
M J Wood b Johnson	19	0	2	38	58
C E W Silverwood b Johnson	0	0	0	3	1
M T G Elliott not out	128	0	16	125	184
M P Vaughan lbw b Jones	31	0	0	56	74
A McGrath not out	46	0	4	53	65
Extras (lb7 w15 nb2)	24				
Total (for 4, 48 overs)	260				
Fall: 1-19, 2-19, 3-64, 4-157.					
Did Not Bat: G M Fellows, *†R J Blakey, R K J Dawson, R J Sidebottom, M J Hoggard.					
Bowling: A R Caddick 9-0-53-0, R L Johnson 10-2-51-3, K A Parsons 6-0-31-0, P S Jones 9-0-45-1, K P Dutch 8-0-43-0, I D Blackwell 6-0-30-0.					
Umpires: J W Holder and G Sharp.					

Man of the Match

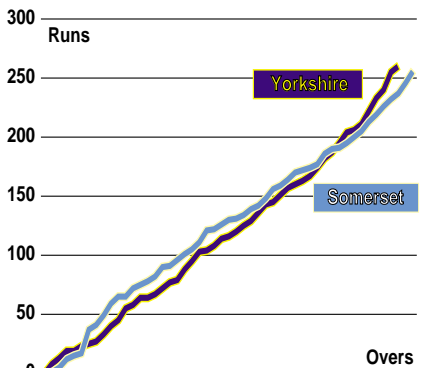


Matthew Elliott (Yorkshire)

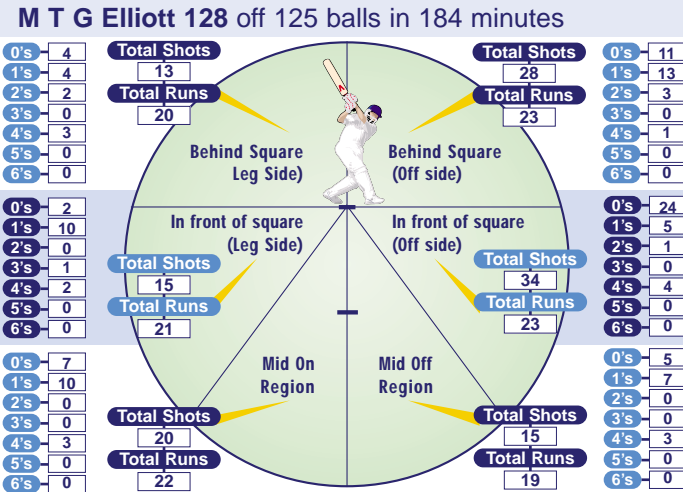
Runs	128*
Wickets	-
Catches	0

AUSTRALIAN batsman Matthew Elliott was named man of the match after his blistering unbeaten 128 guided Yorkshire to their victory target of 257 with two overs to spare. Elliott was at his destructive best, scoring at over a run a ball in his 125-ball innings that included 16 boundaries and held the Yorkshire reply together. Coming in at a perilous 19 for two, Elliott began slowly before upping the pace brilliantly as Yorkshire closed in on victory. No Somerset bowler went unpunished, as even England seamer Andy Caddick struggled to contain a free-flowing Elliott. The Australian became the first centurion in the final of this competition in nine years and fittingly smashed Steffan Jones to the boundary to score the winning runs and hand Yorkshire their first one-day trophy in 15 years.

Run Graph



Best Innings



First 15 Overs Scoring Breakdown

Overs	1	2	3	4	5	6	7	8	9	10	11	12	13	14	15
Somerset	1	5	12	15	17	37	41	49	59	65	65	72	75	78	82
Yorkshire	8	13	19	19	23	25	27	33	40	45	55	58	64	64	67

Innings Breakdown

Innings	0-10 Overs	11-20 Overs	31-30 Overs	31-40 Overs	41-50 Overs
Somerset Innings	65	40	43	43	65
Yorkshire Innings	45	50	48	52	65

Best Bowling

M J Hoggard 10-0-65-5

In Front Of Square (Off) Runs 11. Breakdown 1 3 2 0 3 0 4 2 5 0 6 0	Behind Square (Off) Runs 11. Breakdown 1 7 2 0 3 0 4 1 5 0 6 0
Through Mid Off Runs 11. Breakdown 1 1 2 0 3 0 4 1 5 0 6 1	Behind Square (On) Runs 11. Breakdown 1 0 2 2 3 1 4 1 5 0 6 0
Through Mid On Runs 5. Breakdown 1 3 2 1 3 0 4 0 5 0 6 0	
In Front Of Square (On) Runs 10. Breakdown 1 2 2 2 3 0 4 1 5 0 6 0	



Matthew Hoggard (Yorkshire)

Trophy results & fixtures 2002

Round One Wed 29 Aug 2001 (30th Aug Reserve Day)

- 1 Staffordshire beat Hertfordshire by 161 runsWelwyn Garden City
- 2 Sussex CB beat Essex CB by 6 wktsChelmsford
- 3 Cheshire beat Lancashire CB by 8 wktsChester Boughton Hall
- 4 Bedfordshire beat Derbyshire CB by 185 runsDunstable
- 5 Scotland beat Middlesex CB won 24 runsSouthgate
- 6 Norfolk beat Holland by losing fewer wktsManor Park
- 7 Oxfordshire beat Nottinghamshire CB by 5 wktsChrist Church, Oxford
- 8 Ireland beat Wiltshire by 85 runsSouth Wilts
- 9 Leicestershire CB beat Northamptonshire CB by 7 wktsBarwell
- 10 Warwickshire CB beat Cumberland by 17 runsMillom
- 11 Suffolk beat Denmark 7 wktsCopdock
- 12 Gloucestershire CB beat Huntingdonshire CB by 5 wktsGodmanchester
- 13 Buckinghamshire beat Worcestershire CB by 39 runsDinton
- 14 Lincolnshire beat Berkshire by 86 runsLincoln, Lindum

Teams receiving 1st round byes

Cambridgeshire, Cornwall, Devon, Dorset, Durham CB, Kent CB, Hampshire CB, Herefordshire, Northumberland, Shropshire, Somerset CB, Surrey CB, Wales Minor Counties, Yorkshire CB

Round Two Thurs 13 Sept 2001 (14 Sept Reserve Day)

- 15 Staffordshire beat Northumberland by 7 wktsJesmond
- 16 Wales beat Sussex CB by 3 runsHastings
- 17 Cornwall beat Cheshire by 65 runsToft
- 18 Devon beat Bedfordshire by 3 wktsExmouth
- 19 Scotland beat Dorset by 10 wktsLinlithgow
- 20 Norfolk beat Somerset CB on better run rateManor Park
- 21 Shropshire beat Oxfordshire by 8 runsShifnal
- 22 Ireland beat Hampshire CB by 32 runsWest End
- 23 Kent CB beat Leicestershire CB by 189 runsHinckley
- 24 Warwickshire CB beat Cambridgeshire by 75 runsMarch Town
- 25 Suffolk beat Herefordshire by 103 runsBurySt Edmunds
- 26 Yorkshire CB beat Gloucestershire CB by 4 wktsBristol
- 27 Buckinghamshire beat Durham CB by 21 runsBeaconsfield
- 28 Lincolnshire beat Surrey CB by 94 runsBourne

The Duckworth/Lewis system

All Cheltenham & Gloucester Trophy matches have a reserve day, but if play is still lost to the weather the Duckworth Lewis system can be used to reset targets. The system is based on what percentage of its resources (overs and wickets) a team have left.

With 50 overs left and 10 wickets remaining, a team has 100 per cent of its resources left. The table shows the percentage of resources at other stages in the innings.

The procedure for working out targets is as follows:

- 1) For each innings: Use the table to calculate the resource percentage lost by the interruption and therefore calculate the resource percentage still available.
- 2) If team 2 have less resources available than team 1, calculate the ratio of the resources available to both teams. Team 2's revised target is obtained by scaling down team 1's score by this ratio.
- 3) If team 2 have more resources available than team 1, calculate the amount by which team 2's resources exceeds team 1's. Work this out as a percentage of 225 (the average 50-over score in ECB matches and one-day internationals). This gives the extra runs to add to team 1's score to give team 2's target.

WICKETS LOST ▶	0	2	5	7	9
OVERS LEFT					
50	100	83.8	49.5	26.5	7.6
40	90.3	77.6	48.3	26.4	7.6
30	77.1	68.2	45.7	26.2	7.6
25	68.5	61.8	43.4	25.9	7.6
20	58.9	54.0	40.0	25.2	7.6
10	34.1	32.5	27.5	20.6	7.5

Round Three Wed 29 May 2002 (30 May Reserve Day)

- 29 Devon lost to Yorkshire by 143 runsExmouth
- 30 Suffolk lost to Northamptonshire by 1 wicketBury St Edmunds
- 31 Shropshire lost to Gloucestershire by 7 wicketsTelford
- 32 Buckinghamshire lost to Sussex by 125 runsBeaconsfield
- 33 Norfolk lost to Kent by 191 runsManor Park
- 34 Lincolnshire lost to Glamorgan by 6 wicketsSleaford
- 35 Warwickshire CB lost to Leicestershire by 26 runsCoventry & NW
- 36 Ireland lost Nottinghamshire by 8 wicketsClontarf
- 37 Staffordshire lost to Warwickshire by 50 runsStone
- 38 Cornwall lost to Worcestershire by 49 runsSt Austell
- 39 Scotland lost to Surrey by 55 runsGrange
- 40 Yorkshire CB lost to Somerset by 87 runsScarborough
- 41 Kent CB lost to Hampshire by 8 wicketsFolkestone
- 42 Wales Minor Counties lost to Durham by 49 runsCardiff
- 43 *Lancashire beat Derbyshire by 10 wicketsOld Trafford
- 44 *Essex beat Middlesex by 5 wicketsChelmsford

Round Four Wed 19 June 2002 (20 June Reserve Days)

- 45 Nottinghamshire lost to Worcestershire by 8 wicketsNottingham
- 46 Kent beat Warwickshire by 128 runsCanterbury
- 47 Somerset beat Hampshire by 6 wicketsTaunton
- 48 Northamptonshire lost to Yorkshire by 49 runsNorthampton
- 49 Essex beat Lancashire by 9 wicketsChelmsford
- 50 Leicestershire lost to Sussex by 6 wicketsLeicester
- 51 Gloucestershire beat Durham by 8 wicketsBristol
- 52 Surrey beat Glamorgan by 9 runsThe AMP Oval

Quarter-Finals Tues/Wed 16/17 July 2002 (17/18 July Reserve Days)

- 53 Essex lost to Yorkshire by losing more wicketsChelmsford
- 54 Kent beat Gloucestershire by 5 wicketsCanterbury
- 55 Somerset beat Worcestershire by 4 wicketsTaunton
- 56 Sussex lost to Surrey by 14 runsHove

1st Semi-Final Sun 4 Aug 2002

- 57 Yorkshire beat Surrey by 10 wicketsHeadingley

2nd Semi-Final Thurs 1 Aug 2002

- 58 Somerset beat Kent by 5 runsTaunton

Final (Lord's) Sat 31 Aug 2002 (1st Sept Reserve Day)

- 59 Yorkshire beat Somerset by 6 wicketsLord's

Playing conditions

- One innings per side of up to 50 overs. A maximum of 10 overs per bowler.
- Scheduled hours of play 11am to 6.45pm. Each innings scheduled to last a maximum three hours and 45 minutes. There will normally be two sessions of play of three hours and 30 minutes each, with an interval from 2.30pm to 3.25pm. The interval will be reduced if necessary.
- Two drinks intervals per innings, but these can be cancelled to make up time lost to interruptions.
- The fielding side can be penalised for slow over rates by the addition of runs to the batting side's total.
- For the first 15 overs a minimum of seven fielders plus the bowler and wicket-keeper must be inside the fielding circle as the ball is bowled. For the rest of the innings a minimum of four fielders plus the bowler and wicket-keeper must be inside the circle. The restrictions are lifted earlier when the number of overs is reduced.
- In the event of a tie, the team losing fewer wickets will win. If the sides are still level, the higher score after 15 overs will win.
- In rounds one and two, run rate may be used to set a revised target after a suspension of play. From round three onwards, the Duckworth Lewis system will be used.

Buckingham pick of the bunch in opening round

Buckinghamshire turned in the performance of the first round of the Cheltenham & Gloucester Trophy as they romped to a 230-run win over Suffolk at Dinton Cricket Club.

David Taylor and captain Paul Atkins shared in a third-wicket stand of 131 as Buckinghamshire posted an imposing total of 424 for five in their allotted overs.

Both players made centuries - Taylor scoring 140 and Atkins 110 - as the

home side put the Suffolk attack to the sword.

Leg-spinner Andrew Clarke, who has played first-class cricket for Sussex, then ripped through the Suffolk lower-order to take five for 36 as the visitors were skittled for 194 in 40 overs.

Sri Lankan Test star Eric Upashantha, who faced England at Old Trafford in June, clubbed an unbeaten 59 off just 36 balls as Cheshire made 230 for five against Huntingdonshire.

He then took two important wickets as Huntingdonshire's batsmen were bowled out 13 runs short of their victory target.

Another famous name in first round action was former England one-day international Ian Austin, now plying his trade for Cumberland.

The 36-year-old medium-pacer took four for 25 as Nottinghamshire's Cricket Board were bowled out for 194 - 86 runs short of Cumberland's score of 280 for five that was built

around an unbeaten 108 from opener Steven Knox.

The closest game of the round saw Cornwall scrape to a two-run victory over Somerset CB at Camborne, despite making an impressive 301 for eight in their allotted overs.

Rain halted Somerset CB's reply, but they returned on the reserve day to give Cornwall a massive fright before falling agonisingly short in the final over.

C&G First Round Results

August 1st & 4th 2002

Luton

Hertfordshire 167 (S G Cordingley 58) v **Bedfordshire** 169-2 (D R Clarke 73 no, S Young 50 no)
Bedfordshire beat Hertfordshire by 8 wks
MOM: R J Pack

Finchampstead

Ireland 113 v **Berkshire** 114-6 (P J Prichard 51 no)
Berkshire beat Ireland by 4 wks
MOM: P J Prichard

Dinton

Buckinghamshire 424-5 (D K Taylor 140, P D Atkins 110, P R Sawyer 50) v **Suffolk** 194 (A D Mawson 65, R J Catley 65, A R Clarke 5-36)
Buckinghamshire beat Suffolk by 230 runs
MOM: D K Taylor

Toft

Cheshire 230-5 (K E A Upashantha 59 no) v **Huntingdonshire** CB 218
Cheshire beat Huntingdonshire CB by 12 runs
MOM: K E A Upashantha

Camborne

Cornwall 301-8 (J P Kent 80, T G Sharp 60, B P Price 50) v **Somerset** CB 299 (A V Suppiah 70, W J Durston 50)
Cornwall beat Somerset CB by 2 runs
MOM: J P Kent

Keswick

Cumberland 280-5 (S T Knox 108 no, A A Metcalfe 71, S A Twigs 63) v **Nottinghamshire** CB 194 (Z Iqbal 56 no, I D Austin 4-25)
Cumberland beat Nottinghamshire CB by 86 runs
MOM: S T Knox

Ratcliffe College

Denmark 249-6 (Aftab Ahmed 77, B E McGain 51, N J Pullen 4-36) v **Leicestershire** CB 253-6 (M D R Sutcliffe 97, N J Pullen 65 no)
Leicestershire CB beat Denmark by 4 wks
MOM: N J Pullen

Bristol

Surrey CB 290-4 (S V Bahutule 105, J J Porter 96) v **Gloucestershire** CB 273-8 (M A Coombes 97, B R F Staunton 56, J J Porter 4-51)
Surrey CB beat Gloucestershire CB by 17 runs
MOM: S V Bahutule

Hursley Park

Hampshire CB 280-6 (D C Shirazi 101, L Ronchi 78, J Hibberd 4-48) v **Wiltshire** 196
Hampshire CB beat Wiltshire by 84 runs
MOM: Park: D C Shirazi

Southgate

Middlesex CB 239-9 (P E Wellings 59) v **Derbyshire** CB 201 (J P Rodham 4-23)
Middlesex CB beat Derbyshire CB by 38 runs
MOM: K H A Powell

Northampton

Yorkshire CB 233-8 (S Widdup 90, S Clarke 52) v **Northamptonshire** CB 176 (T M Baker 63)
Yorkshire CB beat Northamptonshire CB by 57 runs
MOM: S Widdup

Banbury


Lancashire CB 229-8 (S E Dearden 67 no, P Green 63) v **Oxfordshire** 198 (A Mercer 4-26)
Lancashire CB beat Oxfordshire by 31 runs
MOM: S E Dearden

Coventry & N. Warwicks

Herefordshire 276-6 (P S Lazenbury 71, I Dawood 60) v **Warwickshire** CB 203 (R Naved-ul-Hasan 4-49)
Herefordshire beat Warwickshire CB by 73 runs
MOM: P S Lazenbury

Kidderminster

Dorset 227 (G R Treagus 76, S W D Rintoul 55, I Jamshed 5-36) v **Worcestershire** CB 228-5 (D Manning 80, G S Kandola 53)
Worcestershire CB beat Dorset by 5 wks
MOM: D Manning



C&G Trophy 2003 – Second Round Preview

Scotland v Lancashire CB

LANCASHIRE CB will be looking for a repeat of their first-round performance against Oxfordshire when they travel north to face Scotland in the second round. Opener Paul Green hit 63 before Stephen Dearden clubbed an unbeaten 67 from just 62 balls as Lancashire CB made 229 for eight from their 50 overs at Banbury Cricket Club. That total proved beyond the home side after Andrew Mercer ripped through the top order, dismissing the first four batsmen to

claim superb figures of four for 26 from his 10 overs, and Oxfordshire were dismissed for 198 with 10 balls remaining. Scotland crushed Dorset by 10 wickets at this stage last year but came unstuck against eventual semi-finalists Surrey in the third round. Mark Ramprakash's unbeaten century allowed the Londoners to make 246 for two before Scotland, chasing a revised target of 119 from 24.1 overs due to rain, stuttered to 63 for four.

Venue: Aberdeenshire: 01224 317 888

Contact: Robert Barclay Home: 0131 552 0828 Mobile: 07860 126 166

How they did in 2002

Scotland

R1 bt Middlesex CB by 20 runs

R2 bt Dorset by 10 wkts

R3 Lost to Surrey by 55 runs

Lancashire CB

R1 lost to Cheshire by 8 wkts

Umpires: A J Henry & R Megennis

Berkshire v Norfolk

Venue: Finchampstead CC; 01189 732890.

Contact: Roy New, 41 Holyrppd Close, Caversham, Reading, RG4 6PZ

How they did in 2002

Berkshire

R1 lost to Lincolnshire by 86 runs

Norfolk

R1 bt Holland by losing fewer wkts

R2 bt Somerset CB on better run rate

R3 lost to Kent by 191 runs

BERKSHIRE have already improved on their performance in the 2002 competition by reaching the second round with a four-wicket win against Ireland. They put themselves in the driving seat at Finchampstead CC as three wickets apiece from Nicholas Denning, Tyron Henderson and Steven Naylor helped skittle the visitors for just 113. Berkshire made a wobbly start to their run chase as they collapsed to 17 for four and then 57 for six before Paul Prichard's

unbeaten half-century steered them to their target with 23 overs to spare.

Norfolk have only managed three wins in their 24 matches in the competition but were handed a place in the second round when they received a bye.

They reached the third round in the 2002 tournament after beating Holland by virtue of losing fewer wickets when the scores finished level and then edging out Somerset CB on a better run rate.

Umpires: A R Bundy & S F Bichopp

Worcestershire CB v Sussex CB

WORCESTERSHIRE Cricket Board face their Sussex counterparts at Kidderminster with confidence high after a five-wicket win against Dorset in the first round. Imran Jamshed, a right-arm medium pace bowler, was in fine form as he claimed five for 36 to help dismiss Dorset for 227 after they had been put into bat. But it was skipper David Manning who won the man-of-the-match award as the 39-year-old smashed a rapid 80, including 15

boundaries, to steer his team home. Veteran spinner Richard Illingworth is set for another appearance after conceding just 26 runs from 10 accurate overs. Sussex Cricket Board went out of the C&G Trophy at the second round stage last year when Wales Minor Counties defeated them by three runs at Hastings. Chasing 239 to win, Paul Stevens' side fell just short as they lost their last five wickets for just 13 runs.

Venue: Kidderminster CC; 01562 824175.

Contact: County Ground, New Road, Worcester, WR2 4QQ

How they did in 2002

Worcestershire CB

R1 lost to Buckinghamshire by 39 runs

Sussex CB

R1 bt Essex CB by 6 wkts

R2 lost to Wales by 3 runs

Umpires: A R Bunden & M A Johnson



C&G Trophy 2003 – Second Round Preview

Kent CB v Leicestershire CB

KENT Cricket Board reached the third round last year before finally being defeated by Robin Smith's Hampshire at Folkestone but the prospect of facing another County Championship side is a mouthwatering prospect. Kevin Masters led the side in the second round hammering of Leicestershire Cricket Board in 2001 as they coasted to a 189-run victory. But Hampshire proved too tough an obstacle as Kent CB lost by eight wickets.

Skipper Neil Pullen was the star for Leicestershire Cricket Board in the first round of this year's competition as the 24-year-old compiled an excellent undefeated 65 to steer his side to a target of 250 against Denmark. Victory looked far from certain when he arrived at the crease with his side on 181 for six but his 43-ball knock, which included eight boundaries, was the pivotal innings in the game although Michael Sutliff's innings of 97 was also highly impressive.

Venue: Maidstone 01622 754 545
Contact: St Lawrence Ground Canterbury CT1 3NZ

How they did in 2002
Kent CB
R1 bye
R2 bt Leicestershire CB by 189 runs
R3 lost to Hampshire by 8 wkts
Leicestershire CB
R1 bt Northamptonshire by 7 wkts
R2 lost to Kent CB by 189 runs

Umpires: Ratcliffe & R M Sutton

Wales v Cornwall

Venue: Sully
Contact: Bill Edwards 01792 462 233
How they did in 2002
Wales
R1 bye
R2 bt Sussex CB by 3 runs
R3 lost to Durham by 49 runs
Cornwall
R1 bye
R2 bt Cheshire by 65 runs
R3 lost to Worcestershire by 49 runs

FORMER West Indies star Phil Simmons was part of the Wales Minor Counties side which reached the third round of the 2002 competition but he was unable to prevent a loss against Durham on the Duckworth/Lewis method. Jon Lewis' side amassed an imperious total of 301 for five from their 50 overs before rain interrupted play leaving Wales Minor Counties to chase a total of 115 from 25 overs. Simmons finished unbeaten on 32 but it was not enough as his side closed on 65

for two. Cornwall reached the second round of this year's C&G Trophy with a dramatic two-run victory against Somerset Cricket Board at Camborne. Victory looked certain after Thomas Sharp's side scored 301 for eight with the skipper himself contributing 60. But only some late bowling heroics from Justin Stephens made sure of the win as he took three wickets to leave Somerset CB two runs short of their target.

Umpires: J H James & M P Moran

Middlesex CB v Cambridgeshire

MIDDLESEX Cricket Board made it through to this stage with a comfortable 38-run win against their Derbyshire counterparts at Southgate. Some late hitting from West Indian Kirk Powell helped Middlesex CB to a total of 239 for nine from their allocation of overs, and he then proved his talent with the ball by claiming three for 34 to leave Derbyshire CB well short of their target. Cambridgeshire crashed out at this stage of last year's competition when they lost by

75 runs to Warwickshire Cricket Board. Despite the best efforts of Ajaz Akhtar who claimed four for 29 in Warwickshire CB's total of 232, which included 51 from Jamie Troughton who is now a regular member of the county side, Cambridgeshire struggled with the bat. Robert Rollins scored 50 but he was the only player to offer any substantial resistance as wickets tumbled at regular intervals.

Venue: Southgate; 0208 8868381.
Contact: Lord's Cricket Ground, London, NW8 8QN

How they did in 2002
Middlesex CB
R1 lost to Scotland by 24 runs
Cambridgeshire
R1 bye
R2 lost to Warwickshire CB by 75 runs

Umpires: Molenaar & C G Pocock



LATEST WEATHER

For a detailed weather forecast check out www.paweathercentre.com or teletext page 151

C&G Trophy 2003 – Second Round Preview

Durham CB v Herefordshire

DURHAM Cricket Board hope to go one stage further than in last year's C&G Trophy when they tumbled out at the second round stage to Buckinghamshire. It looked like success was very much on the cards after Durham CB restricted Buckinghamshire to 187 all out from 47.3 overs with Australian Marcus North taking four for 26. But problems with the bat soon began to appear with a middle-order collapse leaving Durham CB to finally subside for only 166.

Herefordshire cruised to a comfortable first-round success in this year's competition as they hammered Warwickshire Cricket Board by 73 runs. Paul Lazenbury compiled a patient 71 to help Herefordshire on their way to a total of 276 for six that proved too tall an order for their hosts who were eventually dismissed for 203 with Lazenbury taking two important wickets.

Venue: Darlington 01325 25 00 44

Contact: County Ground Riverside
Chester-le-Street County Durham DH3 3QR

How they did in 2002
Durham CB

R1 bye
R2 lost to Buckinghamshire by 21 runs
Herefordshire
R1 bye
R2 lost to Suffolk by 103 runs

Umpires: R Wood & G I McNamee

Essex CB v Surrey CB

Venue: Chelmsford 01245 252 420 .

Contact: County Ground New Writtle
Street Chelmsford Essex CM2 0PG

How they did in 2002

Essex CB

R1 lost to Sussex by 6 wkts

Surrey CB

R1 bye

R2 lost to Lincolnshire by 94 runs

ESSEX Cricket Board will look to capitalise on their first-round bye with victory in the second round of the C&G Trophy against Surrey Cricket Board at Chelmsford. Essex, who crashed out of last season's competition in the opening round to Sussex CB, will be looking to progress against a Surrey side that defeated Gloucestershire CB by 17 runs in round one. After finishing on 290 for four, Surrey dismissed Gloucestershire for 273 for eight and had Joseph Porter to thank after he

finished the day with four wickets for 21 runs.

And captain John Fry will call upon the batting expertise of Sairaj Bahutule to improve on last season's performance where they slipped to defeat against Lincolnshire in the second round. Bahutule compiled a tremendous century that helped Surrey on their way to victory last month and Fry will be asking for more of the same as they bid to overcome a useful Essex line-up.

Umpires: M C White & S Z Marszal

Buckinghamshire v Shropshire

BUCKINGHAMSHIRE hope for a repeat performance of their destruction of Suffolk at Dinton Cricket Club when they take on Shropshire in the second round of the C&G Trophy at Beaconsfield.

Buckinghamshire beat Suffolk by a huge 230 runs after centuries from David Taylor and captain Paul Atkins eased them to an impassable 424 for five.

Andrew Clarke was also inspirational with the ball and chalked up a five-wicket haul at the expense of just 50 runs.

Atkins' men reached the third round last season before falling to Sussex, but will need to be at their very best to defeat a Shropshire side who also reached the same stage last time around. Shropshire's preparations have been helped by a first-round bye, and they will take great heart from their third-round performance last season against Gloucestershire, despite losing by seven wickets.

Venue: Dinton CC; 01296 747254.

Contact: Kevin Beamont, 49 Amersham Road, Little Chalfont, Bucks, Hp6 6SW

How they did in 2002

Buckinghamshire

R1 bt Worcestershire CB by 39 runs

R2 bt Durham by 21 runs

R3 lost to Sussex by 125 runs

Shropshire

R1 bye

R2 bt Oxfordshire by 8 runs

R3 lost to Gloucestershire by 7 wkts

Umpires: J Ilott & A P Price

C&G Trophy 2003 – Second Round Preview

Hampshire CB v Staffordshire

HAMPSHIRE Cricket Board take on Staffordshire at Southampton looking to build on their 84-run victory over Wiltshire in the first round.

Damian Shirazi was the star of that particular show, showing a maturity well beyond his 19 years on the way to a magnificent 101 in the hosts' 280 for six.

Disciplined bowling restricted Wiltshire to 196 in reply, South Africa-born Malcolm Hobson and Roger Miller sharing six wickets while no visiting batsman progressed beyond 27.

In Staffordshire, though, they face a side who reached the third round last year, even giving Warwickshire a scare before going down by 50 runs.

Richard Cooper and David Womble shared six wickets as a full-strength Warwickshire side were dismissed for 192, but Alan Richardson's five-for put paid to any hopes Staffordshire had of pulling off a famous victory.

Venue: Hursley Park,;

Contact: The Hampshire Rose Bowl, Botley Road, West End, Southampton, SO30 3XH

How they did in 2002
Hampshire CB

R1 bye

R2 lost to Ireland by 32 runs

Staffordshire

R1 bt Hertfordshire by 161 runs

R2 bt Northumberland by 7 wkts

R3 lost to Warwickshire by 50 runs

Umpires: J G Reed & R Wood

Bedfordshire v Holland

Venue: Luton Town; 01582 727855.

Contact: Barry Robinson, 45 Sherbourne Avenue, Luton, Beds, LU2 7BD

How they did in 2002
Bedfordshire

R1 bt Derbyshire CB by 185 runs

R2 lost to Devon by 3 wkts

Holland

R1 lost to Norfolk by more wkts

BEDFORDSHIRE entertain Holland at Bedford Town buoyed by an eight-wicket victory over Hertfordshire in the first round. Though David Clark and Tasmanian Shaun Young earned much of the praise for their unbeaten half-centuries in Bedfordshire's successful pursuit of 168, credit must also go to Mark Patterson and Robert Pack. Patterson, who has represented Ireland and Surrey, claimed three for 39, while Pack returned figures of three for 20 as Hertfordshire were bowled out with more

than four overs remaining.

Holland will no doubt be glad that they have reached this stage of the competition, having succumbed to Norfolk at the first hurdle a little over 12 months ago.

Norfolk managed 245 for three from their 50 overs at Manor Park, but number 11 Nadim Abass' run out on the last ball of the game left the scores level and gave Norfolk a pulsating victory by virtue of losing fewer wickets.

Umpires: R G Eagleton & J M Tythcott

Devon v Cumberland

CUMBERLAND travel to Devon buoyed by an 86-run win over Nottinghamshire's County Board in the first round last month. Opener Steven Knox made a magnificent 108 not out in that game, his highest score in List A Limited Overs cricket, as Cumberland made a mammoth 280 for five in their 50 overs.

Former England one-day international Ian Austin, Wisden Cricketer of the Year in 1999, then took four for 25 as Cumberland bowled their opponents out for 194.

Austin is likely to be crucial to his side's chances again as they travel to Exmouth to take on a Devon side who received a bye into the second round.

The west country side beat Bedfordshire in round two last year, but crashed out of the competition after being thrashed by 143 runs by eventual champions Yorkshire in May.

Captain Robert Dawson top-scored with 31 against the Tykes and will hope to improve that total against Cumberland.

Venue: Exmouth 01395 272 771 .

Contact: Geoff Evans 01395 445 216 07768 287 111

How they did in 2002
Devon

R1 bye

R2 bt Bedfordshire by 3 wkts

R3 lost to Yorkshire by 143

Cumberland

R1 lost to Warwickshire by 17 runs

Umpires: P W Kingston-Davey & S w Kuhlmann

C&G Trophy 2003 – Second Round Preview

Cheshire v Lincolnshire

CHESHIRE face Lincolnshire at Neston looking for a repeat of the fineform they showed in last month's first round victory over Huntingdonshire.

Cheshire reached the second round courtesy of a 12-run win, thanks in no small part to Sri Lankan Test star Eric Upashantha.

The 30-year-old hit a quickfire 59 off 36 balls as Cheshire reached 230 for five in their innings.

And he then took two wickets as Huntingdonshire, who included ex-South

African Test star Pieter Strydom in their line-up, were dismissed for 218. Lincolnshire, who received a bye into the second round, reached round three last year before Glamorgan's Andrew Davies took five for 19 to reduce them to 154 all out.

Christmas came early in May then, but David Christmas was only able to take one Glamorgan wicket when opening the bowling as the Minor County was beaten by six wickets.

Venue: Toft CC; 01565 632734.

Contact: John Pickup, 36 Lanswood Park, Hartford, Northwich, Cheshire CW8 1NF

How they did in 2002

Cheshire

R1 bt Lancashire by 8 wkts

R2 lost to Cornwall by 65 runs

Lincolnshire

R1 lost to Cheshire by 8 wkts

Umpires: H Evans & G Watkins

Northumberland v Yorkshire CB

Venue: Jesmond 0191 285 6716

Contact: Alan Stephenson home: 01912131152 work: 0191281 2738

How they did in 2002

Northumberland

R1 bye

R2 lost to Staffordshire by 7 wkts

Yorkshire CB

R1 bye

R2 bt Gloucestershire CB by 4 wkts

R3 lost to Somerset by 87 runs

NORTHUMBERLAND take on Yorkshire's Cricket Board at Jesmond looking to improve on last year's seven-wicket defeat to Staffordshire at the same stage of the competition.

John Graham and John Windows both made half-centuries that day, but to no avail as their opponents romped to victory in a rain-affected game.

Northumberland were given a bye to the second round, but their opponents booked their ticket with an impressive 57-run win

over Northamptonshire's Cricket Board last month.

Simon Widdup hit a polished 90 and Stephen Clark hit 52 as Yorkshire CB made 233 for eight in their 50 overs.

Northants CB ran into trouble at an early stage of their reply and eventually collapsed to 176 all out in their reply.

Neil Gill and Steven Patterson took three wickets apiece in an enterprising Yorkshire CB bowling performance and will be looking for similar success in the north east.

Umpires: Jensen & P Brown

Competition Records 1963-2002

Highest totals

Total	Teams	Venue	Year
438 for 5	Surrey v Glamorgan	The Oval	2002
429	Glamorgan v Surrey	The Oval	2002
413 for 4	Somerset v Devon	Torquay	1990
406 for 5	Leicestershire v Berkshire	Leicester	1996
404 for 3	Worcestershire v Devon	Worcester	1987
392 for 5	Warwickshire v Oxfordshire	Birmingham	1984
386 for 5	Essex v Wiltshire	Chelmsford	1988
384 for 6	Kent v Berkshire	Finchampstead	1994
384 for 9	Sussex v Ireland	Belfast	1996
381 for 3	Lancashire v Hertfordshire	Radlett	1999
373 for 7	Glamorgan v Bedfordshire	Cardiff	1998
372 for 5	Lancashire v Gloucestershire	Manchester	1990
371 for 4	Hampshire v Glamorgan	Southampton	1975
367 for 3	Bedfordshire v Derbyshire CB	Dunstable	2001
367 for 5	Somerset v Herefordshire	Taunton	1997
365 for 3	Derbyshire v Cornwall	Derby	1986

Highest total batting second

To Lose			
Total	Teams	Venue	Year
429	Glamorgan v Surrey	The Oval	2002
To Win			
Total	Teams	Venue	Year
329 for 5	Sussex v Derbyshire	Derby	1997

Lowest totals

Total	Teams	Venue	Year
39	Ireland v Sussex	Hove	1994
41	Cambridgeshire v Buckinghamshire	Cambridge	1972
41	Middlesex v Essex	Westcliff	1972
41	Shropshire v Essex	Wellington	1974

Highest total by a minor county

Total	Teams	Venue	Year
367 for 3	Bedfordshire v Derbyshire CB	Dunstable	2001
323 for 7	Hertfordshire v Leicestershire (R)	Radlett	1999

Largest victories

Total	Teams	Venue	Year
346 runs	Somerset beat Devon	Torquay	1990
304 runs	Sussex beat Ireland	Belfast	1996
299 runs	Worcestershire beat Devon	Worcester	1987
291 runs	Essex beat Wiltshire	Chelmsford	1988

Highest scores (Individual)

Player	Runs	Teams	Venue	Year
A.D.Brown	268	Surrey v Glamorgan	The Oval	2002
A.I.Kallicharran	206	Warwickshire v Oxfordshire	Birmingham	1984
V.J.Wells	201	Leicestershire v Berkshire	Leicester	1996
T.M.Moody	180*	Worcestershire v Surrey	The Oval	1994
J.M.Dakin	179	Leicestershire v Wales	Swansea	2001
C.G.Greenidge	177	Hampshire v Glamorgan	Southampton	1975
A.J.Wright	177	Gloucestershire v Scotland	Bristol	1997
D.R.Clarke	176*	Bedfordshire v Derbyshire CB	Dunstable	2001
G.A.Hick	172*	Worcestershire v Devon	Worcester	1987
V.P.Terry	165*	Hampshire v Berkshire	Southampton	1985
C.J.Tavare	162*	Somerset v Devon	Torquay	1990
I.V.A.Richards	162*	Glamorgan v Oxfordshire	Swansea	1993
C.L.Smith	159	Hampshire v Cheshire	Chester	1989
R.K.Rao	158	Sussex v Derbyshire	Derby	1997

Most hundreds (Individual)

Total	Player	Team	Career span
8	R.A.Smith	Hampshire	1985-2002

Fastest hundred (Individual)

Balls	Player	Teams	Venue	Year
36	G.D.Rose	Somerset v Devon	Torquay	1990

Most runs in a career (Individual)

Total	Player	Team	Career span
2547 (av 48.98)	G.A.Gooch	Essex	1973-1996

Most wickets in a career (Individual)

Total	Player	Team(s)	Career span
88 wkts (av 14.35)	A.A.Donald	Warks & Worcs	1987-2002
81 wkts (av 14.85)	G.G.Arnold	Surrey & Sussex	1963-1980

Highest partnerships for each wicket (*denotes unbroken partnership)

Wkt	Runs	Batsmen	Teams	Year
1	311	A.J.Wright & N.J.Trainor	Gloucestershire v Scotland	1997
2	286	I.S.Anderson & A.Hill	Derbyshire v Cornwall	1986
3	309*	T.S.Curtis & T.M.Moody	Worcestershire v Surrey	1994
4	234*	D.Lloyd & C.H.Lloyd	Lancashire v Gloucestershire	1978
5	166	M.A.Lynch & G.R.J.Roope	Surrey v Durham	1982
6	226	N.J.Llong & M.V.Fleming	Kent v Cheshire	1999
7	160*	C.J.Richards & I.R.Payne	Surrey v Lincolnshire	1983
8	112	A.L.Penberthy & J.E.Emburey	Northamptonshire v Lancashire	1996
9	87	M.A.Nash & A.E.Cordle	Glamorgan v Lincs	1974
10	81	S.Turner & R.E.East	Essex v Yorkshire	1982

Most dismissals in a career (Individual)

Dismissals	Player	Team	Career span
94 (79 ct, 15 st)	R.C.Russell	Gloucestershire	1981-2002
66 (58 ct, 8 st)	R.W.Taylor	Derbyshire	1963-1984

Most catches in a career (Individual)

Catches	Player	Team	Career span
28	W.Larkins	Various	1976-2002

CONTACTS

THE PRESS ASSOCIATION

CHELTHENHAM & GLOUCESTER

Competition Records 1963-2002

Best Bowling (Individual)

Player	Figs	Teams	Venue	Year
M.A.Holding	8-21	Derbyshire v Sussex	Hove	1988
D.L.Underwood	8-31	Kent v Scotland	Edinburgh	1987
A.L.Dixon	7-15	Kent v Surrey	The Oval	1967
R.P.Lefebvre	7-15	Somerset v Devon	Torquay	1990
N.V.Radford	7-19	Worcestershire v Bedfordshire	Bedford	1991
D.Gough	7-27	Yorkshire v Ireland	Headingley	1997
P.J.Sainsbury	7-30	Hampshire v Norfolk	Southampton	1965
S.P.Davis	7-32	Durham v Lancashire	Chester-le-Street	1983
R.D.Jackman	7-33	Surrey v Yorkshire	Harrogate	1970
D.E.Malcolm	7-35	Derbyshire v Northamptonshire	Derby	1997
N.A.Mallender	7-37	Northamptonshire v Worcestershire	Northampton	1984
R.J.Minter	6-8	Kent CB v Leics CB	Hinckley	2002
A.I.C.Dodemaide	6-9	Sussex v Ireland	Downpatrick	1990

Most Economical Analysis (Individual - 12 Overs)

O	M	R	W	Player	Teams	Venue	Year
12	9	3	1	J.Simmons	Lancashire v Suffolk	Bury St Edmunds	1985

Most Expensive Analysis (Individual - 12 Overs)

O	M	R	W	Player	Teams	Venue	Year
9	0	108	3	S.D.Thomas	Glamorgan v Surrey	The Oval	2002

Most Dismissals in an Innings (Individual)

Dismissals	Player	Teams	Venue	Year
8 (8 ct)	D.J.Piper	Worcestershire v Herefordshire	Hertford	2001
7 (7 ct)	A.J.Stewart	Surrey v Glamorgan	Swansea	1994
6 (5 ct, 1 st)	R.W.Taylor	Derbyshire v Essex	Derby	1981
6 (4 ct, 2 st)	T.Davies	Glamorgan v Staffordshire	Stone	1986
6 (5 ct, 1 st)	K.R.Brown	Middlesex v Wales	Northop Hall	1994

Most Catches in an Innings (Individual)

Cts	Player	Teams	Venue	Year
4	A.S.Brown	Gloucestershire v Middlesex	Bristol	1963
4	G.Cook	Northamptonshire v Glamorgan	Northampton	1972
4	C.G.Greenidge	Hampshire v Cheshire	Southampton	1981
4	D.C.Jackson	Durham v Northamptonshire	Darlington	1984
4	T.S.Smith	Hertfordshire v Somerset	St Albans	1984
4	H.Morris	Glamorgan v Scotland	Edinburgh	1988
4	C.C.Lewis	Nottinghamshire v Worcs	Nottingham	1992
4	G.Yates	Lancashire v Essex	Old Trafford	2000
4	D.P.Fulton	Kent v Northamptonshire	Canterbury	2001

Hat-tricks (Individual) in chronological order

Player	Teams	Venue	Year
D.A.D.Sydenham	Surrey v Cheshire	Hoylake	1964
R.N.S.Hobbs	Essex v Middlesex	Lord's	1968
N.M.McVicker	Warwickshire v Lincolnshire	Birmingham	1971
G.S.le Roux	Sussex v Ireland	Hove	1985
M.Jean-Jacques	Derbyshire v Nottinghamshire	Derby	1987
J.F.M.O'Brien	Cheshire v Derbyshire	Chester	1988
R.A.Pick	Nottinghamshire v Scotland	Trent Bridge	1995
J.E.Emburey	Northamptonshire v Cheshire	Northampton	1996
A.R.Caddick	Somerset v Gloucestershire	Taunton	1996
D.Gough	Yorkshire v Ireland	Headingley	1997
P.J.Swanepole	Somerset v Yorkshire CB	Scarborough	2002
B.V.Taylor	Sussex v Leicestershire	Leicester	2002

Previous Finals

1963	Sussex	bt	Worcestershire	by 14 runs
1964	Sussex	bt	Warwickshire	by eight wickets
1965	Yorkshire	bt	Surrey	by 175 runs
1966	Warwickshire	bt	Worcestershire	by five wickets
1967	Kent	bt	Somerset	by 32 runs
1968	Warwickshire	bt	Sussex	by four wickets
1969	Yorkshire	bt	Derbyshire	by 69 runs
1970	Lancashire	bt	Sussex	by six wickets
1971	Lancashire	bt	Kent	by 24 runs
1972	Lancashire	bt	Warwickshire	by four wickets
1973	Gloucestershire	bt	Sussex	by 40 runs
1974	Kent	bt	Lancashire	by four wickets
1975	Lancashire	bt	Middlesex	by seven wickets
1976	Northamptonshire	bt	Lancashire	by four wickets
1977	Middlesex	bt	Glamorgan	by five wickets
1978	Sussex	bt	Somerset	by five wickets
1979	Somerset	bt	Northamptonshire	by 45 runs
1980	Middlesex	bt	Surrey	by seven wickets
1981	Derbyshire	bt	Northamptonshire	by losing fewer wickets
1982	Surrey	bt	Warwickshire	by nine wickets
1983	Somerset	bt	Kent	by 24 runs
1984	Middlesex	bt	Kent	by four wickets
1985	Essex	bt	Nottinghamshire	by one run
1986	Sussex	bt	Lancashire	by seven wickets
1987	Nottinghamshire	bt	Northamptonshire	by three wickets
1988	Middlesex	bt	Worcestershire	by three wickets
1989	Warwickshire	bt	Middlesex	by four wickets
1990	Lancashire	bt	Northamptonshire	by seven wickets
1991	Hampshire	bt	Surrey	by four wickets
1992	Northamptonshire	bt	Leicestershire	by eight wickets
1993	Warwickshire	bt	Sussex	by five wickets
1994	Worcestershire	bt	Warwickshire	by eight wickets
1995	Warwickshire	bt	Northants	by four wickets
1996	Lancashire	bt	Essex	by 129 runs
1997	Essex	bt	Warwickshire	by nine wickets
1998	Lancashire	bt	Derbyshire	by nine wickets
1999	Gloucestershire	bt	Somerset	by 50 runs
2000	Gloucestershire	bt	Warwickshire	by 22 runs (D/L)
2001	Somerset	bt	Leicestershire	by 41 runs
2002	Yorkshire	bt	Somerset	by six wickets

CONTACTS

THE PRESS ASSOCIATION

CHELTHENHAM & GLOUCESTER

Individual Teams Records 1963-2002

Derbyshire

Highest Total	365-3	v Cornwall	1986
Highest Total Batting Second	287-9	v Lancashire	1996
Lowest Total (completed Innings)	79	v Surrey	1967
Highest Score (Individual)	173*	M.J.Di Venuto v Derbyshire CB	2000
Best Bowling (Individual)	8-21	M.A.Holding v Sussex	1988
Most Runs in a career (Individual)	1426	K.J.Barnett	44 matches
Most Wickets in a career (Individual)	42	D.G.Cork	21 matches
Most Dismissals in a career (Individual)	66	R.W.Taylor	39 matches
Most catches in a career (Individual)	17	K.J.Barnett	44 matches

Glamorgan

Highest Total	429	v Surrey	2002
Highest Total Batting Second	304-8	v Hampshire	1997
Lowest Total (completed Innings)	76	v Northants	1968
Highest Score (Individual)	162*	I.V.A.Richards v Oxfordshire	1993
Best Bowling (Individual)	5-13	R.J.Shastri v Scotland	1988
Most Runs in a career (Individual)	1690	M.P.Maynard	45 matches
Most Wickets in a career (Individual)	45	S.L.Watkin	36 matches
Most Dismissals in a career (Individual)	29	C.P.Metson	28 matches
Most catches in a career (Individual)	23	M.P.Maynard	45 matches

Kent

Highest Total	384-6	v Berkshire	1994
Highest Total Batting Second	296-4	v Surrey	1985
Lowest Total (completed Innings)	60	v Somerset	1979
Highest Score (Individual)	136*	C.L.Hooper v Berkshire	1994
Best Bowling (Individual)	8-31	D.L.Underwood v Scotland	1987
Most Runs in a career (Individual)	1247	B.W.Luckhurst	28 matches
Most Wickets in a career (Individual)	77	D.L.Underwood	57 matches
Most Dismissals in a career (Individual)	65	A.P.E.Knott	46 matches
Most catches in a career (Individual)	21	D.L.Underwood	57 matches

Durham

Highest Total	326-4	v Herefordshire	1995
Highest Total Batting Second	305-9	v Glamorgan	1991
Lowest Total (completed Innings)	82	v Worcestershire	1968
Highest Score (Individual)	125	S.Hutton v Herefordshire	1995
Best Bowling (Individual)	7-32	S.P.Davis v Lancashire	1983
Most Runs in a career (Individual)	392	S.Greenword	20 matches
Most Wickets in a career (Individual)	20	P.J.Kippax	9 matches
Most Dismissals in a career (Individual)	17	A.R.Fothergill	10 matches
Most catches in a career (Individual)	7	S.R.Atkinson	12 matches

Gloucestershire

Highest Total	351-2	v Scotland	1997
Highest Total Batting Second	306-6	v Leicestershire	1983
Lowest Total (completed Innings)	82	v Notts	1987
Highest Score (Individual)	177	A.J.Wright v Scotland	1977
Best Bowling (Individual)	6-21	C.A.Walsh v Kent	1990
Most Runs in a career (Individual)	1293	A.J.Wright	32 matches
Most Wickets in a career (Individual)	48	D.A.Graveney	38 matches
Most Dismissals in a career (Individual)	94	R.C.Russell	56 matches
Most catches in a career (Individual)	19	C.W.J.Athey	24 matches

Lancashire

Highest Total	381-3	v Hertfordshire	1999
Highest Total Batting Second	299-5	v Middlesex	1990
Lowest Total (completed Innings)	59	v Worcestershire	1963
Highest Score (Individual)	135*	A.Flinton v Surrey	2000
Best Bowling (Individual)	6-18	G.Chapple v Essex	1996
Most Runs in a career (Individual)	1920	C.H.Lloyd	42 matches
Most Wickets in a career (Individual)	79	J.Simmons	57 matches
Most Dismissals in a career (Individual)	56	W.K.Hegg	43 matches
Most catches in a career (Individual)	27	J.Simmons	57 matches

Essex

Highest Total	386-5	v Wiltshire	1988
Highest Total Batting Second	319-9	v Lancashire	1992
Lowest Total (completed Innings)	57	v Lancashire	1996
Highest Score (Individual)	144	G.A.Gooch v Hampshire	1990
Best Bowling (Individual)	5-8	J.K.Lever v Middlesex	1972
Most Runs in a career (Individual)	2547 (av 48.98)	G.A.Gooch	57 matches
Most Wickets in a career (Individual)	70	J.K.Lever	44 matches
Most Dismissals in a career (Individual)	32	D.E.East	21 matches
Most catches in a career (Individual)	26	G.A.Gooch	57 matches

Hampshire

Highest Total	371-4	v Glamorgan	1975
Highest Total Batting Second	326-9	v Leicestershire	1987
Lowest Total (completed Innings)	98	v Lancashire	1975
Highest Score (Individual)	177	C.G.Greenidge v Glamorgan	1975
Best Bowling (Individual)	7-30	P.J.Sainsbury v Norfolk	1965
Most Runs in a career (Individual)	2364	R.A.Smith	47 matches
Most Wickets in a career (Individual)	80	C.A.Connor	38 matches
Most Dismissals in a career (Individual)	49	R.J.Parks	33 matches
Most catches in a career (Individual)	22	R.A.Smith	47 matches

Leicestershire

Highest Total	406-5	v Berkshire	1996
Highest Total Batting Second	295-6	v Derbyshire	1998
Lowest Total (completed Innings)	56	v Northants	1964
Highest Score (Individual)	201	V.J.Wells v Berkshire	1996
Best Bowling (Individual)	6-20	K.Higgs v Staffordshire	1975
Most Runs in a career (Individual)	1516	D.I.Gower	34 matches
Most Wickets in a career (Individual)	35	A.D.Mullally	20 matches
Most Dismissals in a career (Individual)	33	P.A.Nixon	22 matches
Most catches in a career (Individual)	12	B.F.Smith	22 matches

Individual Teams Records 1963-2002

Middlesex

Highest Total	304-7	v Surrey	1995
Highest Total Batting Second	291-5	v Surrey	1990
Lowest Total (completed Innings)	41	v Essex	1972
Highest Score (Individual)	158	G.D.Barlow v Lancashire	1984
Best Bowling (Individual)	6-15	W.W.Daniel v Sussex	1980
Most Runs in a career (Individual)	2148	M.W.Gatting	67 matches
Most Wickets in a career (Individual)	70	W.W.Daniel	34 matches
Most Dismissals in a career (Individual)	54	P.R.Downton	35 matches
Most catches in a career (Individual)	26	M.W.Gatting	67 matches

Somerset

Highest Total	413-4	v Devon	1990
Highest Total Batting Second	339-9	v Warwickshire	1995
Lowest Total (completed Innings)	58	v Middlesex	2000
Highest Score (Individual)	162*	C.J.Tavare v Devon	1990
Best Bowling (Individual)	7-15	R.P.Lefebvre v Devon	1990
Most Runs in a career (Individual)	1209	I.V.A.Richards	31 matches
Most Wickets in a career (Individual)	65	J.Garner	26 matches
Most Dismissals in a career (Individual)	42	R.J.Turner	27 matches
Most catches in a career (Individual)	16	I.V.A.Richards	31 matches

Warwickshire

Highest Total	392-5	v Oxfordshire	1984
Highest Total Batting Second	322-5	v Sussex	1993
Lowest Total (completed Innings)	98	v Leicestershire	1998
Highest Score (Individual)	206	A.I.Kallicharran v Oxfordshire	1984
Best Bowling (Individual)	6-32	K.Ibadulla v Hampshire	1965
Most Runs in a career (Individual)	1950	D.L.Amiss	57 matches
Most Wickets in a career (Individual)	87	A.A.Donald	35 matches
Most Dismissals in a career (Individual)	54	K.J.Piper	39 matches
Most catches in a career (Individual)	22	T.L.Penney	39 matches

Northamptonshire

Highest Total	360-2	v Staffordshire	1990
Highest Total Batting Second	290-5	v Essex	1993
Lowest Total (completed Innings)	62	v Leicestershire	1974
Highest Score (Individual)	145	R.J.Bailey v Staffordshire	1991
Best Bowling (Individual)	7-37	N.A.Mallender v Worcestershire	1984
Most Runs in a career (Individual)	1998	A.J.Lamb	53 matches
Most Wickets in a career (Individual)	40	J.P.Taylor	29 matches
Most Dismissals in a career (Individual)	48	D.Ripley	43 matches
Most catches in a career (Individual)	24	G.Cook	42 matches

Surrey

Highest Total	438-5	v Glamorgan	2002
Highest Total Batting Second	350	v Worcestershire	1994
Lowest Total (completed Innings)	74	v Kent	1967
Highest Score (Individual)	268	A.D.Brown v Glamorgan	2002
Best Bowling (Individual)	7-33	R.D.Jackman v Yorkshire	1970
Most Runs in a career (Individual)	1842	A.J.Stewart	50 matches
Most Wickets in a career (Individual)	62	R.D.Jackman	28 matches
Most Dismissals in a career (Individual)	62	A.J.Stewart	50 matches
Most catches in a career (Individual)	19	G.R.J.Rooper	32 matches

Worcestershire

Highest Total	404-3	v Devon	1987
Highest Total Batting Second	284-3	v Northamptonshire	1990
Lowest Total (completed Innings)	98	v Durham	1968
Highest Score (Individual)	180*	T.M.Moody v Surrey	1994
Best Bowling (Individual)	7-19	N.V.Radford v Bedfordshire	1991
Most Runs in a career (Individual)	2142	G.A.Hick	46 matches
Most Wickets in a career (Individual)	48	S.R.Lampitt	32 matches
Most Dismissals in a career (Individual)	71	S.J.Rhodes	49 matches
Most catches in a career (Individual)	25	G.A.Hick	46 matches

Nottinghamshire

Highest Total	344-6	v Northumberland	1994
Highest Total Batting Second	314-8	v Northamptonshire	1995
Lowest Total (completed Innings)	123	v Yorkshire	1969
Highest Score (Individual)	149*	D.W.Randall v Devon	1988
Best Bowling (Individual)	6-10	K.P.Evans v Northumberland	1994
Most Runs in a career (Individual)	1708	R.T.Robinson	45 matches
Most Wickets in a career (Individual)	50	R.A.Pick	29 matches
Most Dismissals in a career (Individual)	48	B.N.French	31 matches
Most catches in a career (Individual)	17	R.T.Robinson	45 matches

Sussex

Highest Total	384-9	v Ireland	1996
Highest Total Batting Second	329-5	v Derbyshire	1997
Lowest Total (completed Innings)	49	v Derbyshire	1969
Highest Score (Individual)	158	R.K.Rao v Derbyshire	1997
Best Bowling (Individual)	6-9	A.I.C.Dodemaide v Ireland	1990
Most Runs in a career (Individual)	1157	P.W.G.Parker	37 matches
Most Wickets in a career (Individual)	56	A.Buss	31 matches
Most Dismissals in a career (Individual)	39	P.Moores	28 matches
Most catches in a career (Individual)	14	M.A.Buss	29 matches

Yorkshire

Highest Total	345-5	v Notts	1996
Highest Total Batting Second	290-7	v Worcestershire	1982
Lowest Total (completed Innings)	76	v Surrey	1970
Highest Score (Individual)	146	G.Boycott v Surrey	1965
Best Bowling (Individual)	7-27	D.Gough v Ireland	1997
Most Runs in a career (Individual)	1378	G.Boycott	40 matches
Most Wickets in a career (Individual)	56	D.Gough	27 matches
Most Dismissals in a career (Individual)	54	R.J.Blakey	43 matches
Most catches in a career (Individual)	23	D.Byas	34 matches



Match Results Summary 1963-2002

Team	P	W	L	Trophy Winners	Losing Finalists	MOM Awards
1 Lancashire	116	83	33	7	3	74
2 Warwickshire	117	82	35	5	6	72
3 Middlesex	104	68	36	4	2	58
4 Sussex	102	66	36	4	4	59
5 Surrey	104	65	39	1	3	53
6 Somerset	102	65	37	2	4	59
7 Northamptonshire	101	63	38	2	5	54
8 Hampshire	101	62	39	1	-	61
9 Kent	94	56	38	2	3	54
10 Yorkshire	91	54	37	3	-	44
11 Essex	89	51	38	2	1	52
12 Gloucestershire	90	51	39	3	-	54
13 Worcestershire	90	50	40	1	3	47
14 Leicestershire	86	46	40	-	1	46
15 Glamorgan	86	46	40	-	1	42
16 Nottinghamshire	83	44	39	1	1	44
17 Derbyshire	81	42	39	1	2	46
18 Durham	49	17	32	-	-	22
19 Hertfordshire	29	7	22	-	-	11
20 Kent CB	11	7	4	-	-	8
21 Bedfordshire	21	6	16	-	-	7
22 Lincolnshire	22	6	16	-	-	6
23 Buckinghamshire	27	6	21	-	-	8
24 Shropshire	22	5	17	-	-	9
25 Berkshire	25	5	20	-	-	5
26 Scotland	24	5	19	-	-	7
27 Wales CB	6	4	2	-	-	4
28 Durham CB	8	4	4	-	-	3
29 Cumberland	20	4	16	-	-	4
30 Holland	10	4	6	-	-	5
31 Suffolk	25	4	21	-	-	6

Team	P	W	L	Trophy Winners	Losing Finalists	MOM Awards
32 Devon	27	4	23	-	-	12
33 Staffordshire	29	4	25	-	-	6
34 Ireland	26	4	22	-	-	7
35 Herefordshire	10	3	7	-	-	4
36 Northumberland	15	3	12	-	-	5
37 Cambridgeshire	25	3	22	-	-	11
38 Cheshire	24	3	21	-	-	5
39 Sussex CB	7	3	4	-	-	2
40 Wales (Minor Co)	8	3	5	-	-	1
41 Yorkshire CB	8	3	5	-	-	5
42 Norfolk	24	3	21	-	-	3
43 Surrey CB	6	2	4	-	-	2
44 Hampshire CB	6	2	4	-	-	3
45 Derbyshire CB	6	2	4	-	-	2
46 Huntingdonshire	6	2	4	-	-	2
47 Middlesex CB	6	2	4	-	-	1
48 Wiltshire	18	2	16	-	-	2
49 Gloucstershire CB	6	2	4	-	-	2
50 Cornwall	13	2	11	-	-	4
51 Oxfordshire	24	2	22	-	-	4
52 Northamptonshire CB	5	1	4	-	-	2
53 Warwickshire CB	6	1	5	-	-	4
54 Essex CB	5	1	4	-	-	1
55 Lancashire CB	4	1	3	-	-	1
56 Worcestershire CB	5	1	4	-	-	1
57 Dorset	17	1	16	-	-	3
58 Leicestershire CB	5	1	4	-	-	2
59 Denmark	3	-	3	-	-	-
60 Somerset CB	4	-	4	-	-	2
61 Nottinghamshire CB	4	-	4	-	-	-

CONTACTS

THE PRESS ASSOCIATION

CHELTHENHAM & GLOUCESTER