



NEWSWIRE

2002



Final Preview

August 31

Stakes high for Lord's showdown

Somerset and Yorkshire will both be looking to rescue their seasons when they go head-to-head in the final of the Cheltenham & Gloucester Trophy at Lord's.

Both counties have enjoyed considerable success over the years and while they have struggled in other competitions this season, they have been in superb form on their way to the final and the Lord's clash promises to be a thriller.

Somerset know exactly what it takes to clinch the silverware after their 41-run victory against Leicestershire in last year's showpiece and their progress this year has seen them extend their unbeaten run in the competition to nine matches.

That record looked set to end in the semi-final until an amazing finale saw Kent lose their last three wickets in four balls as Jamie Cox's men scraped through.

Somerset coincidentally began their defence of the trophy in Yorkshire where they were paired with Yorkshire Cricket Board in the third round and the 87-run win at Scarborough was followed by a six-wicket victory over Hampshire.

A place in the last four was guaranteed with a four-wicket success against Worcestershire and the victory over Kent secured a trip to Lord's for the third time in four years in this competition.

Last year's triumph was Somerset's third in the competition and their first since 1983, while Yorkshire have not tasted success since 1969 when they beat Derbyshire.

With Darren Lehmann away on international duty, Richard Blakey will lead out Yorkshire, who brought in Matthew Elliott to replace Lehmann and he marked his one-day debut for the county with a century against Leicestershire.

While Somerset enjoyed home advantage for all but one of their matches, Yorkshire were made to do it the hard way and beat Devon, Northamptonshire and Essex on their travels before returning to Headingley for the rain-affected semi-final against Surrey.

Cheltenham & Gloucester Trophy Dates

2002

First round	Wed Aug 29 2001
Second round	Thur Sept 13 2001
Third round	Wed May 29 (Res - May 30)
Fourth round	Tue/Wed June 18/19 (Res - June 19/20)
Quarter-finals	Tue/Wed July 16/17 (Res - July 17/18)
First Semi-final	Wed 31 July (Res - Aug 1)
Second Semi-final	Thur 1 Aug (Res - Aug 2)
Final (Lord's)	Sat 31 Aug (Res - Sept 1)

Res = Reserve Day

Cheltenham & Gloucester Trophy Dates

2003

First round	Thur Aug 29 2002 (Res - Aug 30)
Second round	Thur Sept 12 2002 (Res - Sept 13)

C&G Trophy Quarter Final Draw

Team Previews

Yorkshire	p3 & p4
Somerset	p5 & p6

C&G Trophy First Round 2003 Draw

Match Previews

Oxfordshire v Lancashire CB, Berkshire v Ireland, Worcestershire CB v Dorset	p8
Leics CB v Denmark, Cornwall v Somerset CB, Middlesex CB v Derbyshire CB	p9
Warwicks CB v Herefordshire, Gloucs CB v Surrey CB, Buckinghamshire v Suffolk	p10
Hampshire CB v Wiltshire, Bedfordshire v Hertfordshire, Cumberland v Notts CB	p11
Cheshire v Huntingdonshire CB, Northamptonshire CB v Yorkshire CB	p12

Other Features in the Newswire

Fourth Round Review	p2
Trophy Results 2001, D/L Method & Playing Conditions	p7
Cheltenham & Gloucester Trophy Record Book	p13-14
Individual Team Records	p15-16
Match Results Summary	p17

The 60 teams contesting the Cheltenham & Gloucester Trophy

2002

Bedfordshire, Berkshire, Buckinghamshire, Cambridgeshire, Cheshire, Cornwall, Cumberland, Denmark, Derbyshire, Derbyshire CB, Devon, Dorset, Durham, Durham CB, Essex, Essex CB, Glamorgan, Gloucestershire, Gloucestershire CB, Hampshire, Hampshire CB, Herefordshire, Hertfordshire, Holland, Huntingdonshire CB, Ireland, Kent, Kent CB, Lancashire, Lancashire CB, Leicestershire, Leicestershire CB, Lincolnshire, Middlesex, Middlesex CB, Norfolk, Northamptonshire, Northamptonshire CB, Northumberland, Nottinghamshire, Nottinghamshire CB, Oxfordshire, Scotland, Shropshire, Somerset, Somerset CB, Staffordshire, Suffolk, Sussex, Sussex CB, Wales Minor Counties, Warwickshire, Warwickshire CB, Wiltshire, Worcestershire, Worcestershire CB, Surrey, Surrey CB, Yorkshire, Yorkshire CB

CONTACTS

C&G Cheltenham & Gloucester
TROPHY

THE PRESS ASSOCIATION

Phil Ascough. Tel 01430 455673.
Fax 0870 124 0815.
E-mail phil.ascough@pa.press.net

CHEL TENHAM & GLOUCESTER

For cricket/media enquiries contact
Cheltenham & Gloucester. C&G press office.
Tel 01452 373670. Fax 01452 373674.
E-mail cgpressoffice@cgpressoffice.demon.co.uk

Somerset edge through in thrilling finale

Holders Somerset secured their return to Lord's to defend their trophy after a dramatic last-over win against Kent at Taunton.

On an amazing day in the south west, Kent came within five runs of Somerset's mammoth 344 for five and only fell short when they lost three wickets in four balls to end their innings.

It had been one of the best one-day chases in history and was only

undermined by that amazing finale, which encouraged mass celebrations and a pitch invasion from the home supporters.

Kent somehow threw the contest away despite needing just nine runs from 15 deliveries with four wickets in hand and Somerset finally edged them out by five runs when all-rounder Mark Ealham was caught off the first ball of the final over.

A magnificent 86, off just 53 balls, from Ian Blackwell

provided the late momentum in Somerset's total, while Peter Bowler and Michael Burns also chipped in with valuable half-centuries.

Kent captain Matthew Fleming smashed 63 from 48 balls to put his side in a strong position but four wickets from Keith Parsons helped peg them back before the late drama saw Somerset scrape through.

Craig White produced an outstanding all-round contribution to help Yorkshire storm past Surrey in the other semi-final at Headingley.

White raced to an unbeaten 100 - to add to his four for 35 - as Yorkshire passed a Duckworth-Lewis target of 167 with 10 wickets and almost 18 overs in hand after Surrey had mustered 173 for eight from 48 overs in a rain-reduced match.

Yorkshire's England all-rounder hit one six and 16 fours in his 78-ball hundred which made a mockery of the struggles of Mark Ramprakash, who had contributed a hard-working 63 to at least give Surrey something to bowl at.

White's opening partner Matthew Wood (57no) played his part too, passing his 50 from 61 balls with a six

and seven fours along the way.

Their partnership brought a one-sided outcome to a match which had seemed destined to last forever following washouts on each of the three days initially set aside for it. Even when play did begin, Surrey's innings was interrupted four times by rain.

In the end, though, White and Wood's ability to hit through the line on a wicket which had prevented any such certainty of shot for Ramprakash and Co settled matters resoundingly in Yorkshire's favour.

C&G Semi-Final Results

August 1st & 4th 2002

1st Aug 2002

Taunton: Somerset beat Kent by 5 runs

Somerset 344 for 5 (50 overs) (I.D.Blackwell 86, M.Burns 72, P.D.Bowler 70); **Kent** 339 (49.1 overs) (M.V.Fleming 63, A.Symonds 55, K.A.Parsons 4-55)
MOM: I.D.Blackwell

31st July, 1st, 2nd and 4th Aug 2002

Headingley: Yorkshire beat Surrey by 10 wickets (D/L Method)

Surrey 173 for 8 (48 overs) (M.R.Ramprakash 63, C.White 4-35);

Yorkshire 167 for 0 (24.1 overs) (C.White 100*, M.J.Wood 57*)

MOM: C.White



Yorkshire's Craig White

Yorkshire

Final Preview

Match Venue: Lord's Cricket Ground, St John's Wood, London NW8 8QN.
Tel: 020 7286 8011.

For C&G Trophy County Records see pages 15 & 16

Record Book — All Yorkshire's One Day Matches in 2002

Yorkshire

Highest Score	307-4	v Somerset
Lowest Score (completed Innings)	81	v Lancashire
Best Batting (Individual)	115 M.J.Wood	v Somerset
Best Bowling (Individual)	3-31 C.White	v Somerset

Opponents

Highest Score	306-8	Somerset
Lowest Score (completed Innings)	116	Devon
Best Batting (Individual)	136 N.Hussain	Essex
Best Bowling (Individual)	5-36 Kabir.Ali	Worcs

Yorkshire Statistics

How they did in 2001 – QF lost to Warwickshire by 4 wickets

2002 C&G batting averages

Name	M	I	NO	Runs	HS	Avg
M.P.Vaughan	3	2	1	105	63*	105.00-
A.McGrath	4	2	1	96	72*	96.00
C.White	4	4	1	225	100*	75.00-
D.S.Lehmann	3	2	1	72	54*	72.00
M.J.Wood	4	4	1	189	91	63.00
C.E.W.Silverwood	4	3	0	117	61	39.00
M.J.Lumb	2	1	0	23	23	23.00-
G.M.Fellows	4	2	2	86	68*	-
S.M.Katich	1	1	1	40	40*	-
R.J.Blakey	4	0	0	0	0	-
D.Gough	1	0	0	0	0	-
M.J.Hoggard	3	0	0	0	0	-
R.J.Sidebottom	3	0	0	0	0	-
R.K.J.Dawson	3	0	0	0	0	-
T.T.Bresnan	1	0	0	0	0	-

Career C&G batting averages

Name	M	I	NO	Runs	HS	Avg
C.White	30	27	7	1031	113	51.55
G.M.Fellows	11	8	3	230	80*	46.00
A.McGrath	19	16	2	598	84	42.71
S.M.Katich	3	3	1	84	40*	42.00
M.J.Wood	9	9	2	286	91	40.85
D.S.Lehmann	13	11	2	350	105	38.88
M.P.Vaughan	22	21	2	588	85	30.94
C.E.W.Silverwood	20	8	3	142	61	28.40-
R.J.Blakey	42	30	11	461	75	24.26
M.J.Lumb	4	3	0	64	30	21.33
D.Gough	27	14	1	234	46	18.00
R.J.Sidebottom	12	2	1	13	7*	13.00-
R.K.J.Dawson	8	3	0	14	7	4.66-
M.J.Hoggard	4	0	0	0	0	-
T.T.Bresnan	1	0	0	0	0	-

2002 One Day batting averages

Name	M	I	NO	Runs	HS	Avg
M.T.G.Elliott	1	1	0	109	109	109.00
S.M.Katich	3	3	2	79	40*	79.00
D.S.Lehmann	16	15	2	693	104	53.30
C.White	17	17	1	704	100*	44.00
M.J.Wood	21	21	3	640	115*	35.55
G.M.Fellows	22	19	7	358	68*	29.83
M.P.Vaughan	9	8	1	202	63*	28.85
A.McGrath	22	20	2	480	78	26.66
C.E.W.Silverwood	16	15	0	392	61	26.13
V.J.Craven	4	4	0	99	59	24.75
M.J.Lumb	15	14	1	273	43	21.00
J.L.Sadler	1	1	0	19	19	19.00
T.T.Bresnan	17	10	6	66	22	16.50
R.J.Blakey	21	14	4	137	34	13.70
S.M.Guy	1	1	0	13	13	13.00
R.K.J.Dawson	17	12	2	86	36	8.60
M.J.Hoggard	9	3	2	8	7*	8.00
A.K.D.Gray	7	5	1	24	10*	6.00
R.J.Sidebottom	15	6	3	7	4*	2.33
S.P.Kirby	3	1	0	0	0	0.00
C.J.Elstob	2	2	2	6	4*	-

2002 C&G bowling averages

Name	O	M	R	Wkts	Avg	Best
D.S.Lehmann	20	0	72	7	10.28	4-26
C.White	33	1	126	7	18.00	4-35
T.T.Bresnan	7	1	18	1	18.00	1-18
M.J.Hoggard	27.2	2	103	5	20.60	2-21
D.Gough	10	0	52	2	26.00	2-52
R.K.J.Dawson	23.4	0	132	4	33.00	4-34
R.J.Sidebottom	25	1	100	3	33.33	2-59
C.E.W.Silverwood	31	5	113	3	37.66	2-35
A.McGrath	9	0	59	1	59.00	1-33

Career C&G bowling averages

Name	Balls	Run	Wkt	Avg	Best 5wi
D.S.Lehmann	300	184	14	13.14	4-26 -
D.Gough	1703	991	56	17.69	7-27 2
T.T.Bresnan	42	18	1	18.00	1-18 -
R.J.Sidebottom	570	370	18	20.55	4-39 -
M.J.Hoggard	194	109	5	21.80	2-21 -
C.White	1368	880	32	27.50	4-35 -
M.P.Vaughan	270	156	5	31.20	1-4 -
C.E.W.Silverwood	1043	642	20	32.10	3-24 -
R.K.J.Dawson	375	291	9	32.33	4-34 -
A.McGrath	96	96	1	96.00	1-33 -
G.M.Fellows	72	55	0	-	- -

2002 One Day bowling averages

Name	O	M	R	Wkts	Avg	Best
C.White	105.2	3	495	25	19.80	5-19
G.M.Fellows	36.3	2	224	11	20.36	4-19
D.S.Lehmann	91	0	387	18	21.50	4-26
M.J.Hoggard	77.1	10	323	15	21.53	3-44
R.K.J.Dawson	91	1	469	21	22.33	4-13
D.Gough	10	0	52	2	26.00	2-52
C.E.W.Silverwood	114	15	463	16	28.93	3-15
C.J.Elstob	17	3	62	2	31.00	1-31
T.T.Bresnan	103.4	7	408	12	34.00	2-27
A.K.D.Gray	29	0	147	4	36.75	3-23
R.J.Sidebottom	91	6	389	9	43.22	2-32
A.McGrath	48	0	258	4	64.50	1-33
S.P.Kirby	23	2	133	2	66.50	2-40

Third Round v Devon, 29th May at Exmouth

First 15 Overs Scoring Breakdown

Overs	1	2	3	4	5	6	7	8	9	10	11	12	13	14	15
Yorkshire	4	4	10	15	22	22	24	29	33	44	52	52	60	63	64
Devon	1	3	5	6	9	14	16	20	25	29	31	33	33	36	37

Innings Breakdown

Innings	0-10	11-20	31-30	31-40	41-50
Yorkshire Innings	44	61	49	38	67
Devon Innings	29	19	35	33	

Best Bowling

R K J Dawson 8.4-3-34-4

In Front Of Square (Off) Runs 6. Breakdown 1 2 2 2 3 0 4 0 5 0 6 0

Through Mid Off Runs 6. Breakdown 1 4 2 1 3 0 4 0 5 0 6 0

Through Mid On Runs 4. Breakdown 1 4 2 0 3 0 4 0 5 0 6 0

In Front Of Square (On) Runs 13. Breakdown 1 3 2 1 3 0 4 2 5 0 6 0

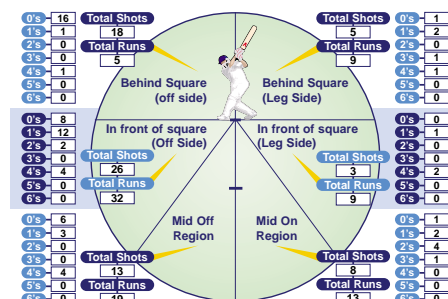
Behind Square (Off) Runs 0. Breakdown 1 0 2 0 3 0 4 0 5 0 6 0

Behind Square (On) Runs 5. Breakdown 1 3 2 1 3 0 4 0 5 0 6 0

Best Innings

C White

87 off 73 balls in 111 minutes



Man of the Match

Craig White

Yorkshire's route to the Final

Final Preview

Fourth Round v Northamptonshire, 19th June at Northampton

First 15 Overs Scoring Breakdown

Overs	1	2	3	4	5	6	7	8	9	10	11	12	13	14	15
Yorkshire	4	7	15	23	29	30	31	42	43	52	62	69	72	78	85
Northants	2	3	8	13	15	20	30	39	41	41	42	47	51	51	53

Innings Breakdown

Innings	0-10 Overs	11-20 Overs	31-30 Overs	31-40 Overs	41-50 Overs
Yorkshire Innings	52	64	58	43	86
Northants Innings	41	30	67	75	41

Best Bowling

C E W Silverwood 10-3-35-2

In Front Of Square (Off) Runs 14. Breakdown 1 0 2 1 3 0 4 3 5 0 6 0

Through Mid Off Runs 1.
Breakdown 1 1 2 0 3 0 4 0 5 0 6 0

Through Mid On Runs 0.
Breakdown 1 0 2 0 3 0 4 0 5 0 6 0

In Front Of Square (On) Runs 7. Breakdown 1 2 2 1 3 1 4 0 5 0 6 0

Behind Square (Off)

Runs 4.
Breakdown 1 2 2 1 3 0 4 0 5 0 6 0

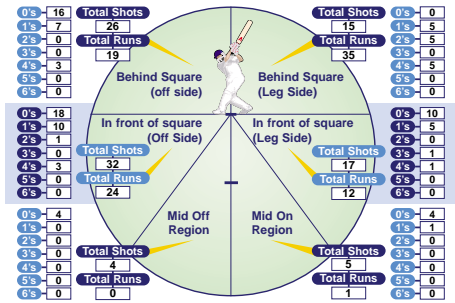
Behind Square (On)

Runs 9. Breakdown 1 1 2 4 3 0 4 2 5 0 6 0

Best Innings

M J Wood

91 off 99 balls in 128 minutes



Man of the Match

Chris Silverwood

Quarter Final v Essex, 16th July at Chelmsford

First 15 Overs Scoring Breakdown

Overs	1	2	3	4	5	6	7	8	9	10	11	12	13	14	15
Essex	3	7	10	10	12	14	19	27	33	43	51	59	65	73	80
Yorkshire	0	4	12	12	22	23	25	28	35	48	53	55	60	71	73

Innings Breakdown

Innings	0-10 Overs	11-20 Overs	31-30 Overs	31-40 Overs	41-50 Overs
Essex Innings	43	70	56	61	53
Yorkshire Innings	48	44	53	61	77

Best Bowling

D S Lehmann 6-0-28-2

In Front Of Square (Off) Runs 6. Breakdown 1 3 2 0 3 1 4 0 5 0 6 0

Through Mid Off Runs 3.
Breakdown 1 3 2 0 3 0 4 0 5 0 6 0

Through Mid On Runs 7.
Breakdown 1 5 2 1 3 0 4 0 5 0 6 0

In Front Of Square (On) Runs 6. Breakdown 1 4 2 1 3 0 4 0 5 0 6 0

Behind Square (Off)

Runs 6. Breakdown 1 4 2 1 3 0 4 0 5 0 6 0

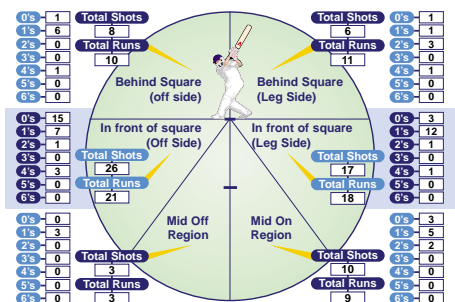
Behind Square (On)

Runs 0. Breakdown 1 0 2 0 3 0 4 0 5 0 6 0

Best Innings

A McGrath

72 off 70 balls in 92 minutes



Man of the Match

Anthony McGrath

Semi Final v Surrey, 4th August at Headingley

First 15 Overs Scoring Breakdown

Overs	1	2	3	4	5	6	7	8	9	10	11	12	13	14	15
Surrey	3	5	6	10	12	12	13	18	22	25	28	29	35	42	44
Yorkshire	5	8	12	16	17	33	37	41	43	52	71	75	93	96	103

Innings Breakdown

Innings	0-10 Overs	11-20 Overs	31-30 Overs	31-40 Overs	41-50 Overs
Surrey Innings	25	31	47	34	36
Yorkshire Innings	52	80	35		

Best Bowling

C White 10-0-35-4

In Front Of Square (Off) Runs 13. Breakdown 1 5 2 0 3 0 4 2 5 0 6 0

Through Mid Off Runs 2.
Breakdown 1 2 2 0 3 0 4 0 5 0 6 0

Through Mid On Runs 0.
Breakdown 1 0 2 0 3 0 4 0 5 0 6 0

In Front Of Square (On) Runs 4. Breakdown 1 2 2 1 3 0 4 0 5 0 6 0

Behind Square (Off)

Runs 13. Breakdown 1 5 2 0 3 0 4 2 5 0 6 0

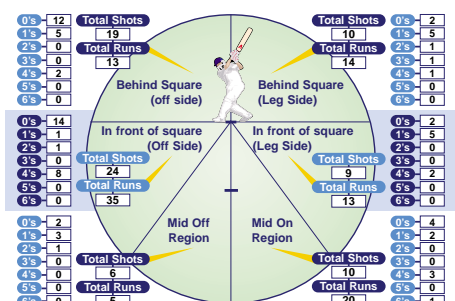
Behind Square (On)

Runs 0. Breakdown 1 0 2 0 3 0 4 0 5 0 6 0

Best Innings

C White

100 off 78 balls in 99 minutes



Man of the Match

Craig White

Somerset v Kent

Final Preview

Umpires: G Sharp & J W Holder. 3rd umpire: K E Palmer.

For C&G Trophy County Records see pages 15 & 16

Record Book — All Somerset's One Day Matches in 2002

Somerset

Highest Score	344-5	v Kent
Lowest Score (completed Innings)	112	v Kent
Best Batting (Individual)	147	K.P.Pietersen Notts
Best Bowling (Individual)	5-20	I.J. Harvey Glos

Opponents

Highest Score	339	Kent
Lowest Score (completed Innings)	118	Cardiff
Best Batting (Individual)	147	K.P.Pietersen Notts
Best Bowling (Individual)	5-20	I.J. Harvey Glos

Somerset Statistics

How they did in 2001 – Winners beat Leicestershire by 41 runs

2002 C&G batting averages

Name	M	I	NO	Runs	HS	Avg
M.E.Trescothick	2	1	0	133	133	133.00
K.A.Parsons	4	4	1	201	121	67.00
P.D.Bowler	4	4	0	220	104	55.00
I.D.Blackwell	4	4	1	156	86	52.00
J.Cox	3	3	0	110	64	36.66
R.J.Turner	4	3	1	68	47	34.00
M.Burns	4	4	0	131	72	32.75
K.P.Dutch	4	3	2	27	13*	27.00
M.J.Wood	3	2	0	25	19	12.50
G.D.Rose	1	1	0	0	0	0.00
M.P.L.Bulbeck	4	2	2	4	4*	-
P.W.Jarvis	1	0	0	0	0	-
R.L.Johnson	2	0	0	0	0	-
P.S.Jones	4	0	0	0	0	-

Career C&G batting averages

Name	M	I	NO	Runs	HS	Avg
P.S.Jones	17	4	3	47	26*	47.00
M.E.Trescothick	17	15	0	688	133	45.86
K.A.Parsons	26	24	8	689	121	43.06
J.Cox	14	14	1	540	114	41.53
K.P.Dutch	18	14	7	255	61*	36.42
R.J.Turner	26	21	8	471	52	36.23
M.Burns	22	22	3	571	84*	30.05
P.D.Bowler	35	35	0	1041	111	29.74
I.D.Blackwell	14	13	2	291	86	26.45
G.D.Rose	26	22	3	372	110	19.57
R.L.Johnson	23	13	3	176	45*	17.60
P.W.Jarvis	29	16	5	177	34*	16.09
M.J.Wood	3	2	0	25	19	12.50
M.P.L.Bulbeck	5	2	2	4	4*	-

2002 One Day batting averages

Name	M	I	NO	Runs	HS	Avg
M.E.Trescothick	5	4	0	200	133	50.00
K.A.Parsons	19	19	3	587	121	36.68
R.J.Turner	18	16	5	355	53*	32.27
M.Burns	19	19	1	557	72	30.94
R.L.Johnson	6	2	1	26	25	26.00
I.D.Blackwell	19	19	1	453	86	25.16
P.D.Bowler	17	17	0	422	104	24.82
J.Cox	13	13	0	275	99	21.15
S.R.G.Francis	11	8	4	76	27	19.00
M.J.Wood	15	13	0	245	61	18.84
K.P.Dutch	19	16	4	220	45	18.33
G.D.Rose	4	4	1	43	20*	14.33
M.P.L.Bulbeck	15	10	3	97	24*	13.85
P.S.Jones	14	8	4	36	10	9.00
P.C.L.Holloway	5	5	0	41	16	8.20
P.D.Trego	4	4	1	23	15*	7.66
A.R.Caddick	4	4	1	20	11	6.66
P.W.Jarvis	2	1	0	0	0	0.00

2002 C&G bowling averages

Name	O	M	R	Wkts	Avg	Best
G.D.Rose	7	1	13	1	13.00	1-13
K.A.Parsons	26	0	135	6	22.50	4-55
P.S.Jones	34.1	1	174	7	24.85	3-47
K.P.Dutch	20	1	82	3	27.33	3-26
J.Cox	7	0	33	1	33.00	1-33
M.Burns	19	0	123	3	41.00	2-53
R.L.Johnson	18	2	89	2	44.50	2-42
M.P.L.Bulbeck	29	1	160	3	53.33	2-16
I.D.Blackwell	36	0	171	2	85.50	1-37
P.W.Jarvis	2	0	25	0	-	-

Career C&G bowling averages

Name	Balls	Run	Wkt	Avg	Best 5wi
M.P.L.Bulbeck	229	178	8	22.25	5-18 1
K.A.Parsons	1100	827	32	25.84	4-43 -
R.L.Johnson	1200	876	33	26.54	5-50 1
G.D.Rose	1408	902	30	30.06	3-11 -
P.S.Jones	848	721	23	31.34	4-25 -
K.P.Dutch	768	525	16	32.81	3-26 -
J.Cox	42	33	1	33.00	1-33 -
P.W.Jarvis	1718	1231	36	34.19	5-55 1
M.E.Trescothick	174	141	4	35.25	2-23 -
M.Burns	300	273	7	39.00	2-30 -
I.D.Blackwell	498	389	8	48.62	2-34 -
P.D.Bowler	36	26	0	-	- -

2002 One Day bowling averages

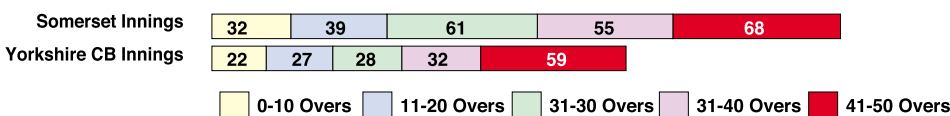
Name	O	M	R	Wkts	Avg	Best
M.Burns	39	0	259	11	23.54	3-22
P.S.Jones	113.5	3	655	27	24.25	4-72
R.L.Johnson	48	4	229	8	28.62	3-41
J.Cox	7	0	33	1	33.00	1-33
M.P.L.Bulbeck	108	2	601	18	33.38	4-36
K.P.Dutch	126.2	3	604	18	33.55	4-30
K.A.Parsons	84	2	419	11	38.09	4-55
P.W.Jarvis	10	0	79	2	39.50	2-54
G.D.Rose	30	2	123	3	41.00	1-13
A.R.Caddick	33	4	164	4	41.00	2-34
S.R.G.Francis	79	3	524	12	43.66	4-60
I.D.Blackwell	111.1	3	571	11	51.90	3-46
P.D.Trego	20	1	147	2	73.50	1-32

Third Round v Yorkshire Cricket Board, 29th May at Scarborough

First 15 Overs Scoring Breakdown

Overs	1	2	3	4	5	6	7	8	9	10	11	12	13	14	15
Somerset	1	2	5	7	11	13	15	21	28	32	40	42	46	48	53
Yorkshire CB	3	7	9	9	10	13	14	16	20	22	24	25	28	29	31

Innings Breakdown



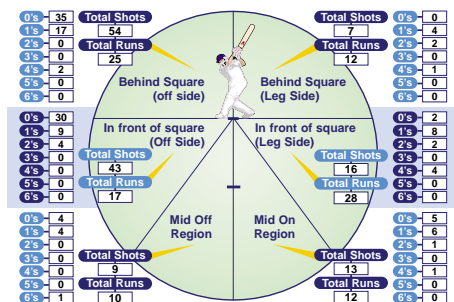
Best Bowling

Region	Runs	Breakdown
In Front Of Square (Off)	7	1 4 2 0 3 1 4 0 5 0 6 0
Through Mid Off	2	1 2 2 0 3 0 4 0 5 0 6 0
Through Mid On	5	1 5 2 0 3 0 4 0 5 0 6 0
In Front Of Square (On)	4	1 4 2 0 3 0 4 0 5 0 6 0
Behind Square (Off)	4	1 0 2 0 3 0 4 1 5 0 6 0
Behind Square (On)	4	1 4 2 0 3 0 4 0 5 0 6 0

Best Innings

P D Bowler

104 off 142 balls in 151 minutes



Man of the Match

RM Pyrah (Yorks CB)

Somerset's route to the Final

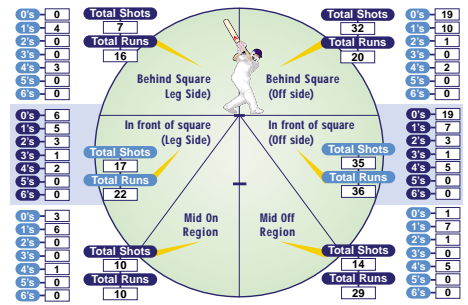
Final Preview

Fourth Round v Hampshire, 19th June at Taunton

Overs	1	2	3	4	5	6	7	8	9	10	11	12	13	14	15
Hampshire	5	9	9	21	23	37	41	45	45	54	55	62	69	71	76
Somerset	0	4	10	16	21	30	38	48	56	61	65	72	81	89	93

Best Innings

M E Trescothick
133 off 115 balls in 154 minutes



Man of the Match **Marcus Trescothick**

Innings Breakdown

Innings	0-10 Overs	11-20 Overs	31-30 Overs	31-40 Overs	41-50 Overs
Hampshire Innings	54	46	47	56	59
Somerset Innings	61	60	44	54	46

Best Bowling

R L Johnson 10-2-42-2

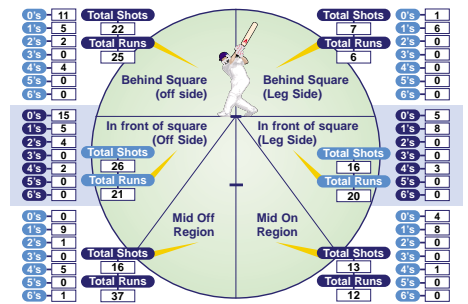
Category	Runs	Breakdown
In Front Of Square (Off)	14	1 6 2 2 3 0 4 1 5 0 6 0
Through Mid Off	4	1 0 2 0 3 0 4 1 5 0 6 0
Through Mid On	1	1 1 2 0 3 0 4 0 5 0 6 0
In Front Of Square (On)	20	1 1 2 2 3 1 4 3 5 0 6 0
Behind Square (Off)	0	1 0 2 0 3 0 4 0 5 0 6 0
Behind Square (On)	2	1 2 2 0 3 0 4 0 5 0 6 0

Quarter Final v Worcestershire, 17th July at Taunton

Overs	1	2	3	4	5	6	7	8	9	10	11	12	13	14	15
Worcestershire	6	14	20	25	37	39	47	53	65	74	87	92	97	107	111
Somerset	10	14	14	16	17	25	29	29	36	44	49	59	73	78	87

Best Innings

K A Parsons
121 off 100 balls in 133 minutes



Man of the Match **Keith Parsons**

Innings Breakdown

Innings	0-10 Overs	11-20 Overs	31-30 Overs	31-40 Overs	41-50 Overs
Worcs Innings	74	68	36	48	45
Somerset Innings	44	75	54	48	52

Best Bowling

P S Jones 8-0-47-3

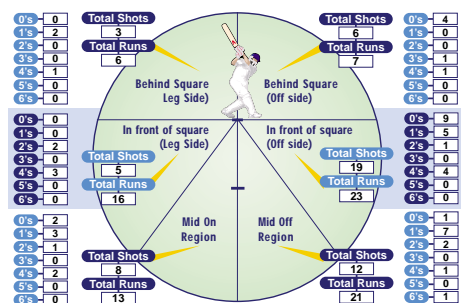
Category	Runs	Breakdown
In Front Of Square (Off)	14	1 0 2 1 3 0 4 3 5 0 6 0
Through Mid Off	1	1 1 2 0 3 0 4 0 5 0 6 0
Through Mid On	2	1 0 2 1 3 0 4 0 5 0 6 0
In Front Of Square (On)	16	1 1 2 0 3 1 4 3 5 0 6 0
Behind Square (Off)	9	1 7 2 1 3 0 4 0 5 0 6 0
Behind Square (On)	5	1 1 2 2 3 0 4 0 5 0 6 0

Semi Final v Kent, 1st August at Taunton

Overs	1	2	3	4	5	6	7	8	9	10	11	12	13	14	15
Somerset	5	6	12	17	18	28	35	36	39	42	51	55	61	68	73
Kent	10	17	19	25	34	40	45	50	57	68	77	91	95	105	112

Best Innings

I D Blackwell
86 off 53 balls in 66 minutes



Man of the Match **Ian Blackwell**

Innings Breakdown

Innings	0-10 Overs	11-20 Overs	31-30 Overs	31-40 Overs	41-50 Overs
Somerset Innings	42	54	54	95	99
Kent Innings	68	78	69	59	65

Best Bowling

K A Parsons 8-0-55-4

Category	Runs	Breakdown
In Front Of Square (Off)	10	1 4 2 1 3 0 4 1 5 0 6 0
Through Mid Off	15	1 3 2 0 3 0 4 3 5 0 6 0
Through Mid On	7	1 3 2 0 3 0 4 1 5 0 6 0
In Front Of Square (On)	8	1 2 2 1 3 0 4 1 5 0 6 0
Behind Square (Off)	10	1 2 2 0 3 0 4 2 5 0 6 0
Behind Square (On)	5	1 1 2 0 3 0 4 1 5 0 6 0



Trophy results & fixtures 2002

Round One Wed 29 Aug 2001 (30th Aug Reserve Day)

- 1 Staffordshire beat Hertfordshire by 161 runsWelwyn Garden City
- 2 Sussex CB beat Essex CB by 6 wktsChelmsford
- 3 Cheshire beat Lancashire CB by 8 wktsChester Boughton Hall
- 4 Bedfordshire beat Derbyshire CB by 185 runsDunstable
- 5 Scotland beat Middlesex CB won 24 runsSouthgate
- 6 Norfolk beat Holland by losing fewer wktsManor Park
- 7 Oxfordshire beat Nottinghamshire CB by 5 wktsChrist Church, Oxford
- 8 Ireland beat Wiltshire by 85 runsSouth Wilts
- 9 Leicestershire CB beat Northamptonshire CB by 7 wktsBarwell
- 10 Warwickshire CB beat Cumberland by 17 runsMillom
- 11 Suffolk beat Denmark 7 wktsCopdock
- 12 Gloucestershire CB beat Huntingdonshire CB by 5 wktsGodmanchester
- 13 Buckinghamshire beat Worcestershire CB by 39 runsDinton
- 14 Lincolnshire beat Berkshire by 86 runsLincoln, Lindum

Teams receiving 1st round byes

Cambridgeshire, Cornwall, Devon, Dorset, Durham CB, Kent CB, Hampshire CB, Herefordshire, Northumberland, Shropshire, Somerset CB, Surrey CB, Wales Minor Counties, Yorkshire CB

Round Two Thurs 13 Sept 2001 (14 Sept Reserve Day)

- 15 Staffordshire beat Northumberland by 7 wktsJesmond
- 16 Wales beat Sussex CB by 3 runsHastings
- 17 Cornwall beat Cheshire by 65 runsToft
- 18 Devon beat Bedfordshire by 3 wktsExmouth
- 19 Scotland beat Dorset by 10 wktsLinlithgow
- 20 Norfolk beat Somerset CB on better run rateManor Park
- 21 Shropshire beat Oxfordshire by 8 runsShifnal
- 22 Ireland beat Hampshire CB by 32 runsWest End
- 23 Kent CB beat Leicestershire CB by 189 runsHinckley
- 24 Warwickshire CB beat Cambridgeshire by 75 runsMarch Town
- 25 Suffolk beat Herefordshire by 103 runsBurySt Edmunds
- 26 Yorkshire CB beat Gloucestershire CB by 4 wktsBristol
- 27 Buckinghamshire beat Durham CB by 21 runsBeaconsfield
- 28 Lincolnshire beat Surrey CB by 94 runsBourne

The Duckworth/Lewis system

All Cheltenham & Gloucester Trophy matches have a reserve day, but if play is lost to the weather the Duckworth Lewis system can be used to reset targets. The system is based on what percentage of its resources (overs and wickets) a team have left.

With 50 overs left and 10 wickets remaining, a team has 100 per cent of its resources left. The table shows the percentage of resources at other stages in the innings.

The procedure for working out targets is as follows:

- 1) For each innings: Use the table to calculate the resource percentage lost by the interruption and therefore calculate the resource percentage still available.
- 2) If team 2 have less resources available than team 1, calculate the ratio of the resources available to both teams. Team 2's revised target is obtained by scaling down team 1's score by this ratio.
- 3) If team 2 have more resources available than team 1, calculate the amount by which team 2's resources exceeds team 1's. Work this out as a percentage of 225 (the average 50-over score in ECB matches and one-day internationals). This gives the extra runs to add to team 1's score to give team 2's target.

WICKETS LOST ▶	0	2	5	7	9
OVERS LEFT					
50	100	83.8	49.5	26.5	7.6
40	90.3	77.6	48.3	26.4	7.6
30	77.1	68.2	45.7	26.2	7.6
25	68.5	61.8	43.4	25.9	7.6
20	58.9	54.0	40.0	25.2	7.6
10	34.1	32.5	27.5	20.6	7.5

Round Three Wed 29 May 2002 (30 May Reserve Day)

- 29 Devon lost to Yorkshire by 143 runsExmouth
- 30 Suffolk lost to Northamptonshire by 1 wicketBury St Edmunds
- 31 Shropshire lost to Gloucestershire by 7 wicketsTelford
- 32 Buckinghamshire lost to Sussex by 125 runsBeaconsfield
- 33 Norfolk lost to Kent by 191 runsManor Park
- 34 Lincolnshire lost to Glamorgan by 6 wicketsSleaford
- 35 Warwickshire CB lost to Leicestershire by 26 runsCoventry & NW
- 36 Ireland lost Nottinghamshire by 8 wicketsClontarf
- 37 Staffordshire lost to Warwickshire by 50 runsStone
- 38 Cornwall lost to Worcestershire by 49 runsSt Austell
- 39 Scotland lost to Surrey by 55 runsGrange
- 40 Yorkshire CB lost to Somerset 87 runsScarborough
- 41 Kent CB lost to Hampshire by 8 wicketsFolkestone
- 42 Wales Minor Counties lost to Durham by 49 runsCardiff
- 43 *Lancashire beat Derbyshire by 10 wicketsOld Trafford
- 44 *Essex beat Middlesex by 5 wicketsChelmsford

Round Four Wed 19 June 2002 (20 June Reserve Days)

- 45 Nottinghamshire lost to Worcestershire by 8 wicketsNottingham
- 46 Kent beat Warwickshire by 128 runsCanterbury
- 47 Somerset beat Hampshire by 6 wicketsTaunton
- 48 Northamptonshire lost to Yorkshire by 49 runsNorthampton
- 49 Essex beat Lancashire by 9 wicketsChelmsford
- 50 Leicestershire lost to Sussex by 6 wicketsLeicester
- 51 Gloucestershire beat Durham by 8 wicketsBristol
- 52 Surrey beat Glamorgan by 9 runsThe AMP Oval

Quarter-Finals Tues/Wed 16/17 July 2002 (17/18 July Reserve Days)

- 53 Essex lost to Yorkshire by losing more wicketsChelmsford
- 54 Kent beat Gloucestershire by 5 wicketsCanterbury
- 55 Somerset beat Worcestershire by 4 wicketsTaunton
- 56 Sussex lost to Surrey by 14 runsHove

1st Semi-Final Sun 4 Aug 2002

- 57 Yorkshire beat Surrey by 10 wicketsHeadingley

2nd Semi-Final Thurs 1 Aug 2002

- 58 Somerset beat Kent by 5 runsTaunton

Final (Lord's) Sat 31 Aug 2002 (1st Sept Reserve Day)

Playing conditions

- One innings per side of up to 50 overs. A maximum of 10 overs per bowler.
- Scheduled hours of play 11am to 6.45pm. Each innings scheduled to last a maximum three hours and 45 minutes. There will normally be two sessions of play of three hours and 30 minutes each, with an interval from 2.30pm to 3.25pm. The interval will be reduced if necessary.
- Two drinks intervals per innings, but these can be cancelled to make up time lost to interruptions.
- The fielding side can be penalised for slow over rates by the addition of runs to the batting side's total.
- For the first 15 overs a minimum of seven fielders plus the bowler and wicket-keeper must be inside the fielding circle as the ball is bowled. For the rest of the innings a minimum of four fielders plus the bowler and wicket-keeper must be inside the circle. The restrictions are lifted earlier when the number of overs is reduced.
- In the event of a tie, the team losing fewer wickets will win. If the sides are still level, the higher score after 15 overs will win.
- In rounds one and two, run rate may be used to set a revised target after a suspension of play. From round three onwards, the Duckworth Lewis system will be used.



LATEST WEATHER

For a detailed weather forecast check out www.paweathercentre.com or teletext page 151

C&G Trophy 2003 – First Round Preview

Oxfordshire v Lancashire CB

OXFORDSHIRE currently lie fourth in the Western Division of the Minor Counties Championship, but have only lost one match out of five so far in a table dominated by unbeaten leaders Devon.

That defeat came last time out for Oxfordshire, who went down by 89 runs to an outstanding Devon side at Banbury. Leading batsman Charles Knightley - he made 33 not out and a fine 91 against Devon - and right-arm fast-medium bowler Keith Arnold - he took three for 49 - will be looking to take their good form into the Cheltenham & Gloucester Trophy.

Lancashire CB, who crashed out to Cheshire in the first round of the 2002 competition, have failed to reach the knockout stages of this season's ECB 38-County Cup, finishing second to deserved group winners Staffordshire.

Lancashire CB won two and lost two of their four group matches to finish second behind the unbeaten group winners, but they will not be overawed by their Minor Counties opponents.

Venue: Banbury CC; 01295 264368.

Contact: Peter O'Neil; 4 Brookside, Thame, Oxfordshire, OX9 3DE

How they did in 2002

Oxfordshire

R1 bt Notts CB by 5 wkts

R2 lost to Shropshire by 8 runs

Lancashire CB

R1 lost to Cheshire by 8 wkts

Umpires: D L Burden & R Wood

Winners are away to **Scotland** in R2

Berkshire v Ireland

Venue: Finchampstead CC; 01189 732890.

Contact: Roy New, 41 Holyrppd Close, Caversham, Reading, RG4 6PZ

How they did in 2002

Berkshire

R1 lost to Lincolnshire by 86 runs

Ireland

R1 bt Wiltshire by 85 runs

R2 bt Hampshire CB by 32 runs

R3 lost to Notts by 8 wkts

BERKSHIRE will be looking to improve on their showing in the 2002 Cheltenham & Gloucester Trophy after they were beaten by 86 runs against Lincolnshire.

They were unbeaten in this season's ECB 38-County Cup but missed out on a place in the quarter-finals after finishing level on points with Northamptonshire CB.

Thomas Hall was their only batsman to reach triple figures in the competition, while Steven Naylor claimed eight wickets.

Ireland enjoyed a good run in the 2002 competition, beginning with a convincing 85-run victory over Wiltshire before beating

Hampshire CB by 32 runs at West End. But they were unable to produce an upset in the third round as they crashed to an eight-wicket defeat against Nottinghamshire. Ireland were put into bat at Castle Avenue and were dismissed for 164, with William McCallan top-scoring on 30. Nottinghamshire had little trouble reaching their target with 12.4 overs to spare.

Umpires: A R Bundy & J Ilott

Winners are at home to **Norfolk** in R2

Worcestershire CB v Dorset

WORCESTERSHIRE CB have shown good one-day form so far this season in the ECB 38-County Cup.

They bowed out in the group stages, but only finished second to eventual finalists Warwickshire CB on net run-rate, with batsmen Gurdeep Kandola and Nathan Round both averaging over 100 in their games.

Worcestershire disappointed in the 2002 Cheltenham & Gloucester Trophy, going out in the first round to Buckinghamshire after a 39-run defeat.

Dorset are enduring a torrid time in the Minor

Counties Championship, lying second-bottom of the Western Division after five winless games.

And they will be hoping for an improvement in the 2003 Cheltenham & Gloucester competition after slumping to a heavy 10-wicket defeat to Scotland in the second round.

Wicketkeeper Chris Park was the only batsman to make an impression, scoring 35, but only two others made it into double figures as they were dismissed for just 101.

Venue: Kidderminster CC; 01562 824175.

Contact: County Ground, New Road, Worcester, WR2 4QQ

How they did in 2002

Worcestershire CB

R1 lost to Buckinghamshire by 39 runs

Dorset

R1 bye

R2 lost to Scotland by 10 wkts

Umpires: W Morgan & M A Johnson

Winners are at home to **Sussex CB** in R2

C&G Trophy 2003 – First Round Preview

Leicestershire CB v Denmark

DENMARK'S Cheltenham & Gloucester Trophy adventure was ended by Suffolk in the first round of the 2002 competition, so they have had 12 months to prepare for another campaign.

They start with a tough encounter against Leicestershire CB and will have to learn from the mistakes of last year if they are to progress.

The Danes won the toss but they failed to take advantage and were dismissed for just 112. Pakistan-born Aftab Ahmed top-scored with 27 as the visitors failed to put any meaningful partnerships together.

Denmark's bowlers could not topple Suffolk's top-order and an unbeaten 44 from Andrew Brown helped steer the hosts home.

Leicestershire CB will fancy their chances despite losing in the second round to rivals Kent CB at Leicester Road.

They opened with a seven-wicket success over Northamptonshire CB, Neil Pullen (88) helping them reach the victory target of 213 runs.

However, Kent then proved too strong and secured an emphatic 189-run win after dismissing Leicestershire for just 91 in the 27th over.

Venue: Ratcliffe College; 01509 817000.

Contact: Soren Nissen, Idraettens Hus, 2605 Brondby, Denmark"

How they did in 2002

Leicestershire CB

R1 bt Northamptonshire by 7 wkts

R2 lost to Kent CB by 189 runs

Denmark

R1 lost to Suffolk by 7 wkts

Umpires: PD Clubb & C G Pocock

Winners are away to **Kent CB** in R2

Cornwall v Somerset CB

Venue: Cambourne; 01209 715478.

Contact: Mrs A M George, The Logan Rock, Treen, St Levan, Penzance, Cornwall, TR19 6LG

How they did in 2002

Cornwall

R1 bye

R2 bt Cheshire by 65 runs

R3 lost to Worcestershire by 49 runs

Somerset CB

R1 bye

R2 lost to Norfolk by lower run rate

CORNWALL'S involvement in the 2002 Cheltenham & Gloucester Trophy came to a disappointing end in the third round against Worcestershire, but they will be determined to go further in the 2003 tournament.

Cornwall produced a professional performance to end the hopes of Cheshire in the second round, Benjamin Price (74) starring with the bat before James Hands (three for 25) did the damage with the ball to set up a 65-run success.

However, in a game reduced to 30 overs against the New Road club, Cornwall were skittled out for just 76 in reply to Worcestershire's small total of 125.

They have struggled in the ECB 38-County Cup this season with three defeats in four games, but their performances in the Minor Counties Championship Western Division - they currently lie third - should give them confidence.

Somerset CB were not able to complete their innings as they crashed out of the 2002 competition in the second round against Norfolk.

After the hosts were dismissed for 173 in the 49th over, Somerset had moved on to 61 for two when the game was halted after 22 overs - giving Norfolk the win courtesy of a faster run-rate.

Umpires: G P Randall-Johnson & G Ripley

Winners are away to **Wales** in R2

Middlesex CB v Derbyshire CB

MIDDLESEX CB can only improve on their showing in the 2002 Cheltenham & Gloucester Trophy when they crashed out at the first hurdle against Scotland.

The Scots won the toss and made a highly-competitive 245 in their innings, opener Neil MacRae leading the way with a well-constructed 83. Kirk Powell was the pick of the home bowlers with three wickets for 49 from nine overs.

Middlesex made a fight of it and number three Stephen Price hit a wonderful 85 before he became the sixth wicket to fall with the score on 181.

Unfortunately the last four wickets fell cheaply as Middlesex were dismissed for 221 - 24 runs short.

Derbyshire CB, like their opponents, finished bottom of their group in the ECB 38-County Cup and will need to lift themselves for the tie.

They failed to get past the first round of the 2002 competition with a comprehensive 185-run defeat to Bedfordshire at Lancot Park.

Venue: Southgate; 0208 8868381.

Contact: Lord's Cricket Ground, London, NW8 8QN

How they did in 2002

Middlesex CB

R1 lost to Scotland by 24 runs

Derbyshire CB

R1 bye

R2 lost to Bedfordshire by 185 runs

Umpires: J G Reed & R M Sutton MBE

Winners are at home to **Cambridgeshire** in R2

C&G Trophy 2003 – First Round Preview

Warwickshire CB v Herefordshire

WARWICKSHIRE CB will be hoping to carry their impressive form in the ECB 38-County Cup into their Cheltenham & Gloucester Trophy clash with Herefordshire. A comprehensive 51-run defeat of Staffordshire in the semi-final on August 15 saw them advance to the final where Devon lie between them and the trophy. Warwickshire came close to defeating first-class county Leicestershire in the 2002 competition, narrowly losing out by 26 runs in their third round game having beaten Cumberland and Cambridgeshire to get that far.

Herefordshire will provide a stern test. They currently lie second in the Western Division of the Minor Counties Championship, with four wins and a draw from their five games. They bowed out in the second round of the 2002 competition, losing to Suffolk by 103 runs. Chris Boroughs hit an unbeaten 59 but it was not enough to rescue the visitors.

Venue: Cov & N.Warwicks CC.

Contact: The County Ground, Edgbaston, Birmingham, B5 7QU

How they did in 2002

Warwickshire CB

R1 bt Cumberland by 17 runs

R2 bt Cambridgeshire by 75 runs

Herefordshire

R1 bye

R2 lost to Suffolk by 103 runs

Umpires: W E Smith & J Wilkinson

Winners are away to **Durham CB** in R2

Gloucestershire CB v Surrey CB

Venue: Bristol CC; 01179 108000.

Contact: The Royal & SunAlliance County Ground, Nevil Road, Bristol, BS7 9EJ

How they did in 2002

Gloucestershire

R1 bt Huntingdonshire CB by 5 wkts

R2 lost to Yorkshire CB by 4 wkts

Surrey CB

R1 bye

R2 lost to Lincolnshire by 94 runs

GLoucestershire will be hoping to reproduce the form of 12 months ago when they eased into the second round of the 2002 Cheltenham & Gloucester Trophy with a five-wicket victory over Huntingdonshire. Having restricted the hosts to 180 for eight after 50 overs - off-spinner James Rendell picking up three wickets for 36 - they reached the victory target in the 43rd over. Neil Stovold hit a majestic 75 to put them in sight of victory and Richard Howell saw them home with an unbeaten 20. Gloucestershire then slipped to a four-wicket defeat in the second round against Yorkshire,

who secured victory in a thrilling final over. However, their one-day form in this season's ECB 38-County Cup has been woeful with four successive defeats.

Surrey, who have registered just one win in the ECB 38-County Cup, began and ended their 2002 competition in the second round as they were soundly beaten by Lincolnshire at Abbey Lawn.

Lincolnshire posted a respectable 244 for nine before dismissing the visitors for 150 after 31 overs. Scott Newman (49) and Andrew Hollingsworth (27) were the only batsmen to find their feet.

Umpires: S W Kuhlmann & M P Moran

Winners are away to **Essex CB** in R2

Buckinghamshire v Suffolk

Buckinghamshire and Suffolk both reached the third round of the 2002 Cheltenham & Gloucester Trophy but one will suffer an early exit this time.

Buckinghamshire began with a 39-run defeat of Worcestershire CB at Dinton and followed it up with a 21-run success against Durham CB, with Paul Atkins hitting a half-century. But they never looked likely causing a shock in round three as they stuttered to 143 for seven in reply to Sussex's 268 for six. Suffolk went agonisingly close to a place in the fourth round after they were edged out by one run against Northamptonshire.

Kevin Shaw hit an unbeaten 34 to help Suffolk reach 128 for nine from their 50 overs, and South Africa international Andrew Hall then grabbed four wickets but it was not quite enough as Northamptonshire scraped through.

Suffolk had already beaten Denmark and Herefordshire and will be keen to test themselves against a first-class county again.

Venue: Dinton CC; 01296 747254.

Contact: Kevin Beamont, 49 Amersham Road, Little Chalfont, Bucks, Hp6 6SW

How they did in 2002

Buckinghamshire

R1 bt Worcestershire CB by 39 runs

R2 bt Durham by 21 runs

R3 lost to Sussex by 125 runs

Suffolk

R1 bt Denmark by 7 wkts

R2 bt Herefordshire by 103 runs

R3 lost to Northamptonshire by 1 wkt

Umpires: K Coburn & T G Wilson

Winners are at home to **Shropshire** in R2

C&G Trophy 2003 – First Round Preview

Hampshire CB v Wiltshire

IRELAND are probably the best side to assess Hampshire CB and Wiltshire's chances in the 2003 Cheltenham & Gloucester Trophy after defeating both of them 12 months ago. Wiltshire never looked like threatening Ireland's total of 247 in the first round, and a defiant 34 from Stephen Perrin could not prevent them being dismissed for 162. However, their one-day form has been encouraging this season with three wins out of four in the ECB 38-County Cup competition, whereas Hampshire CB have managed only two victories.

The south coast cricket board faced Ireland in the second round and the spectators at the Rose Bowl were treated to an entertaining encounter. The visitors made a competitive 241 for seven after 50 overs, Andre Botha top-scoring with 75. After overcoming an indifferent start, Hampshire opener Richard Kenway (47) and Richard Hindley (38) kept them in the game before Ireland wrapped up a 32-run win by dismissing the hosts for 209.

Venue: Hursley Park;

Contact: The Hampshire Rose Bowl, Botley Road, West End, Southampton, SO30 3XH

How they did in 2002
Hampshire CB

R1 by

R2 lost to Ireland by 32 runs

Wiltshire

R1 lost to Ireland by 85 runs

Umpires: S F Bishopp & N L Bainton

Winners are at home to **Staffordshire** in R2

Bedfordshire v Hertfordshire

Venue: Luton Town; 01582 727855.

Contact: Barry Robinson, 45 Sherbourne Avenue, Luton, Beds, LU2 7BD

How they did in 2002

Bedfordshire

R1 bt Derbyshire CB by 185 runs

R2 lost to Devon by 3 wkts

Hertfordshire

R1 lost to Staffordshire by 161 runs

BEDFORDSHIRE will be looking to continue the form that has seen them challenging for the Eastern Division title in the Minor Counties Championship. They reached the second round of the 2002 Cheltenham & Gloucester competition but were denied a plum tie against eventual finalists Yorkshire when they suffered a three-wicket defeat at the hands of Devon. Former Northamptonshire all-rounder Andrew Roberts was the top performer for Bedfordshire on that occasion after following up his half-century with four for 26, and he already has a half-century to his name this season.

Hertfordshire failed to win any of their games in this season's ECB 38-County Cup and finished bottom of the group, although wicketkeeper Stephen Lowe has been in good form with the bat and made 67 in the narrow one-wicket defeat by Cambridgeshire last month. Hertfordshire fell at the first hurdle 12 months ago when they were thrashed by 161 runs against Staffordshire.

Umpires: C T Puckett & A P Price

Winners are at home to **Holland** in R2

Cumberland v Nottinghamshire CB

CUMBERLAND will be aiming to register a confidence-boosting win against a cricket board side after losing out to Warwickshire CB in the first round of the 2002 Cheltenham & Gloucester Trophy. The side from the midlands batted first and a superb 115 from Jamie Troughton helped them finish on 212 after 50 overs. Pacesman David Pennett (three for 35) was the pick of Cumberland's bowling attack. Former Yorkshire star Ashley Metcalfe and Steven O'Shaughnessy both registered half-centuries but Cumberland still finished 17 runs adrift.

They will be looking for a lift after failing to register a win in the ECB 38-County Cup this term. Nottinghamshire CB also fell at the first hurdle so they will be looking to book their place in the second round. They batted first against Oxfordshire and made 248, Chris Tolley (78) and South Africa-born Murray Creed (77) setting the tone for their innings at Christ Church College. However, a sparkling unbeaten 126 from Craig Haupt helped the hosts ease to a five-wicket success.

Venue: Keswick.

Contact: Ken Ion, 47 Beech Grove, Stanwix, Carlisle, Cumbria, CA3 9BG

How they did in 2002

Cumberland

R1 lost to Warwickshire by 17 runs

Nottinghamshire CB

R1 lost to Oxfordshire by 5 wkts

Umpires: C L McNamee & K S Shenton

Winners are away to **Devon** in R2

C&G Trophy 2003 – First Round Preview

Cheshire v Huntingdonshire CB

CHESHIRE did not do themselves justice in their second round defeat to Cornwall in the 2002 Cheltenham & Gloucester Trophy and will be hoping to get off to flyer against Huntingdonshire.

Cheshire, who were unable to qualify for the quarter-finals of the ECB 38-County Cup this season, began with an impressive eight-wicket success over Lancashire CB at Broughton Hall, Jason Whittaker (three for 18) doing the damage with the ball as the visitors were dismissed for 128.

An unbeaten 54 from Richard Hignett helped them ease to victory, but they were unable to

reproduce that performance against Cornwall who won by 65 runs.

Huntingdonshire lost in the first round against Gloucestershire CB 12 months ago, and their one-day form has been disappointing this season with just one victory in the ECB 38-County Cup. Former Northamptonshire and Durham batsman Wayne Larkins top-scored with 50 in their five-wicket defeat to the cricket board side, but a total of 180 was never going to be enough. Lee Peacock picked up two wickets but their opponents secured victory with 7.9 overs remaining.

Venue: Toft CC; 01565 632734.

Contact: John Pickup, 36 Lanswood Park, Hartford, Northwich, Cheshire CW8 1NF

How they did in 2002

Cheshire

R1 bt Lancashire by 8 wkts

R2 lost to Cornwall by 65 runs

Huntingdonshire CB

R1 lost to Gloucestershire CB by 5 wkts

Umpires: H Evans & D G Tate

Winners are at home to **Lincolnshire** in R2

Northamptonshire CB v Yorkshire CB

Venue: Northampton CC; 01604 514455.

Contact: County Cricket Ground, Wantage Road, Northampton, NN1 4TJ

How they did in 2002

Northamptonshire CB

R1 lost to Leicestershire by 7 wkts

Yorkshire CB

R1 bye

R2 bt Gloucestershire CB by 4 wkts

R3 lost to Somerset by 87 runs

Northamptonshire CB will be looking to bounce back in the 2003 Cheltenham & Gloucester Trophy following the disappointment of a comprehensive defeat to Devon in the quarter-finals of the ECB 38-County Cup.

Northants did not lose a game this season in the group stages of the competition, winning three and drawing one of their four matches to finish top of Group Four and so qualify for the knockout stages.

But a 121-run defeat to Devon at Bovey Tracey sent them crashing out. Northants were made to chase Devon's 263 for four

after 50 overs, but were dismissed for 142 with nearly 10 overs to spare in reply. Yorkshire CB have had a mixed season in the ECB 38-County Cup and did not qualify for the knockout stages.

They finished third in Group Eight behind Durham and Northumberland having won one, drawn one and lost two of their matches.

In the 2002 competition Yorkshire CB enjoyed a fine run through to the third round when they were beaten by eventual finalists Somerset at Scarborough.

Umpires: R G Eagleton & J M Tythcott

Winners are away to **Northumberland** in R2

Competition Records 1963-2002

Highest totals

Total	Teams	Venue	Year
438 for 5	Surrey v Glamorgan	The Oval	2002
429	Glamorgan v Surrey	The Oval	2002
413 for 4	Somerset v Devon	Torquay	1990
406 for 5	Leicestershire v Berkshire	Leicester	1996
404 for 3	Worcestershire v Devon	Worcester	1987
392 for 5	Warwickshire v Oxfordshire	Birmingham	1984
386 for 5	Essex v Wiltshire	Chelmsford	1988
384 for 6	Kent v Berkshire	Finchampstead	1994
384 for 9	Sussex v Ireland	Belfast	1996
381 for 3	Lancashire v Hertfordshire	Radlett	1999
373 for 7	Glamorgan v Bedfordshire	Cardiff	1998
372 for 5	Lancashire v Gloucestershire	Manchester	1990
371 for 4	Hampshire v Glamorgan	Southampton	1975
367 for 3	Bedfordshire v Derbyshire CB	Dunstable	2001
367 for 5	Somerset v Herefordshire	Taunton	1997
365 for 3	Derbyshire v Cornwall	Derby	1986

Highest total by a minor county

Total	Teams	Venue	Year
367 for 3	Bedfordshire v Derbyshire CB	Dunstable	2001
323 for 7	Hertfordshire v Leicestershire (R)	Radlett	1999

Highest scores (Individual)

Player	Runs	Teams	Venue	Year
A.D.Brown	268	Surrey v Glamorgan	The Oval	2002
A.I.Kallicharran	206	Warwickshire v Oxfordshire	Birmingham	1984
V.J.Wells	201	Leicestershire v Berkshire	Leicester	1996
T.M.Moody	180*	Worcestershire v Surrey	The Oval	1994
J.M.Dakin	179	Leicestershire v Wales	Swansea	2001
C.G.Greenidge	177	Hampshire v Glamorgan	Southampton	1975
A.J.Wright	177	Gloucestershire v Scotland	Bristol	1997
D.R.Clarke	176*	Bedfordshire v Derbyshire CB	Dunstable	2001
G.A.Hick	172*	Worcestershire v Devon	Worcester	1987
V.P.Terry	165*	Hampshire v Berkshire	Southampton	1985
C.J.Tavare	162*	Somerset v Devon	Torquay	1990
I.V.A.Richards	162*	Glamorgan v Oxfordshire	Swansea	1993
C.L.Smith	159	Hampshire v Cheshire	Chester	1989
R.K.Rao	158	Sussex v Derbyshire	Derby	1997

Highest partnerships for each wicket (*denotes unbroken partnership)

Wkt	Runs	Batsmen	Teams	Year
1	311	A.J.Wright & N.J.Trainor	Gloucestershire v Scotland	1997
2	286	I.S.Anderson & A.Hill	Derbyshire v Cornwall	1986
3	309*	T.S.Curtis & T.M.Moody	Worcestershire v Surrey	1994
4	234*	D.Lloyd & C.H.Lloyd	Lancashire v Gloucestershire	1978
5	166	M.A.Lynch & G.R.J.Roope	Surrey v Durham	1982
6	226	N.J.Llong & M.V.Fleming	Kent v Cheshire	1999
7	160*	C.J.Richards & I.R.Payne	Surrey v Lincolnshire	1983
8	112	A.L.Penberthy & J.E.Emburey	Northamptonshire v Lancashire	1996
9	87	M.A.Nash & A.E.Cordle	Glamorgan v Lincs	1974
10	81	S.Turner & R.E.East	Essex v Yorkshire	1982

Highest total batting second

To Lose			
Total	Teams	Venue	Year
429	Glamorgan v Surrey	The Oval	2002
To Win			
Total	Teams	Venue	Year
329 for 5	Sussex v Derbyshire	Derby	1997

Lowest totals

Total	Teams	Venue	Year
39	Ireland v Sussex	Hove	1994
41	Cambridgeshire v Buckinghamshire	Cambridge	1972
41	Middlesex v Essex	Westcliff	1972
41	Shropshire v Essex	Wellington	1974

Largest victories

Total	Teams	Venue	Year
346 runs	Somerset beat Devon	Torquay	1990
304 runs	Sussex beat Ireland	Belfast	1996
299 runs	Worcestershire beat Devon	Worcester	1987
291 runs	Essex beat Wiltshire	Chelmsford	1988

Most hundreds (Individual)

Total	Player	Team	Career span
8	R.A.Smith	Hampshire	1985-2002

Fastest hundred (Individual)

Balls	Player	Teams	Venue	Year
36	G.D.Rose	Somerset v Devon	Torquay	1990

Most runs in a career (Individual)

Total	Player	Team	Career span
2547 (av 48.98)	G.A.Gooch	Essex	1973-1996

Most wickets in a career (Individual)

Total	Player	Team(s)	Career span
88 wkts (av 14.35)	A.A.Donald	Warks & Worcs	1987-2002
81 wkts (av 14.85)	G.G.Arnold	Surrey & Sussex	1963-1980

Most dismissals in a career (Individual)

Dismissals	Player	Team	Career span
94 (79 ct, 15 st)	R.C.Russell	Gloucestershire	1981-2002
66 (58 ct, 8 st)	R.W.Taylor	Derbyshire	1963-1984

Most catches in a career (Individual)

Catches	Player	Team	Career span
28	W.Larkins	Various	1976-2002

CONTACTS

THE PRESS ASSOCIATION

CHELTHENHAM & GLOUCESTER

Competition Records 1963-2002

Best Bowling (Individual)

Player	Figs	Teams	Venue	Year
M.A.Holding	8-21	Derbyshire v Sussex	Hove	1988
D.L.Underwood	8-31	Kent v Scotland	Edinburgh	1987
A.L.Dixon	7-15	Kent v Surrey	The Oval	1967
R.P.Lefebvre	7-15	Somerset v Devon	Torquay	1990
N.V.Radford	7-19	Worcestershire v Bedfordshire	Bedford	1991
D.Gough	7-27	Yorkshire v Ireland	Headingley	1997
P.J.Sainsbury	7-30	Hampshire v Norfolk	Southampton	1965
S.P.Davis	7-32	Durham v Lancashire	Chester-le-Street	1983
R.D.Jackman	7-33	Surrey v Yorkshire	Harrogate	1970
D.E.Malcolm	7-35	Derbyshire v Northamptonshire	Derby	1997
N.A.Mallender	7-37	Northamptonshire v Worcestershire	Northampton	1984
R.J.Minter	6-8	Kent CB v Leics CB	Hinckley	2002
A.I.C.Dodemaide	6-9	Sussex v Ireland	Downpatrick	1990

Most Economical Analysis (Individual - 12 Overs)

O	M	R	W	Player	Teams	Venue	Year
12	9	3	1	J.Simmons	Lancashire v Suffolk	Bury St Edmunds	1985

Most Expensive Analysis (Individual - 12 Overs)

O	M	R	W	Player	Teams	Venue	Year
9	0	108	3	S.D.Thomas	Glamorgan v Surrey	The Oval	2002

Most Dismissals in an Innings (Individual)

Dismissals	Player	Teams	Venue	Year
8 (8 ct)	D.J.Piper	Worcestershire v Herefordshire	Hertford	2001
7 (7 ct)	A.J.Stewart	Surrey v Glamorgan	Swansea	1994
6 (5 ct, 1 st)	R.W.Taylor	Derbyshire v Essex	Derby	1981
6 (4 ct, 2 st)	T.Davies	Glamorgan v Staffordshire	Stone	1986
6 (5 ct, 1 st)	K.R.Brown	Middlesex v Wales	Northop Hall	1994

Most Catches in an Innings (Individual)

Cts	Player	Teams	Venue	Year
4	A.S.Brown	Gloucestershire v Middlesex	Bristol	1963
4	G.Cook	Northamptonshire v Glamorgan	Northampton	1972
4	C.G.Greenidge	Hampshire v Cheshire	Southampton	1981
4	D.C.Jackson	Durham v Northamptonshire	Darlington	1984
4	T.S.Smith	Hertfordshire v Somerset	St Albans	1984
4	H.Morris	Glamorgan v Scotland	Edinburgh	1988
4	C.C.Lewis	Nottinghamshire v Worcs	Nottingham	1992
4	G.Yates	Lancashire v Essex	Old Trafford	2000
4	D.P.Fulton	Kent v Northamptonshire	Canterbury	2001

Hat-tricks (Individual) in chronological order

Player	Teams	Venue	Year
D.A.D.Sydenham	Surrey v Cheshire	Hoylake	1964
R.N.S.Hobbs	Essex v Middlesex	Lord's	1968
N.M.McVicker	Warwickshire v Lincolnshire	Birmingham	1971
G.S.le Roux	Sussex v Ireland	Hove	1985
M.Jean-Jacques	Derbyshire v Nottinghamshire	Derby	1987
J.F.M.O'Brien	Cheshire v Derbyshire	Chester	1988
R.A.Pick	Nottinghamshire v Scotland	Trent Bridge	1995
J.E.Emburey	Northamptonshire v Cheshire	Northampton	1996
A.R.Caddick	Somerset v Gloucestershire	Taunton	1996
D.Gough	Yorkshire v Ireland	Headingley	1997
P.J.Swanepole	Somerset v Yorkshire CB	Scarborough	2002
B.V.Taylor	Sussex v Leicestershire	Leicester	2002

Previous Finals

1963	Sussex	bt	Worcestershire	by 14 runs
1964	Sussex	bt	Warwickshire	by eight wickets
1965	Yorkshire	bt	Surrey	by 175 runs
1966	Warwickshire	bt	Worcestershire	by five wickets
1967	Kent	bt	Somerset	by 32 runs
1968	Warwickshire	bt	Sussex	by four wickets
1969	Yorkshire	bt	Derbyshire	by 69 runs
1970	Lancashire	bt	Sussex	by six wickets
1971	Lancashire	bt	Kent	by 24 runs
1972	Lancashire	bt	Warwickshire	by four wickets
1973	Gloucestershire	bt	Sussex	by 40 runs
1974	Kent	bt	Lancashire	by four wickets
1975	Lancashire	bt	Middlesex	by seven wickets
1976	Northamptonshire	bt	Lancashire	by four wickets
1977	Middlesex	bt	Glamorgan	by five wickets
1978	Sussex	bt	Somerset	by five wickets
1979	Somerset	bt	Northamptonshire	by 45 runs
1980	Middlesex	bt	Surrey	by seven wickets
1981	Derbyshire	bt	Northamptonshire	by losing fewer wickets
1982	Surrey	bt	Warwickshire	by nine wickets
1983	Somerset	bt	Kent	by 24 runs
1984	Middlesex	bt	Kent	by four wickets
1985	Essex	bt	Nottinghamshire	by one run
1986	Sussex	bt	Lancashire	by seven wickets
1987	Nottinghamshire	bt	Northamptonshire	by three wickets
1988	Middlesex	bt	Worcestershire	by three wickets
1989	Warwickshire	bt	Middlesex	by four wickets
1990	Lancashire	bt	Northamptonshire	by seven wickets
1991	Hampshire	bt	Surrey	by four wickets
1992	Northamptonshire	bt	Leicestershire	by eight wickets
1993	Warwickshire	bt	Sussex	by five wickets
1994	Worcestershire	bt	Warwickshire	by eight wickets
1995	Warwickshire	bt	Northants	by four wickets
1996	Lancashire	bt	Essex	by 129 runs
1997	Essex	bt	Warwickshire	by nine wickets
1998	Lancashire	bt	Derbyshire	by nine wickets
1999	Gloucestershire	bt	Somerset	by 50 runs
2000	Gloucestershire	bt	Warwickshire	by 22 runs (D/L)
2001	Somerset	bt	Leicestershire	by 41 runs

CONTACTS

C&G Cheltenham & Gloucester
TROPHY

THE PRESS ASSOCIATION

Phil Ascough. Tel 01430 45673.
Fax 0870 124 0815.
E-mail phil.ascough@pa.press.net

CHELTHENHAM & GLOUCESTER

For cricket/media enquiries contact
Cheltenham & Gloucester. C&G press office.
Tel 01452 373670. Fax 01452 373674.
E-mail cgpressoffice@cgpressoffice.demon.co.uk

Individual Teams Records 1963-2002

Derbyshire

Highest Total	365-3	v Cornwall	1986
Highest Total Batting Second	287-9	v Lancashire	1996
Lowest Total (completed Innings)	79	v Surrey	1967
Highest Score (Individual)	173*	M.J.Di Venuto v Derbyshire CB	2000
Best Bowling (Individual)	8-21	M.A.Holding v Sussex	1988
Most Runs in a career (Individual)	1426	K.J.Barnett	44 matches
Most Wickets in a career (Individual)	42	D.G.Cork	21 matches
Most Dismissals in a career (Individual)	66	R.W.Taylor	39 matches
Most catches in a career (Individual)	17	K.J.Barnett	44 matches

Glamorgan

Highest Total	429	v Surrey	2002
Highest Total Batting Second	304-8	v Hampshire	1997
Lowest Total (completed Innings)	76	v Northants	1968
Highest Score (Individual)	162*	I.V.A.Richards v Oxfordshire	1993
Best Bowling (Individual)	5-13	R.J.Shastri v Scotland	1988
Most Runs in a career (Individual)	1690	M.P.Maynard	45 matches
Most Wickets in a career (Individual)	45	S.L.Watkin	36 matches
Most Dismissals in a career (Individual)	29	C.P.Metson	28 matches
Most catches in a career (Individual)	23	M.P.Maynard	45 matches

Kent

Highest Total	384-6	v Berkshire	1994
Highest Total Batting Second	296-4	v Surrey	1985
Lowest Total (completed Innings)	60	v Somerset	1979
Highest Score (Individual)	136*	C.L.Hooper v Berkshire	1994
Best Bowling (Individual)	8-31	D.L.Underwood v Scotland	1987
Most Runs in a career (Individual)	1247	B.W.Luckhurst	28 matches
Most Wickets in a career (Individual)	77	D.L.Underwood	57 matches
Most Dismissals in a career (Individual)	65	A.P.E.Knott	46 matches
Most catches in a career (Individual)	21	D.L.Underwood	57 matches

Durham

Highest Total	326-4	v Herefordshire	1995
Highest Total Batting Second	305-9	v Glamorgan	1991
Lowest Total (completed Innings)	82	v Worcestershire	1968
Highest Score (Individual)	125	S.Hutton v Herefordshire	1995
Best Bowling (Individual)	7-32	S.P.Davis v Lancashire	1983
Most Runs in a career (Individual)	392	S.Greenwood	20 matches
Most Wickets in a career (Individual)	20	P.J.Kippax	9 matches
Most Dismissals in a career (Individual)	17	A.R.Fothergill	10 matches
Most catches in a career (Individual)	7	S.R.Atkinson	12 matches

Gloucestershire

Highest Total	351-2	v Scotland	1997
Highest Total Batting Second	306-6	v Leicestershire	1983
Lowest Total (completed Innings)	82	v Notts	1987
Highest Score (Individual)	177	A.J.Wright v Scotland	1977
Best Bowling (Individual)	6-21	C.A.Walsh v Kent	1990
Most Runs in a career (Individual)	1293	A.J.Wright	32 matches
Most Wickets in a career (Individual)	48	D.A.Graveney	38 matches
Most Dismissals in a career (Individual)	94	R.C.Russell	56 matches
Most catches in a career (Individual)	19	C.W.J.Athey	24 matches

Lancashire

Highest Total	381-3	v Hertfordshire	1999
Highest Total Batting Second	299-5	v Middlesex	1990
Lowest Total (completed Innings)	59	v Worcestershire	1963
Highest Score (Individual)	135*	A.Flintoff v Surrey	2000
Best Bowling (Individual)	6-18	G.Chapple v Essex	1996
Most Runs in a career (Individual)	1920	C.H.Lloyd	42 matches
Most Wickets in a career (Individual)	79	J.Simmons	57 matches
Most Dismissals in a career (Individual)	56	W.K.Hegg	43 matches
Most catches in a career (Individual)	27	J.Simmons	57 matches

Essex

Highest Total	386-5	v Wiltshire	1988
Highest Total Batting Second	319-9	v Lancashire	1992
Lowest Total (completed Innings)	57	v Lancashire	1996
Highest Score (Individual)	144	G.A.Gooch v Hampshire	1990
Best Bowling (Individual)	5-8	J.K.Lever v Middlesex	1972
Most Runs in a career (Individual)	2547 (av 48.98)	G.A.Gooch	57 matches
Most Wickets in a career (Individual)	70	J.K.Lever	44 matches
Most Dismissals in a career (Individual)	32	D.E.East	21 matches
Most catches in a career (Individual)	26	G.A.Gooch	57 matches

Hampshire

Highest Total	371-4	v Glamorgan	1975
Highest Total Batting Second	326-9	v Leicestershire	1987
Lowest Total (completed Innings)	98	v Lancashire	1975
Highest Score (Individual)	177	C.G.Greenidge v Glamorgan	1975
Best Bowling (Individual)	7-30	P.J.Sainsbury v Norfolk	1965
Most Runs in a career (Individual)	2364	R.A.Smith	47 matches
Most Wickets in a career (Individual)	80	C.A.Connor	38 matches
Most Dismissals in a career (Individual)	49	R.J.Parks	33 matches
Most catches in a career (Individual)	22	R.A.Smith	47 matches

Leicestershire

Highest Total	406-5	v Berkshire	1996
Highest Total Batting Second	295-6	v Derbyshire	1998
Lowest Total (completed Innings)	56	v Northants	1964
Highest Score (Individual)	201	V.J.Wells v Berkshire	1996
Best Bowling (Individual)	6-20	K.Higgs v Staffordshire	1975
Most Runs in a career (Individual)	1516	D.I.Gower	34 matches
Most Wickets in a career (Individual)	35	A.D.Mullally	20 matches
Most Dismissals in a career (Individual)	33	P.A.Nixon	22 matches
Most catches in a career (Individual)	12	B.F.Smith	22 matches

Individual Teams Records 1963-2002

Middlesex

Highest Total	304-7	v Surrey	1995
Highest Total Batting Second	291-5	v Surrey	1990
Lowest Total (completed Innings)	41	v Essex	1972
Highest Score (Individual)	158	G.D.Barlow v Lancashire	1984
Best Bowling (Individual)	6-15	W.W.Daniel v Sussex	1980
Most Runs in a career (Individual)	2148	M.W.Gatting	67 matches
Most Wickets in a career (Individual)	70	W.W.Daniel	34 matches
Most Dismissals in a career (Individual)	54	P.R.Downton	35 matches
Most catches in a career (Individual)	26	M.W.Gatting	67 matches

Somerset

Highest Total	413-4	v Devon	1990
Highest Total Batting Second	339-9	v Warwickshire	1995
Lowest Total (completed Innings)	58	v Middlesex	2000
Highest Score (Individual)	162*	C.J.Tavare v Devon	1990
Best Bowling (Individual)	7-15	R.P.Lefebvre v Devon	1990
Most Runs in a career (Individual)	1209	I.V.A.Richards	31 matches
Most Wickets in a career (Individual)	65	J.Garner	26 matches
Most Dismissals in a career (Individual)	41	R.J.Turner	26 matches
Most catches in a career (Individual)	16	I.V.A.Richards	31 matches

Warwickshire

Highest Total	392-5	v Oxfordshire	1984
Highest Total Batting Second	322-5	v Sussex	1993
Lowest Total (completed Innings)	98	v Leicestershire	1998
Highest Score (Individual)	206	A.I.Kalicharran v Oxfordshire	1984
Best Bowling (Individual)	6-32	K.Ibadulla v Hampshire	1965
Most Runs in a career (Individual)	1950	D.L.Amiss	57 matches
Most Wickets in a career (Individual)	87	A.A.Donald	35 matches
Most Dismissals in a career (Individual)	54	K.J.Piper	39 matches
Most catches in a career (Individual)	22	T.L.Penney	39 matches

Northamptonshire

Highest Total	360-2	v Staffordshire	1990
Highest Total Batting Second	290-5	v Essex	1993
Lowest Total (completed Innings)	62	v Leicestershire	1974
Highest Score (Individual)	145	R.J.Bailey v Staffordshire	1991
Best Bowling (Individual)	7-37	N.A.Mallender v Worcestershire	1984
Most Runs in a career (Individual)	1998	A.J.Lamb	53 matches
Most Wickets in a career (Individual)	40	J.P.Taylor	29 matches
Most Dismissals in a career (Individual)	48	D.Ripley	43 matches
Most catches in a career (Individual)	24	G.Cook	42 matches

Surrey

Highest Total	438-5	v Glamorgan	2002
Highest Total Batting Second	350	v Worcestershire	1994
Lowest Total (completed Innings)	74	v Kent	1967
Highest Score (Individual)	268	A.D.Brown v Glamorgan	2002
Best Bowling (Individual)	7-33	R.D.Jackman v Yorkshire	1970
Most Runs in a career (Individual)	1842	A.J.Stewart	50 matches
Most Wickets in a career (Individual)	62	R.D.Jackman	28 matches
Most Dismissals in a career (Individual)	62	A.J.Stewart	50 matches
Most catches in a career (Individual)	19	G.R.J.Rooper	32 matches

Worcestershire

Highest Total	404-3	v Devon	1987
Highest Total Batting Second	284-3	v Northamptonshire	1990
Lowest Total (completed Innings)	98	v Durham	1968
Highest Score (Individual)	180*	T.M.Moody v Surrey	1994
Best Bowling (Individual)	7-19	N.V.Radford v Bedfordshire	1991
Most Runs in a career (Individual)	2142	G.A.Hick	46 matches
Most Wickets in a career (Individual)	48	S.R.Lampitt	32 matches
Most Dismissals in a career (Individual)	71	S.J.Rhodes	49 matches
Most catches in a career (Individual)	25	G.A.Hick	46 matches

Nottinghamshire

Highest Total	344-6	v Northumberland	1994
Highest Total Batting Second	314-8	v Northamptonshire	1995
Lowest Total (completed Innings)	123	v Yorkshire	1969
Highest Score (Individual)	149*	D.W.Randall v Devon	1988
Best Bowling (Individual)	6-10	K.P.Evans v Northumberland	1994
Most Runs in a career (Individual)	1708	R.T.Robinson	45 matches
Most Wickets in a career (Individual)	50	R.A.Pick	29 matches
Most Dismissals in a career (Individual)	48	B.N.French	31 matches
Most catches in a career (Individual)	17	R.T.Robinson	45 matches

Sussex

Highest Total	384-9	v Ireland	1996
Highest Total Batting Second	329-5	v Derbyshire	1997
Lowest Total (completed Innings)	49	v Derbyshire	1969
Highest Score (Individual)	158	R.K.Rao v Derbyshire	1997
Best Bowling (Individual)	6-9	A.I.C.Dodemaide v Ireland	1990
Most Runs in a career (Individual)	1157	P.W.G.Parker	37 matches
Most Wickets in a career (Individual)	56	A.Buss	31 matches
Most Dismissals in a career (Individual)	39	P.Moores	28 matches
Most catches in a career (Individual)	14	M.A.Buss	29 matches

Yorkshire

Highest Total	345-5	v Notts	1996
Highest Total Batting Second	290-7	v Worcestershire	1982
Lowest Total (completed Innings)	76	v Surrey	1970
Highest Score (Individual)	146	G.Boycott v Surrey	1965
Best Bowling (Individual)	7-27	D.Gough v Ireland	1997
Most Runs in a career (Individual)	1378	G.Boycott	40 matches
Most Wickets in a career (Individual)	56	D.Gough	27 matches
Most Dismissals in a career (Individual)	53	R.J.Blakey	42 matches
Most catches in a career (Individual)	23	D.Byas	34 matches



Match Results Summary 1963-2002

	Team	P	W	L	Trophy Winners	Losing Finalists	MOM Awards
1	Lancashire	116	83	33	7	3	74
2	Warwickshire	117	82	35	5	6	72
3	Middlesex	104	68	36	4	2	58
4	Sussex	102	66	36	4	4	59
5	Surrey	104	65	39	1	3	53
6	Somerset	101	65	36	2	3	59
7	Northamptonshire	101	63	38	2	5	54
8	Hampshire	101	62	39	1	-	61
9	Kent	94	56	38	2	3	54
10	Yorkshire	90	53	37	2	-	43
11	Essex	89	51	38	2	1	52
12	Gloucestershire	90	51	39	3	-	54
13	Worcestershire	90	50	40	1	3	47
14	Leicestershire	86	46	40	-	1	46
15	Glamorgan	86	46	40	-	1	42
16	Nottinghamshire	83	44	39	1	1	44
17	Derbyshire	81	42	39	1	2	46
18	Durham	49	17	32	-	-	22
19	Hertfordshire	29	7	22	-	-	11
20	Kent CB	11	7	4	-	-	8
21	Bedfordshire	21	6	16	-	-	7
22	Lincolnshire	22	6	16	-	-	6
23	Buckinghamshire	27	6	21	-	-	8
24	Shropshire	22	5	17	-	-	9
25	Berkshire	25	5	20	-	-	5
26	Scotland	24	5	19	-	-	7
27	Wales CB	6	4	2	-	-	4
28	Durham CB	8	4	4	-	-	3
29	Cumberland	20	4	16	-	-	4
30	Holland	10	4	6	-	-	5
31	Suffolk	25	4	21	-	-	6

	Team	P	W	L	Trophy Winners	Losing Finalists	MOM Awards
32	Devon	27	4	23	-	-	12
33	Staffordshire	29	4	25	-	-	6
34	Ireland	26	4	22	-	-	7
35	Herefordshire	10	3	7	-	-	4
36	Northumberland	15	3	12	-	-	5
37	Cambridgeshire	25	3	22	-	-	11
38	Cheshire	24	3	21	-	-	5
39	Sussex CB	7	3	4	-	-	2
40	Wales (Minor Co)	8	3	5	-	-	1
41	Yorkshire CB	8	3	5	-	-	5
42	Norfolk	24	3	21	-	-	3
43	Surrey CB	6	2	4	-	-	2
44	Hampshire CB	6	2	4	-	-	3
45	Derbyshire CB	6	2	4	-	-	2
46	Huntingdonshire	6	2	4	-	-	2
47	Middlesex CB	6	2	4	-	-	1
48	Wiltshire	18	2	16	-	-	2
49	Gloucstershire CB	6	2	4	-	-	2
50	Cornwall	13	2	11	-	-	4
51	Oxfordshire	24	2	22	-	-	4
52	Northamptonshire CB	5	1	4	-	-	2
53	Warwickshire CB	6	1	5	-	-	4
54	Essex CB	5	1	4	-	-	1
55	Lancashire CB	4	1	3	-	-	1
56	Worcestershire CB	5	1	4	-	-	1
57	Dorset	17	1	16	-	-	3
58	Leicestershire CB	5	1	4	-	-	2
59	Denmark	3	-	3	-	-	-
60	Somerset CB	4	-	4	-	-	2
61	Nottinghamshire CB	4	-	4	-	-	-

CONTACTS

THE PRESS ASSOCIATION

CHELTHENHAM & GLOUCESTER