

FOXES HAVE CHAMPAGNE ON ICE

The champagne will be on ice at Grace Road as Leicestershire Foxes have the chance to secure the Norwich Union League Division One title in front of what is sure to be a bumper Bank Holiday crowd.

The Foxes have led from the front for the entire season, thrilling fans up and down the country with some excellent cricket.

Following their triumph over struggling Northamptonshire Steelbacks, Vince Wells' men now hold a 10-point cushion over second placed Kent Spitfires with just four games to go.

And victory over Somerset Sabres, coupled with a defeat for the Spitfires against out-going champions Gloucestershire Gladiators, would see the Foxes' celebrating their first limited-overs league win since 1977.

The contribution of Pakistan all-rounder Shahid Afridi to the Foxes' title push in recent weeks cannot be underestimated.

Afridi was only brought into the side after original overseas player Danny Marsh suffered a fractured cheekbone.

But his explosive displays with the bat at the top of the order, where he boasts a strike-rate of over 200, have simply blown many opponents away.



..... Matthew Wood of Yorkshire Phoenix



..... Dominic Ostler of Warwickshire Bears

The Foxes will enter the game with a degree of caution, as the Sabres are the only team to have beaten them this season, when they claimed a thrilling one-run victory at Taunton earlier this month.

Elsewhere in a packed Bank Holiday programme, the relegation picture will begin to clear, with Surrey Lions and the Steelbacks already looking doomed to the drop.

Yorkshire Phoenix opener Matthew Wood will be keen to lift his side further away from the third-from-bottom Sabres.

And the Gladiators, Nottinghamshire Outlaws and even Warwickshire Bears, who have Dominic Ostler on top form, remain in danger of going down.

NORWICH UNION LEAGUE

CONTENTS Issue no.17

- Norwich Union League 2001 season statistics
- P2 - Division 1 & Division 2
- Norwich Union League 2001 match previews
- P3 - Division 1 Yorkshire Phoenix v Nottinghamshire Outlaws
- P4 - Division 1 Gloucestershire Gladiators v Kent Spitfires
- P5 - Division 1 Leicestershire Foxes v Somerset Sabres
- P6 - Division 1 Warwickshire Bears v Yorkshire Phoenix
- P7 - Division 1 Kent Spitfires v Yorkshire Phoenix
- P8 - Division 1 Northamptonshire Steelbacks v Somerset Sabres
- P9 - Division 1 Surrey Lions v Warwickshire Bears
- P10 - Division 2 Essex Eagles v Lancashire Lightning
- P11 - Division 2 Middlesex Crusaders v Glamorgan Dragons
- P12 - Division 2 Sussex Sharks v Durham Dynamos
- P13 - Division 2 Worcestershire Royals v Hampshire Hawks
- P14 - Division 2 Derbyshire Scorpions v Sussex Sharks
- P15 - Division 2 Glamorgan Dragons v Durham Dynamos
- P16 - Division 2 Hampshire Hawks v Lancashire Lightning
- P17 - Division 2 Essex Eagles v Middlesex Crusaders
- P18 - Division 2 Glamorgan Dragons v Hampshire Hawks
- P19 - Division 2 Sussex Sharks v Lancashire Lightning
- P20
- Div 1 Fixtures by team
- Div 2 Fixtures by team
- D/L Explained
- How It Works
- P21 - Div 1 & 2 Fixtures by date

PROMOTION CHASE IS GOING TO THE WIRE

Four teams continue to battle it out for just three coveted promotion places from the Norwich Union League Second Division.

Durham Dynamos, Worcestershire Royals, Glamorgan Dragons and Hampshire Hawks know that one of them will miss out on elevation to the top-flight, while there is also the small matter of the Division Two title still to be decided.

The Dragons have a busy Bank Holiday programme, taking on Middlesex Crusaders, the Dynamos and the Hawks in the space of four days, a series of games that could make or break their season.

Stand-in skipper Adrian Dale knows his side are in top form after they romped to a 178-run victory over sorry Essex Eagles last time out.

Spinner Robert Croft smashed 92 from 83 balls at the top of the order, and then claimed two for 12 from 3.2 overs.

The Hawks also have three games in four days, as on top of their crucial clash against the Dragons, Robin Smith's men must also take on the Royals and the struggling Lancashire Lightning.

At the other end of the table, Ronnie Irani's Eagles will be determined to avoid collecting the wooden spoon, and with four teams within six points of the Chelmsford side they have every chance of hauling themselves away from bottom spot.

Phil Ascough
Press Association
Tel: 01430 455673
Fax: 0870 124 0815
E-mail: phil.ascough@pa.press.net

Division 1 table at a glance	Points
	44
	34
	28
	26
	22
	20
	20
	10
	8
Division 2 table at a glance	Points
	36
	34
	32
	30
	16
	16
	14
	12
	10



For further information contact:
Richard Nowell
Karen Earl Limited
Tel: 0207 2437106
Fax: 0207 7792 1220

● 2001 DIVISION ONE STANDINGS

	P	W	L	T	NR	Pts	RR
Leicestershire Foxes	12	11	1	0	0	44	11.93
Kent Spitfires	12	7	2	1	2	34	4.43
Warwickshire Bears	11	6	3	0	2	28	1.71
Nottinghamshire Outlaws	12	6	5	0	1	26	-3.96
Gloucestershire Gladiators	12	5	6	0	1	22	4.90
Yorkshire Phoenix	11	5	6	0	0	20	8.44
Somerset Sabres	12	4	6	1	1	20	-6.84
Northants Steelbacks	12	2	9	0	1	10	-9.49
Surrey Lions	12	2	10	0	0	8	-12.96

■ HIGHEST TEAM TOTALS

Total	Teams	Venue
344 for 6	Gladiators v Steelbacks	Cheltenham
286 for 8	Gladiators v Outlaws	Cheltenham
267 for 6	Outlaws v Steelbacks	Trent Bridge
263 for 7	Sabres v Foxes	Taunton

■ LOWEST TEAM TOTALS

Total	Teams	Venue
59	Bears v Phoenix	Headingley
86	Gladiators v Spitfires	Canterbury
112	Lions v Foxes	Leicester
114	Spitfires v Gladiators	Canterbury

■ MOST CATCHES EXCLUDING WICKETKEEPERS

Name	Team	Ctchs	Mtchs
M.C.J.Ball	Gladiators	8	10
D.P.Fulton	Spitfires	8	10
D.Byas	Phoenix	8	11

■ LEADING DISMISSALS

Name	Team	Dism'ls	Mtchs
R.J.Blakey	Phoenix	20	11
P.A.Nixon	Spitfires	17	10
J.N.Batty	Lions	17	11
N.D.Burns	Foxes	16	12

● BEST INDIVIDUAL BOWLING

Name	Wkts/Runs	Teams	Venue
M.J.Saggers	5/22	Spitfires v Gladiators	Canterbury
J.M.M.Averis	5/56	Gladiators v Steelbacks	Cheltenham
K.J.Barnett	4/12	Gladiators v Spitfires	Canterbury
C.E.W.Silverwood	4/21	Phoenix v Bears	Headingley
M.J.Walker	4/24	Spitfires v Phoenix	Headingley
R.D.Stemp	4/25	Outlaws v Sabres	Trent Bridge

● BEST INDIVIDUAL SCORES

Name	Score	Teams	Venue
D.P.Ostler	134*	Bears v Gladiators	Edgbaston
M.G.N.Windows	117	Gladiators v Steelbacks	Cheltenham
D.J.Bicknell	115	Outlaws v Steelbacks	Trent Bridge
A.D.Brown	111*	Lions v Foxes	The Oval
J.N.Snape	104*	Gladiators v Outlaws	Trent Bridge
P.D.Bowler	104	Sabres v Foxes	Taunton

■ LEADING WICKET-TAKERS

Wkts	Player	Team
19	D.R.Brown	Bears
19	P.S.Jones	Sabres
17	M.J.Saggers	Spitfires
17	D.L.Maddy	Foxes

■ LEADING RUN SCORERS

Runs	Player	Team
486	D.J.Bicknell	Outlaws
475	P.D.Bowler	Sabres
321	K.J.Barnett	Gladiators
408	D.S.Lehmann	Phoenix

● 2001 DIVISION TWO STANDINGS

	P	W	L	T	NR	Pts	RR
Durham Dynamos	12	8	2	0	2	36	3.46
Worcestershire Royals	12	8	3	0	1	34	8.58
Glamorgan Dragons	10	8	2	0	0	32	18.39
Hampshire Hawks	11	7	3	0	1	30	8.00
Sussex Sharks	10	4	6	0	0	16	-8.08
Lancashire Lightning	11	3	6	0	2	16	-3.49
Middlesex Crusaders	11	2	6	1	2	14	-6.16
Derbyshire Scorpions	12	3	9	0	0	12	-4.92
Essex Eagles	11	2	8	1	0	10	-13.69

■ HIGHEST TEAM TOTALS

Total	Teams	Venue
305 for 6	Dragons v Royals	Cardiff
289 for 6	Dragons v Eagles	Cardiff
288 for 6	Royals v Scorpions	Derby
275 for 3	Royals v Dynamos	Worcester

■ LOWEST TEAM TOTALS

Total	Teams	Venue
89	Lightning v Royals	Worcester
99	Royals v Lightning	Worcester
111	Eagles v Dragons	Cardiff
120	Crusaders v Eagles	Southgate

■ MOST CATCHES EXCLUDING WICKETKEEPERS

Name	Team	Ctchs	Mtchs
W.S.Kendall	Hawks	8	9
N.C.Johnson	Hawks	8	10
D.A.Leatherdale	Royals	8	11

■ LEADING DISMISSALS

Name	Team	Dism'ls	Mtchs
S.J.Rhodes	Royals	18	10
K.M.Krikken	Scorpions	17	10
A.Pratt	Dynamos	17	10
W.K.Hegg	Lightning	16	8

● BEST INDIVIDUAL BOWLING

Name	Wkts/Runs	Teams	Venue
G.R.Napier	6/29	Eagles v Royals	Chelmsford
A.P.Cowan	5/14	Eagles v Crusaders	Southgate
C.B.Keegan	5/17	Crusaders v Hawks	Southgate
A.J.Bichel	5/21	Royals v Eagles	Chelmsford
G.Welch	5/22	Scorpions v Dragons	Derby
A.P.Davies	5/39	Dragons v Eagles	Cardiff

● BEST INDIVIDUAL SCORES

Name	Score	Teams	Venue
W.P.C.Weston	134	Royals v Scorpions	Derby
N.Peng	121	Dynamos v Royals	Worcester
N.Peng	112*	Dynamos v Eagles	Ilford
R.C.Irani	108*	Eagles v Dragons	Chelmsford
S.G.Law	108	Eagles v Lightning	Old Trafford
R.R.Montgomerie	108	Sharks v Eagles	Hove

■ LEADING WICKET-TAKERS

Wkts	Player	Team
21	A.J.Bichel	Royals
19	C.B.Keegan	Crusaders
17	C.T.Tremlett	Hawks
17	S.R.Lampitt	Royals

■ LEADING RUN SCORERS

Runs	Player	Team
482	R.R.Montgomerie	Sharks
425	V.S.Solanki	Royals
370	K.Newell	Dragons
366	D.A.Kenway	Hawks

Norwich Union League Division One – Sunday, August 26th at Scarborough

2001 NORWICH UNION LEAGUE BATTING AVERAGES

PHOENIX

Name	M	I	NO	Runs	HS	Avge
C.E.W.Silverwood	4	4	3	63	27*	63.00
R.J.Blakey	11	11	7	186	34	46.50
D.S.Lehmann	10	10	1	408	103	45.33
A.McGrath	4	4	0	151	58	37.75
D.Byas	11	11	0	303	81	27.54
M.J.Lumb	7	6	1	124	66	24.80
M.J.Wood	8	8	0	196	68	24.50
V.J.Craven	3	3	0	66	55	22.00
G.M.Hamilton	7	7	1	127	57	21.16
A.K.D.Gray	2	2	1	21	19*	21.00
G.M.Fellows	11	11	0	207	67	18.81
C.White	7	7	0	129	73	18.42
J.D.Middlebrook	3	2	1	17	10*	17.00
T.T.Bresnan	4	3	2	12	7	12.00
R.K.J.Dawson	6	4	1	11	10*	3.66
M.J.Hoggard	6	1	0	2	2	2.00

OUTLAWS

Name	M	I	NO	Runs	HS	Avge
U.Afzaal	9	9	3	392	94*	65.33
D.J.Bicknell	12	11	0	496	115	45.09
P.Johnson	12	11	1	361	88*	36.10
G.S.Blewett	12	12	0	394	89	32.83
K.P.Pietersen	12	12	2	241	57	24.10
J.E.Morris	2	2	0	42	37	21.00
C.J.Hewison	1	1	0	20	20	20.00
G.E.Welton	7	6	1	95	38	19.00
B.M.Shafayat	4	4	0	72	31	18.00
C.M.W.Read	12	10	2	125	36	15.62
R.J.Logan	6	4	2	29	21	14.50
G.D.Clough	9	5	2	41	23	13.66
G.J.Smith	11	3	1	13	8	6.50
A.J.Harris	7	3	0	9	8	3.00
R.D.Stemp	8	2	1	1	1*	1.00
J.E.R.Gallian	1	1	0	1	1	1.00

CAREER ONE-DAY LEAGUE BATTING AVERAGES

PHOENIX

Name	M	I	NO	Runs	HS	Avge
D.S.Lehmann	53	53	7	2070	103	45.00
R.J.Blakey	210	186	45	4952	130*	35.12
A.McGrath	74	67	13	1715	85*	31.75
D.Byas	212	206	27	5308	111*	29.65
M.J.Lumb	7	6	1	124	66	24.80
M.J.Wood	30	23	2	503	68	23.95
C.White	129	114	15	2371	148	23.94
M.P.Vaughan	87	85	6	1837	72	23.25
A.K.D.Gray	2	2	1	21	19*	21.00
G.M.Hamilton	68	47	12	668	57*	19.08
G.M.Fellows	41	34	2	587	67	18.34
V.J.Craven	8	8	0	143	55	17.87
T.T.Bresnan	4	3	2	12	7	12.00
C.E.W.Silverwood	82	46	24	243	27*	11.04
R.J.Sidebottom	42	20	10	99	24*	9.90
I.D.Fisher	24	11	3	63	20	7.87

OUTLAWS

Name	M	I	NO	Runs	HS	Avge
U.Afzaal	37	31	8	914	95*	39.73
D.J.Bicknell	131	126	16	4094	125	37.21
J.E.R.Gallian	90	88	9	2656	130	33.62
P.Johnson	254	240	29	7051	167*	33.41
J.E.Morris	231	220	12	5330	134	25.62
G.S.Blewett	23	23	0	572	89	24.86
K.P.Pietersen	12	12	2	241	57	24.10
G.E.Welton	30	29	2	548	104*	20.29
C.J.Hewison	1	1	0	20	20	20.00
C.M.W.Read	54	44	8	690	62	19.16
B.M.Shafayat	4	4	0	72	31	18.00
P.J.Franks	50	38	16	373	40	16.95
G.D.Clough	9	5	2	41	23	13.66
R.J.Logan	12	7	2	54	21	10.80
R.D.Stemp	104	32	13	177	29*	9.31
D.S.Lucas	16	5	1	28	19*	7.00

2001 NORWICH UNION LEAGUE BOWLING AVERAGES

PHOENIX

Name	O	M	R	Wkts	Avge	Best
C.E.W.Silverwood	29	4	102	9	11.33	4-21
C.J.Elstub	16	1	61	5	12.20	4-25
P.M.Hutchison	23	2	102	7	14.57	3-26
R.J.Sidebottom	37.2	4	149	9	16.55	3-38
S.P.Kirby	21	0	110	6	18.33	3-35
D.S.Lehmann	56	3	193	9	21.44	2-18
T.T.Bresnan	23	3	86	4	21.50	2-27
T.M.Baker	5	1	22	1	22.00	1-22
C.White	51.5	5	205	8	25.62	3-30
G.M.Fellows	33	1	170	6	28.33	3-34
G.M.Hamilton	37	3	173	6	28.83	2-35
R.K.J.Dawson	32	3	146	5	29.20	3-28

OUTLAWS

Name	O	M	R	Wkts	Avge	Best
P.Johnson	0.4	0	2	1	2.00	1-2
S.J.Randall	9	0	44	3	14.66	3-44
N.Malik	18	3	72	4	18.00	2-34
G.J.Smith	76.5	7	331	15	22.06	3-25
R.D.Stemp	63	3	280	11	25.45	4-25
G.D.Clough	55	0	264	10	26.40	2-33
U.Afzaal	17	1	91	3	30.33	2-13
R.J.Logan	41.2	1	244	7	34.85	2-37
A.J.Harris	55	4	331	9	36.77	3-34
P.J.Franks	24	1	119	3	39.66	2-26
K.P.Pietersen	62	1	314	7	44.85	3-39
G.S.Blewett	39	1	238	3	79.33	1-30

CAREER ONE-DAY LEAGUE BOWLING AVERAGES

PHOENIX

Name	Balls	Runs	Wkts	Avge	Best
M.J.Hoggard	1181	811	48	16.89	5-28
S.P.Kirby	126	110	6	18.33	3-35
C.E.W.Silverwood	3379	2383	115	20.72	4-11
T.T.Bresnan	138	86	4	21.50	2-27
T.M.Baker	30	22	1	22.00	1-22
C.White	4070	2920	127	22.99	4-14
I.D.Fisher	843	595	25	23.80	3-20
P.M.Hutchison	920	670	28	23.92	4-34
D.Byas	529	463	19	24.36	3-19
G.M.Hamilton	2375	1985	78	25.44	5-16
C.J.Elstub	170	128	5	25.60	4-25
M.P.Vaughan	998	813	31	26.22	4-27
D.S.Lehmann	812	581	22	26.40	3-43

OUTLAWS

Name	Balls	Runs	Wkts	Avge	Best
P.Johnson	5	3	1	3.00	1-2
S.J.Randall	54	44	3	14.66	3-44
N.Malik	108	72	4	18.00	2-34
G.J.Smith	461	331	15	22.06	3-25
D.J.Bicknell	42	45	2	22.50	1-11
U.Afzaal	404	363	15	24.20	2-13
P.J.Franks	2238	1713	70	24.47	6-27
G.D.Clough	330	264	10	26.40	2-33
A.J.Harris	2634	2293	78	29.39	5-35
J.E.R.Gallian	844	825	28	29.46	2-10
R.D.Stemp	4287	3364	111	30.30	4-25
D.S.Lucas	657	592	19	31.15	4-27
R.J.Logan	409	427	10	42.70	2-31

YORKSHIRE PHOENIX versus NOTTINGHAMSHIRE OUTLAWS

MATCH PREVIEW

Despite an improvement in form over recent weeks, Yorkshire Phoenix remain in relegation danger as the Norwich Union League season enters its final stages.

Recent victories over the Surrey Lions and the Nottinghamshire Outlaws lifted David Byas' men away from the drop zone, but defeat against table-topping Leicestershire Foxes has pushed the Phoenix back into the mire.

And Byas' men will be kicking themselves after allowing four points to slip from their grasp against the Foxes.

Having reduced Vince Wells' men to 142 for nine, the Phoenix allowed the Foxes' last pair of James Ormond and Scott Boswell to fashion a 36-run winning partnership for the 10th wicket.

The Outlaws are also not out of the woods yet in terms of relegation, standing only six points away from the bottom three. And with a negative run-rate, another defeat would leave Darren Bicknell's side glancing over their shoulders.

LAST 3 ONE-DAY LEAGUE MEETINGS

22nd June 1997

Nottingham: Outlaws 4 pts beat Phoenix 0 pts by 13 runs Outlaws 169 for 4 (30 overs) (A.A.Metcalf 70*, G.F.Archer 33*, N.J.Astle 32, C.E.W.Silverwood 3-12); Phoenix 78 for 5 (15 overs) (D.Byas 33)

19th July 1998

Scarborough: Phoenix 0 pts lost to Outlaws 4 pts by 4 runs Outlaws 168 for 7 (33 overs) (P.Johnson 88*); Phoenix 120 for 9 (21 overs) (M.P.Vaughan 57, D.S.Lehmann 39, P.J.Franks 4-21)

13th Aug 2001

Trent Bridge: Outlaws 0 pts lost to Phoenix 4 pts by 3 wickets Outlaws 244 for 7 (45 overs) (U.Afzaal 53, K.P.Pietersen 49, G.S.Blewett 43); Phoenix 246 for 7 (44.2 overs) (C.White 73, D.S.Lehmann 71, D.Byas 35)

LEADING CATCHES (2001)

PHOENIX

D.Byas	8
D.S.Lehmann	6
C.White	4
R.J.Sidebottom	3
M.J.Wood	3
T.T.Bresnan	2

OUTLAWS

K.P.Pietersen	7
D.J.Bicknell	6
R.D.Stemp	5
G.S.Blewett	5
B.M.Shafayat	3
A.J.Harris	3

ALL TIME HIGHEST TEAM SCORES

PHOENIX

318 for 7	v Foxes
298 for 9	v Foxes
296 for 8	v Lions

OUTLAWS

329 for 6	v Scorpions
314 for 7	v Lions
292 for 2	v Sharks



Away team

Home team

GLOUCESTERSHIRE GLADIATORS

versus

KENT SPITFIRES

Norwich Union League Division One – Monday, August 27th at Bristol

2001 NORWICH UNION LEAGUE BATTING AVERAGES

GLADIATORS

Name	M	I	NO	Runs	HS	Avge
K.J.Barnett	11	11	0	421	101	38.27
M.G.N.Windows	11	11	0	369	117	33.54
J.N.Snape	11	11	4	223	104*	31.85
I.J.Harvey	7	7	0	168	67	24.00
D.R.Hewson	4	4	0	95	52	23.75
R.J.Cunliffe	4	4	0	89	32	22.25
M.A.Hardinges	7	7	1	109	65	18.16
M.J.Cawdron	5	4	2	36	29*	18.00
C.G.Taylor	8	8	2	104	63*	17.33
M.W.Alleyne	11	11	2	152	68	16.88
R.C.J.Williams	4	2	0	33	28	16.50
J.M.M.Averis	11	6	3	44	17*	14.66
J.Lewis	3	2	1	14	12	14.00
T.H.C.Hancock	7	7	0	96	43	13.71
M.C.J.Ball	10	8	3	66	28	13.20
R.C.Russell	7	6	1	28	15	5.60

SPITFIRES

Name	M	I	NO	Runs	HS	Avge
D.J.Cullinan	2	2	0	100	70	50.00
D.P.Fulton	10	10	0	262	82	26.20
R.W.T.Key	6	6	1	129	59	25.80
A.Symonds	5	5	0	125	74	25.00
M.V.Fleming	9	9	3	131	26*	21.83
P.A.Nixon	10	10	0	217	55	21.70
J.B.Hockley	10	10	1	176	70*	19.55
M.A.Ealham	6	6	0	108	34	18.00
M.J.Saggers	9	6	3	48	21*	16.00
M.J.Walker	10	10	0	153	34	15.30
G.O.Jones	4	4	0	59	39	14.75
J.M.Golding	5	5	2	42	15	14.00
M.M.Patel	9	7	2	54	15	10.80
M.J.McCague	1	1	0	5	5	5.00
E.T.Smith	4	4	0	20	10	5.00
B.J.Trott	10	6	4	5	2*	2.50

CAREER ONE-DAY LEAGUE BATTING AVERAGES

GLADIATORS

Name	M	I	NO	Runs	HS	Avge
K.J.Barnett	316	304	43	8868	131*	33.97
M.W.Alleyne	231	211	45	4761	134*	28.68
I.J.Harvey	35	35	2	864	67	26.18
R.C.Russell	248	196	45	3544	108	23.47
J.N.Snape	97	76	22	1228	104*	22.74
R.J.Cunliffe	37	35	4	680	66	21.93
M.G.N.Windows	92	85	6	1684	117	21.31
M.A.Hardinges	7	7	1	109	65	18.16
T.H.C.Hancock	119	109	2	1904	73	17.79
D.R.Hewson	16	12	0	209	52	17.41
M.J.Cawdron	32	22	7	251	50	16.73
C.G.Taylor	21	16	3	179	63*	13.76
M.C.J.Ball	131	94	33	761	36*	12.47
R.C.J.Williams	25	11	2	111	28	12.33
J.Lewis	56	36	14	221	26*	10.04
J.M.M.Averis	40	24	11	117	23*	9.00

SPITFIRES

Name	M	I	NO	Runs	HS	Avge
D.J.Cullinan	14	13	3	465	76*	46.50
R.W.T.Key	32	29	4	725	76*	29.00
A.Symonds	43	42	2	1129	95	28.22
J.B.Hockley	21	20	3	439	70*	25.82
M.A.Ealham	147	122	31	2265	112	24.89
M.V.Fleming	194	170	24	3463	112	23.71
P.A.Nixon	164	141	24	2534	96*	21.65
M.J.Walker	95	89	8	1574	80	19.43
E.T.Smith	22	19	2	321	72*	18.88
D.P.Fulton	29	29	0	466	82	16.06
M.J.Saggers	28	16	10	92	21*	15.33
G.O.Jones	4	4	0	59	39	14.75
M.J.McCague	103	57	16	432	56	10.53
J.M.Golding	8	7	2	42	15	8.40
M.M.Patel	34	20	6	105	15	7.50
B.J.Trott	11	6	4	5	2*	2.50

2001 NORWICH UNION LEAGUE BOWLING AVERAGES

GLADIATORS

Name	O	M	R	Wkts	Avge	Best
J.Lewis	26	7	74	6	12.33	3-20
J.N.Snape	35.3	3	171	9	19.00	3-30
I.J.Harvey	50	7	183	9	20.33	4-42
K.J.Barnett	21.2	0	102	5	20.40	4-12
M.C.J.Ball	77	1	355	15	23.66	3-15
J.M.M.Averis	88.4	6	398	15	26.53	5-56
M.J.Cawdron	39.2	6	168	5	33.60	2-43
M.W.Alleyne	79	5	307	7	43.85	2-17
M.A.Hardinges	23	0	133	2	66.50	1-30
T.H.C.Hancock	2	0	13	0	-	-

SPITFIRES

Name	O	M	R	Wkts	Avge	Best
M.J.Walker	19.3	0	77	9	8.55	4-24
M.J.McCague	7.1	1	21	2	10.50	2-21
M.A.Ealham	50	8	188	13	14.46	3-19
M.J.Saggers	64.4	7	257	17	15.11	5-22
A.Symonds	23	2	81	4	20.25	2-11
B.J.Trott	79	12	309	13	23.76	2-19
M.M.Patel	58	3	270	11	24.54	2-27
J.M.Golding	34	2	139	4	34.75	2-18
M.V.Fleming	52	1	219	4	54.75	1-25

CAREER ONE-DAY LEAGUE BOWLING AVERAGES

GLADIATORS

Name	Balls	Runs	Wkts	Avge	Best
I.J.Harvey	1620	1029	73	14.09	5-19
J.M.M.Averis	1776	1330	57	23.33	5-20
J.N.Snape	2724	2157	85	25.37	4-27
K.J.Barnett	1887	1648	61	27.01	4-12
T.H.C.Hancock	696	654	22	29.72	3-18
M.W.Alleyne	7751	6326	204	31.00	5-28
J.Lewis	2266	1826	58	31.48	3-20
M.C.J.Ball	4678	3840	110	34.90	5-42
M.J.Cawdron	1154	929	25	37.16	4-17
M.A.Hardinges	138	133	2	66.50	1-30
M.G.N.Windows	48	49	0	-	-

SPITFIRES

Name	Balls	Runs	Wkts	Avge	Best
M.J.Saggers	1190	811	47	17.25	5-22
M.J.Walker	351	281	15	18.73	4-24
B.J.Trott	498	338	14	24.14	2-19
M.J.McCague	3916	3352	136	24.64	5-40
M.M.Patel	1400	1067	42	25.40	3-22
M.V.Fleming	6943	5896	227	25.97	4-13
A.Symonds	637	524	19	27.57	3-34
M.A.Ealham	5789	4277	144	29.70	6-53
J.M.Golding	282	177	5	35.40	2-18

MATCH PREVIEW

■ Kent Spitfires' brave challenge for the Norwich Union League title could come to an end in the latest round of matches if they fail to beat Gloucestershire Gladiators.

A defeat for Matthew Fleming's men, coupled with a win for leaders Leicestershire Foxes against Somerset Sabres, would mean that the celebrations could begin at Grace Road.

It is fitting that the Gladiators should have a say in who inherits their crown after another enthralling season.

But Mark Alleyne's Gladiators have been unable to recapture the form of recent years, winning just five of their 12 games so far this summer, and are in danger of slipping into the relegation places.

They have only a two-point cushion over Yorkshire Phoenix and the Sabres with just four games of the season remaining, and will need to call on all their experience to dig themselves out of this tight spot.

LAST 3 ONE-DAY LEAGUE MEETINGS

4th June 2000
Tunbridge W: Spitfires 0 pts lost to Gladiators 4 pts by 6 runs Gladiators 192 for 5 (45 overs) (K.J.Barnett 62, I.J.Harvey 58*, T.H.C.Hancock 33); Spitfires 186 (44.4 overs) (D.P.Fulton 69, A.P.Wells 41, I.J.Harvey 3-19)

23rd July 2000
Cheltenham: Gladiators 4 pts beat Spitfires 0 pts by 5 wickets Spitfires 199 for 6 (45 overs) (M.A.Ealham 49*, A.P.Wells 38); Gladiators 200 for 5 (40.1 overs) (R.C.Russell 55*, D.R.Hewson 45, I.J.Harvey 41, M.W.Alleyne 35*)

8th Jul 2001
Canterbury: Spitfires 4 pts beat Gladiators 0 pts by 31 runs Spitfires 114 (29.2 overs) (K.J.Barnett 4-12); Gladiators 86 (27 overs) (I.J.Harvey 39, M.J.Saggers 5-22)

LEADING CATCHES (2001)

GLADIATORS

M.C.J.Ball	8
D.R.Hewson	4
J.N.Snape	4
M.W.Alleyne	3
M.G.N.Windows	3
J.M.M.Averis	2

SPITFIRES

D.P.Fulton	8
M.M.Patel	5
J.B.Hockley	4
M.J.Walker	3
R.W.T.Key	2
D.J.Cullinan	1

ALL TIME HIGHEST TEAM SCORES

GLADIATORS

344 for 6	v Steelbacks
284 for 4	v Foxes
281 for 2	v Hawks

SPITFIRES

327 for 6	v Foxes
319 for 4	v Dynamos
314 for 6	v Foxes



Norwich Union League Division One – Monday, August 27th at Grace Road

2001 NORWICH UNION LEAGUE BATTING AVERAGES

FOXES

Name	M	I	NO	Runs	HS	Avge
D.J.Marsh	5	5	2	206	97*	68.66
N.D.Burns	12	9	3	272	90*	45.33
Shahid Afridi	5	5	0	198	70	39.60
A.Habib	8	6	2	138	44	34.50
I.J.Sutcliffe	5	5	0	166	48	33.20
J.M.Dakin	9	8	1	227	65	32.42
D.I.Stevens	10	9	1	256	68*	32.00
B.F.Smith	12	12	3	265	65*	29.44
D.L.Maddy	12	11	3	221	46	27.62
T.R.Ward	7	7	0	113	56	16.14
P.A.J.DeFreitas	8	5	1	61	33*	15.25
S.A.J.Boswell	11	5	3	26	23*	13.00
V.J.Wells	12	12	0	154	39	12.83
J.Ormond	11	6	3	38	13*	12.66
W.F.Stelling	1	1	0	10	10	10.00
D.E.Malcolm	3	0	0	0	0	-

SABRES

Name	M	I	NO	Runs	HS	Avge
G.D.Rose	1	1	0	58	58	58.00
P.D.Bowler	9	9	0	475	104	52.77
I.D.Blackwell	11	11	1	346	86	34.60
M.E.Trescothick	1	1	0	27	27	27.00
K.A.Parsons	6	6	1	128	58*	25.60
M.Burns	10	10	2	193	53	24.12
R.J.Turner	10	10	4	127	56*	21.16
M.J.Wood	2	2	0	42	29	21.00
J.Cox	8	8	0	139	30	17.37
R.L.Johnson	6	5	1	69	24*	17.25
M.N.Lathwell	6	5	0	85	30	17.00
P.S.Jones	11	6	4	33	17*	16.50
K.P.Dutch	11	11	2	147	28	16.33
P.D.Trego	5	4	1	44	21	14.66
J.I.D.Kerr	8	7	2	45	16	9.00
J.O.Grove	9	3	1	9	6	4.50

CAREER ONE-DAY LEAGUE BATTING AVERAGES

FOXES

Name	M	I	NO	Runs	HS	Avge
D.J.Marsh	5	5	2	206	97*	68.66
Shahid Afridi	5	5	0	198	70	39.60
B.F.Smith	152	149	18	3780	115	28.85
T.R.Ward	192	186	6	5170	131	28.75
A.Habib	68	61	15	1302	99*	28.30
D.L.Maddy	115	104	12	2510	106*	27.28
V.J.Wells	148	141	12	3066	101	23.76
D.I.Stevens	38	36	4	693	82	21.65
I.J.Sutcliffe	29	28	1	580	96	21.48
W.F.Stelling	2	2	1	20	10*	20.00
N.D.Burns	131	101	26	1433	90*	19.10
P.A.J.DeFreitas	196	148	24	2344	72*	18.90
J.M.Dakin	99	87	12	1289	68*	17.18
J.Ormond	49	31	18	169	18	13.00
S.A.J.Boswell	21	8	5	33	23*	11.00
D.E.Malcolm	89	36	12	153	42	6.37

SABRES

Name	M	I	NO	Runs	HS	Avge
P.D.Bowler	205	198	19	6042	138*	33.75
J.Cox	38	38	0	1217	110	32.02
M.E.Trescothick	82	73	10	1708	110	27.11
I.D.Blackwell	48	45	5	1070	97	26.75
M.N.Lathwell	119	116	5	2924	117	26.34
G.D.Rose	205	177	34	3682	148	25.74
P.C.L.Holloway	94	84	16	1742	117	25.61
K.A.Parsons	97	80	15	1631	69	25.09
R.J.Turner	117	102	30	1576	67	21.88
M.Burns	104	97	9	1906	115*	21.65
M.J.Wood	2	2	0	42	29	21.00
K.P.Dutch	73	64	16	842	58	17.54
J.I.D.Kerr	69	46	13	431	56	13.06
P.D.Trego	8	6	1	58	21	11.60
R.L.Johnson	87	60	16	504	29	11.45
P.S.Jones	56	29	15	122	27	8.71

2001 NORWICH UNION LEAGUE BOWLING AVERAGES

FOXES

Name	O	M	R	Wkts	Avge	Best
W.F.Stelling	8	1	20	2	10.00	4-20
V.J.Wells	63	3	266	13	20.46	4-30
D.L.Maddy	67.3	0	352	17	20.70	3-1
D.E.Malcolm	22	0	96	4	24.00	3-34
J.Ormond	95	12	355	14	25.35	3-16
J.M.Dakin	49.3	2	179	7	25.57	3-14
D.J.Marsh	34.4	0	171	6	28.50	4-44
S.A.J.Boswell	83.3	8	345	12	28.75	3-32
Shahid Afridi	38	1	188	6	31.33	2-20
P.A.J.DeFreitas	56.3	5	254	6	42.33	2-29
D.I.Stevens	0.3	0	1	0	-	-

SABRES

Name	O	M	R	Wkts	Avge	Best
I.Jones	2	0	14	3	4.66	3-14
P.S.Jones	87.5	6	417	19	21.94	4-40
P.D.Trego	15	1	81	3	27.00	1-9
I.D.Blackwell	51.1	2	233	8	29.12	3-16
R.L.Johnson	48	4	246	7	35.14	3-51
J.I.D.Kerr	57	2	322	8	40.25	2-55
K.P.Dutch	67	1	316	7	45.14	2-22
J.O.Grove	63	2	333	6	55.50	2-40
K.A.Parsons	24	0	117	2	58.50	2-32
G.D.Rose	1	0	2	0	-	-
M.Burns	5	0	25	0	-	-

CAREER ONE-DAY LEAGUE BOWLING AVERAGES

FOXES

Name	Balls	Runs	Wkts	Avge	Best
W.F.Stelling	102	55	5	11.00	3-35
J.Ormond	2151	1446	67	21.58	4-12
D.L.Maddy	1646	1489	61	24.40	4-16
J.M.Dakin	2661	2270	85	26.70	5-30
S.A.J.Boswell	879	615	23	26.73	3-32
V.J.Wells	4793	3684	134	27.49	5-10
D.E.Malcolm	3829	3192	115	27.75	4-21
P.A.J.DeFreitas	8013	5846	208	28.10	5-26
D.J.Marsh	208	171	6	28.50	4-44
T.R.Ward	228	187	6	31.16	3-20
Shahid Afridi	228	188	6	31.33	2-20
D.I.Stevens	3	1	0	-	-
A.Habib	1	4	0	-	-

SABRES

Name	Balls	Runs	Wkts	Avge	Best
I.Jones	55	67	4	16.75	3-14
P.S.Jones	2455	2064	91	22.68	5-23
K.P.Dutch	2425	1897	75	25.29	5-35
M.E.Trescothick	978	823	31	26.54	4-50
J.Cox	96	82	3	27.33	3-28
M.Burns	825	768	27	28.44	4-39
I.D.Blackwell	1431	1090	38	28.68	4-36
J.I.D.Kerr	2557	2330	78	29.87	4-28
G.D.Rose	8060	5936	198	29.97	4-26
R.L.Johnson	3554	3033	91	33.32	4-45
K.A.Parsons	2244	1834	49	37.42	3-21
P.D.Bowler	308	323	8	40.37	3-31
J.O.Grove	378	333	6	55.50	2-40

LEICESTERSHIRE FOXES versus SOMERSET SABRES

MATCH PREVIEW

Leicestershire Foxes have the chance to wrap up the Norwich Union League Division One title when they take on Somerset Sabres at Grace Road.

Vince Wells' Foxes have been in scintillating form this season, winning 11 of their 12 outings to open up a 10-point gap over second placed Kent Spitfires with just four games remaining.

If the Foxes take all four points against the Sabres and the Spitfires are beaten by Gloucestershire Gladiators, then the Grace Road crowd will be celebrating their first limited-overs league crown since 1977.

But the race is not over yet, as Jamie Cox's Sabres are the only side to have beaten the Foxes this season after a thrilling encounter at Taunton earlier this month.

Opening batsman Peter Bowler hit a superb century as the Sabres posted a total of 263-7, and, despite a typically brisk 68 from 30 balls by Shahid Afridi, the Foxes fell short by just one run.

LAST 3 ONE-DAY LEAGUE MEETINGS

30th August 2000
Taunton: Sabres 0 pts lost to Foxes 4 pts by 62 runs
Foxes 267 for 6 (45 overs) (J.M.Dakin 68*, B.F.Smith 48, A.Habib 45, V.J.Wells 40); Sabres 205 (38.3 overs) (M.Burns 97, K.A.Parsons 69, D.L.Maddy 4-16, S.A.J.Boswell 3-38)

17th September 2000
Leicester: Foxes 4 pts beat Sabres 0 pts by 77 runs
Foxes 220 for 8 (45 overs) (I.J.Sutcliffe 53, V.J.Wells 31, P.S.Jones 3-45); Sabres 143 (39.1 overs) (K.A.Parsons 38, W.F.Stelling 3-35)

14th Aug 2001
Taunton: Sabres 4 pts beat Foxes 0 pts by 1 run
Sabres 263 for 7 (45 overs) (P.D.Bowler 104, I.D.Blackwell 86, D.L.Maddy 3-55); Foxes 262 for 9 (45 overs) (Shahid Afridi 68, N.D.Burns 59*, A.Habib 44)

LEADING CATCHES (2001)

FOXES	SABRES		
J.W.Cook	5	K.P.Dutch	6
G.P.Swann	3	P.D.Bowler	4
K.J.Innes	2	K.A.Parsons	2
R.J.Warren	2	J.Cox	2
L.C.Weekes	2	M.Burns	2
M.B.Loye	2	P.S.Jones	2

ALL TIME HIGHEST TEAM SCORES

FOXES	SABRES		
344 for 4	v Dynamos	329 for 6	v Scorpions
311 for 4	v Spitfires	314 for 7	v Lions
301 for 7	v Crusaders	292 for 2	v Sharks



Norwich Union League Division One – Monday, August 27th at Edgbaston

2001 NORWICH UNION LEAGUE BATTING AVERAGES

BEARS

Name	M	I	NO	Runs	HS	Avg
D.P.Ostler	6	6	2	320	134*	80.00
D.R.Brown	10	7	0	243	73	34.71
K.J.Piper	9	3	2	30	17	30.00
T.L.Penney	10	8	3	146	35	29.20
M.J.Powell	10	8	0	228	78	28.50
M.A.Wagh	7	6	1	127	70*	25.40
N.V.Knight	7	6	1	119	47	23.80
V.C.Drakes	7	3	2	21	9	21.00
A.F.Giles	5	5	3	27	23	13.50
N.M.K.Smith	8	6	0	58	32	9.66
D.L.Hemp	7	5	0	43	23	8.60
N.M.Carter	4	2	0	13	13	6.50
M.A.Sheikh	10	3	3	12	12*	-
A.Richardson	1	0	0	0	0	-
T.Frost	1	0	0	0	0	-
C.E.Dagnall	8	0	0	0	0	-

PHOENIX

Name	M	I	NO	Runs	HS	Avg
C.E.W.Silverwood	4	4	3	63	27*	63.00
R.J.Blakey	11	11	7	186	34	46.50
D.S.Lehmann	10	10	1	408	103	45.33
A.McGrath	4	4	0	151	58	37.75
D.Byas	11	11	0	303	81	27.54
M.J.Lumb	7	6	1	124	66	24.80
M.J.Wood	8	8	0	196	68	24.50
V.J.Craven	3	3	0	66	55	22.00
G.M.Hamilton	7	7	1	127	57	21.16
A.K.D.Gray	2	2	1	21	19*	21.00
G.M.Fellows	11	11	0	207	67	18.81
C.White	7	7	0	129	73	18.42
J.D.Middlebrook	3	2	1	17	10*	17.00
T.T.Bresnan	4	3	2	12	7	12.00
R.K.J.Dawson	6	4	1	11	10*	3.66
M.J.Hoggard	6	1	0	2	2	2.00

CAREER ONE-DAY LEAGUE BATTING AVERAGES

BEARS

Name	M	I	NO	Runs	HS	Avg
D.P.Ostler	159	149	22	4100	134*	32.28
N.V.Knight	119	108	15	2954	134	31.76
T.L.Penney	141	123	41	2310	83*	28.17
M.J.Powell	29	24	3	566	78	26.95
N.M.K.Smith	192	161	20	3143	111*	22.29
D.R.Brown	113	94	13	1679	78*	20.72
M.A.Wagh	13	12	1	223	70*	20.27
D.L.Hemp	105	91	10	1586	83*	19.58
A.F.Giles	81	53	11	766	57	18.23
K.J.Piper	118	60	33	475	38*	17.59
V.C.Drakes	45	35	8	415	40	15.37
T.Frost	23	9	3	88	22*	14.66
M.A.Sheikh	29	14	6	98	36	12.25
A.Richardson	7	2	1	11	11*	11.00
N.M.Carter	4	2	0	13	13	6.50
C.E.Dagnall	13	1	0	1	1	1.00

PHOENIX

Name	M	I	NO	Runs	HS	Avg
D.S.Lehmann	53	53	7	2070	103	45.00
R.J.Blakey	210	186	45	4952	130*	35.12
A.McGrath	74	67	13	1715	85*	31.75
D.Byas	212	206	27	5308	111*	29.65
M.J.Lumb	7	6	1	124	66	24.80
M.J.Wood	30	23	2	503	68	23.95
C.White	129	114	15	2371	148	23.94
M.P.Vaughan	87	85	6	1837	72	23.25
A.K.D.Gray	2	2	1	21	19*	21.00
G.M.Hamilton	68	47	12	668	57*	19.08
G.M.Fellows	41	34	2	587	67	18.34
V.J.Craven	8	8	0	143	55	17.87
T.T.Bresnan	4	3	2	12	7	12.00
C.E.W.Silverwood	82	46	24	243	27*	11.04
R.J.Sidebottom	42	20	10	99	24*	9.90
I.D.Fisher	24	11	3	63	20	7.87

2001 NORWICH UNION LEAGUE BOWLING AVERAGES

BEARS

Name	O	M	R	Wkts	Avg	Best
A.Richardson	7.4	3	17	3	5.66	3-17
N.M.Carter	29	2	119	7	17.00	3-28
D.R.Brown	79.4	12	362	19	19.05	3-14
N.M.K.Smith	48.4	1	223	9	24.77	3-19
C.E.Dagnall	61	7	204	8	25.50	2-18
A.F.Giles	45	1	228	8	28.50	2-41
V.C.Drakes	61.4	11	239	7	34.14	3-35

PHOENIX

Name	O	M	R	Wkts	Avg	Best
C.E.W.Silverwood	29	4	102	9	11.33	4-21
C.J.Elstob	16	1	61	5	12.20	4-25
P.M.Hutchison	23	2	102	7	14.57	3-26
R.J.Sidebottom	37.2	4	149	9	16.55	3-38
S.P.Kirby	21	0	110	6	18.33	3-35
D.S.Lehmann	56	3	193	9	21.44	2-18
T.T.Bresnan	23	3	86	4	21.50	2-27
T.M.Baker	5	1	22	1	22.00	1-22
C.White	51.5	5	205	8	25.62	3-30
G.M.Fellows	33	1	170	6	28.33	3-34
G.M.Hamilton	37	3	173	6	28.83	2-35
R.K.J.Dawson	32	3	146	5	29.20	3-2

CAREER ONE-DAY LEAGUE BOWLING AVERAGES

BEARS

Name	Balls	Runs	Wkts	Avg	Best
N.M.Carter	174	119	7	17.00	3-28
C.E.Dagnall	618	346	20	17.30	4-34
A.F.Giles	2993	2171	107	20.28	5-36
A.Richardson	295	211	10	21.10	3-17
D.R.Brown	3916	2922	123	23.75	4-42
M.J.Powell	180	147	6	24.50	2-13
M.A.Sheikh	1287	804	31	25.93	3-17
N.M.K.Smith	6151	4696	181	25.94	6-33
D.L.Hemp	74	86	3	28.66	2-43
V.C.Drakes	2008	1612	55	29.30	5-31
N.V.Knight	84	85	2	42.50	1-14
T.L.Penney	6	2	0	-	-
D.P.Ostler	6	4	0	-	-

PHOENIX

Name	Balls	Runs	Wkts	Avg	Best
M.J.Hoggard	1181	811	48	16.89	5-28
S.P.Kirby	126	110	6	18.33	3-35
C.E.W.Silverwood	3379	2383	115	20.72	4-11
T.T.Bresnan	138	86	4	21.50	2-27
T.M.Baker	30	22	1	22.00	1-22
C.White	4070	2920	127	22.99	4-14
I.D.Fisher	843	595	25	23.80	3-20
P.M.Hutchison	920	670	28	23.92	4-34
D.Byas	529	463	19	24.36	3-19
G.M.Hamilton	2375	1985	78	25.44	5-16
C.J.Elstob	170	128	5	25.60	4-25
M.P.Vaughan	998	813	31	26.22	4-27
D.S.Lehmann	812	581	22	26.40	3-43

WARWICKSHIRE BEARS versus YORKSHIRE PHOENIX

MATCH PREVIEW

Warwickshire Bears will have the scent of revenge in their nostrils when they come up against Yorkshire Phoenix at Edgbaston in the Norwich Union League Division One.

When the two sides met at Headingley earlier this season, David Byas' side romped to an 175-run victory in the day/night encounter.

A combination of shambolic batting and superb seam bowling saw the Bears reduced to 12 for six at one stage, and they were eventually dismissed for a paltry 59 in just 15.2 overs.

Matthew Wood top-scored for the Phoenix with 68 in that game, with all of the top five batsman getting a good start against the Bears' bowlers.

Phoenix pacemen Chris Silverwood, Steve Kirby and Ryan Sidebottom were all among the wickets as the Bears were humbled.

But with the likes of experienced one-day campaigners Nick Knight and Dougie Brown in their line-up, expect the wounded Bears to show their teeth this time out.

LAST 3 ONE-DAY LEAGUE MEETINGS

17th July 1999

Birmingham: Bears 4 pts beat Phoenix 0 pts by 5 wickets Phoenix 213 (44.5 overs) (M.P.Vaughan 72, A.McGrath 71, A.F.Giles 3-47); Bears 214 for 5 (44.1 overs) (A.Singh 61, D.P.Ostler 42*)

12th September 1999

Leeds: Phoenix 4 pts beat Bears 0 pts by 28 runs Phoenix 238 for 3 (45 overs) (D.Byas 67, M.P.Vaughan 56, C.White 43, R.J.Blakey 34*); Bears 210 (43.3 overs) (D.P.Ostler 52, M.J.Powell 51, D.L.Hemp 35, C.White 4-39, R.J.Sidebottom 3-50)

23rd July 2001

Leeds: Phoenix 4 pts beat Bears 0 pts by 175 runs Phoenix 234 for 6 (45 overs) (M.J.Wood 68, G.M.Fellows 40, D.S.Lehmann 39, A.McGrath 30); Bears 59 (15.2 overs) (C.E.W.Silverwood 4-21, S.P.Kirby 3-35)

LEADING CATCHES (2001)

BEARS

D.P.Ostler	6
T.L.Penney	5
D.R.Brown	3
M.A.Sheikh	3
N.V.Knight	2
M.J.Powell	2

PHOENIX

D.P.Fulton	8
M.M.Patel	6
J.B.Hockley	3
R.W.T.Key	2
M.J.Walker	2

ALL TIME HIGHEST TEAM SCORES

BEARS

301 for 6	v Eagles
300 for 9	v Lions
294 for 6	v Outlaws

PHOENIX

318 for 7	v Foxes
298 for 9	v Foxes
296 for 8	v Lions



Norwich Union League Division One – Wednesday, August 29th at Canterbury

2001 NORWICH UNION LEAGUE BATTING AVERAGES

SPITFIRES

Name	M	I	NO	Runs	HS	Avge
D.J.Cullinan	2	2	0	100	70	50.00
D.P.Fulton	10	10	0	262	82	26.20
R.W.T.Key	6	6	1	129	59	25.80
A.Symonds	5	5	0	125	74	25.00
M.V.Fleming	9	9	3	131	26*	21.83
P.A.Nixon	10	10	0	217	55	21.70
J.B.Hockley	10	10	1	176	70*	19.55
M.A.Ealham	6	6	0	108	34	18.00
M.J.Saggers	9	6	3	48	21*	16.00
M.J.Walker	10	10	0	153	34	15.30
G.O.Jones	4	4	0	59	39	14.75
J.M.Golding	5	5	2	42	15	14.00
M.M.Patel	9	7	2	54	15	10.80
M.J.McCague	1	1	0	5	5	5.00
E.T.Smith	4	4	0	20	10	5.00
B.J.Trott	10	6	4	5	2*	2.50

PHOENIX

Name	M	I	NO	Runs	HS	Avge
C.E.W.Silverwood	4	4	3	63	27*	63.00
R.J.Blakey	11	11	7	186	34	46.50
D.S.Lehmann	10	10	1	408	103	45.33
A.McGrath	4	4	0	151	58	37.75
D.Byas	11	11	0	303	81	27.54
M.J.Lumb	7	6	1	124	66	24.80
M.J.Wood	8	8	0	196	68	24.50
V.J.Craven	3	3	0	66	55	22.00
G.M.Hamilton	7	7	1	127	57	21.16
A.K.D.Gray	2	2	1	21	19*	21.00
G.M.Fellows	11	11	0	207	67	18.81
C.White	7	7	0	129	73	18.42
J.D.Middlebrook	3	2	1	17	10*	17.00
T.T.Bresnan	4	3	2	12	7	12.00
R.K.J.Dawson	6	4	1	11	10*	3.66
M.J.Hoggard	6	1	0	2	2	2.00

CAREER ONE-DAY LEAGUE BATTING AVERAGES

SPITFIRES

Name	M	I	NO	Runs	HS	Avge
D.J.Cullinan	14	13	3	465	76*	46.50
R.W.T.Key	32	29	4	725	76*	29.00
A.Symonds	43	42	2	1129	95	28.22
J.B.Hockley	21	20	3	439	70*	25.82
M.A.Ealham	147	122	31	2265	112	24.89
M.V.Fleming	194	170	24	3463	112	23.71
P.A.Nixon	164	141	24	2534	96*	21.65
M.J.Walker	95	89	8	1574	80	19.43
E.T.Smith	22	19	2	321	72*	18.88
D.P.Fulton	29	29	0	466	82	16.06
M.J.Saggers	28	16	10	92	21*	15.33
G.O.Jones	4	4	0	59	39	14.75
M.J.McCague	103	57	16	432	56	10.53
J.M.Golding	8	7	2	42	15	8.40
M.M.Patel	34	20	6	105	15	7.50
B.J.Trott	11	6	4	5	2*	2.50

PHOENIX

Name	M	I	NO	Runs	HS	Avge
D.S.Lehmann	53	53	7	2070	103	45.00
R.J.Blakey	210	186	45	4952	130*	35.12
A.McGrath	74	67	13	1715	85*	31.75
D.Byas	212	206	27	5308	111*	29.65
M.J.Lumb	7	6	1	124	66	24.80
M.J.Wood	30	23	2	503	68	23.95
C.White	129	114	15	2371	148	23.94
M.P.Vaughan	87	85	6	1837	72	23.25
A.K.D.Gray	2	2	1	21	19*	21.00
G.M.Hamilton	68	47	12	668	57*	19.08
G.M.Fellows	41	34	2	587	67	18.34
V.J.Craven	8	8	0	143	55	17.87
T.T.Bresnan	4	3	2	12	7	12.00
C.E.W.Silverwood	82	46	24	243	27*	11.04
R.J.Sidebottom	42	20	10	99	24*	9.90
I.D.Fisher	24	11	3	63	20	7.87

2001 NORWICH UNION LEAGUE BOWLING AVERAGES

SPITFIRES

Name	O	M	R	Wkts	Avge	Best
M.J.Walker	19.3	0	77	9	8.55	4-24
M.J.McCague	7.1	1	21	2	10.50	2-21
M.A.Ealham	50	8	188	13	14.46	3-19
M.J.Saggers	64.4	7	257	17	15.11	5-22
A.Symonds	23	2	81	4	20.25	2-11
B.J.Trott	79	12	309	13	23.76	2-19
M.M.Patel	58	3	270	11	24.54	2-27
J.M.Golding	34	2	139	4	34.75	2-18
M.V.Fleming	52	1	219	4	54.75	1-25

PHOENIX

Name	O	M	R	Wkts	Avge	Best
C.E.W.Silverwood	29	4	102	9	11.33	4-21
C.J.Elstob	16	1	61	5	12.20	4-25
P.M.Hutchison	23	2	102	7	14.57	3-26
R.J.Sidebottom	37.2	4	149	9	16.55	3-38
S.P.Kirby	21	0	110	6	18.33	3-35
D.S.Lehmann	56	3	193	9	21.44	2-18
T.T.Bresnan	23	3	86	4	21.50	2-27
T.M.Baker	5	1	22	1	22.00	1-22
C.White	51.5	5	205	8	25.62	3-30
G.M.Fellows	33	1	170	6	28.33	3-34
G.M.Hamilton	37	3	173	6	28.83	2-35
R.K.J.Dawson	32	3	146	5	29.20	3-2

CAREER ONE-DAY LEAGUE BOWLING AVERAGES

SPITFIRES

Name	Balls	Runs	Wkts	Avge	Best
M.J.Saggers	1190	811	47	17.25	5-22
M.J.Walker	351	281	15	18.73	4-24
B.J.Trott	498	338	14	24.14	2-19
M.J.McCague	3916	3352	136	24.64	5-40
M.M.Patel	1400	1067	42	25.40	3-22
M.V.Fleming	6943	5896	227	25.97	4-13
A.Symonds	637	524	19	27.57	3-34
M.A.Ealham	5789	4277	144	29.70	6-53
J.M.Golding	282	177	5	35.40	2-18

PHOENIX

Name	Balls	Runs	Wkts	Avge	Best
M.J.Hoggard	1181	811	48	16.89	5-28
S.P.Kirby	126	110	6	18.33	3-35
C.E.W.Silverwood	3379	2383	115	20.72	4-11
T.T.Bresnan	138	86	4	21.50	2-27
T.M.Baker	30	22	1	22.00	1-22
C.White	4070	2920	127	22.99	4-14
I.D.Fisher	843	595	25	23.80	3-20
P.M.Hutchison	920	670	28	23.92	4-34
D.Byas	529	463	19	24.36	3-19
G.M.Hamilton	2375	1985	78	25.44	5-16
C.J.Elstob	170	128	5	25.60	4-25
M.P.Vaughan	998	813	31	26.22	4-27
D.S.Lehmann	812	581	22	26.40	3-43

KENT SPITFIRES versus YORKSHIRE PHOENIX

MATCH PREVIEW

Kent Spitfires' success this season in the Norwich Union League has been built around the excellent bowling efforts of Martin Saggers, Ben Trott and England international Mark Ealham.

Saggers has already claimed 17 wickets this season, while Trott and Ealham both have 13 victims so far, returns which have kept the Spitfires on the trail of leaders Leicestershire Foxes throughout the summer.

Yorkshire Phoenix have used a variety of pacemen throughout the season, but look to have found a real star for the future in 16-year-old Tim Bresnan.

Bresnan, who has played for England at both Under-17 and Under-15 level, has flourished alongside the Phoenix's more recognised bowlers such as Matthew Hoggard, Ryan Sidebottom and Chris Silverwood.

And he claimed a notable scalp in the Phoenix's narrow defeat by Leicestershire Foxes, when he removed dangerous Pakistan all-rounder Shahid Afridi before he had even troubled the scorers.

LAST 3 ONE-DAY LEAGUE MEETINGS

18th June 2000

Leeds: Phoenix 4 pts beat Spitfires 0 pts by 24 runs
 Phoenix 163 for 9 (45 overs) (D.Byas 52, M.A.Ealham 3-38); Spitfires 139 (42.4 overs) (R.S.David 49, P.A.Nixon 30*, C.E.W.Silverwood 3-16, J.D.Middlebrook 3-24, C.White 3-27)

5th September 2000

Canterbury: Spitfires 4 pts beat Phoenix 0 pts by 64 runs
 Spitfires 217 (44.4 overs) (M.V.Fleming 79, R.S.David 36, P.A.Nixon 30, M.J.Hoggard 3-46); Phoenix 153 (40.2 overs) (G.M.Hamilton 44, M.P.Vaughan 39, R.J.Blakey 30, M.V.Fleming 3-19, M.J.Saggers 3-22)

10th June 2001

Leeds: Phoenix 0 pts lost to Spitfires 4 pts by 4 wickets
 Phoenix 189 for 8 (45 overs) (M.J.Lumb 66, V.J.Craven 55, M.J.Walker 4-24); Spitfires 191 for 6 (44 overs) (D.P.Fulton 82, P.A.Nixon 32)

LEADING CATCHES (2001)

SPITFIRES

D.P.Fulton	8
M.M.Patel	5
J.B.Hockley	4
M.J.Walker	3
R.W.T.Key	2
D.J.Cullinan	1

PHOENIX

D.Byas	8
D.S.Lehmann	6
C.White	4
R.J.Sidebottom	3
M.J.Wood	3
T.T.Bresnan	2

ALL TIME HIGHEST TEAM SCORES

SPITFIRES

327 for 6	v Foxes
319 for 4	v Dynamos
314 for 6	v Foxes

PHOENIX

318 for 7	v Foxes
298 for 9	v Foxes
296 for 8	v Lions



Home team

Away team

Norwich Union League Division One – Thursday, August 30th at Northampton

2001 NORWICH UNION LEAGUE BATTING AVERAGES

STEELBACKS

Name	M	I	NO	Runs	HS	Avge
M.E.Cassar	2	2	0	87	58	43.50
M.B.Loye	9	9	2	284	90	40.57
M.E.Hussey	11	11	1	360	96*	36.00
A.J.Swann	8	8	2	211	54	35.16
R.J.Warren	7	7	1	205	80*	34.16
A.S.Rollins	3	3	1	55	29	27.50
D.Ripley	10	7	2	129	40*	25.80
G.P.Swann	9	8	0	179	83	22.37
A.L.Penberthy	11	10	1	185	52	20.55
M.R.Strong	6	3	2	18	11	18.00
T.M.B.Bailey	3	1	0	12	12	12.00
J.W.Cook	6	6	0	71	47	11.83
K.J.Innes	6	4	1	35	19	11.66
D.M.Cousins	5	2	1	8	5*	8.00
L.C.Weekes	7	4	2	12	10*	6.00
J.P.Taylor	7	6	1	27	19	5.40

SABRES

Name	M	I	NO	Runs	HS	Avge
G.D.Rose	1	1	0	58	58	58.00
P.D.Bowler	9	9	0	475	104	52.77
I.D.Blackwell	11	11	1	346	86	34.60
M.E.Trescothick	1	1	0	27	27	27.00
K.A.Parsons	6	6	1	128	58*	25.60
M.Burns	10	10	2	193	53	24.12
R.J.Turner	10	10	4	127	56*	21.16
M.J.Wood	2	2	0	42	29	21.00
J.Cox	8	8	0	139	30	17.37
R.L.Johnson	6	5	1	69	24*	17.25
M.N.Lathwell	6	5	0	85	30	17.00
P.S.Jones	11	6	4	33	17*	16.50
K.P.Dutch	11	11	2	147	28	16.33
P.D.Trego	5	4	1	44	21	14.66
J.I.D.Kerr	8	7	2	45	16	9.00
J.O.Grove	9	3	1	9	6	4.50

CAREER ONE-DAY LEAGUE BATTING AVERAGES

STEELBACKS

Name	M	I	NO	Runs	HS	Avge
M.E.Hussey	11	11	1	360	96*	36.00
M.E.Cassar	44	43	4	1252	134	32.10
M.B.Loye	108	104	9	2969	122	31.25
A.J.Swann	16	16	2	391	60	27.92
A.L.Penberthy	150	124	25	2338	81*	23.61
R.J.Warren	89	78	12	1528	80*	23.15
K.J.Innes	40	26	9	354	55	20.82
G.P.Swann	49	38	3	691	83	19.74
D.Ripley	177	110	45	1221	52*	18.78
A.S.Rollins	73	67	6	1139	126*	18.67
J.W.Cook	20	20	0	257	47	12.85
T.M.B.Bailey	10	2	0	22	12	11.00
J.P.Taylor	134	51	22	270	24	9.31
L.C.Weekes	7	4	2	12	10*	6.00
M.R.Strong	13	9	4	24	11	4.80
D.M.Cousins	57	25	10	69	18	4.60

SABRES

Name	M	I	NO	Runs	HS	Avge
P.D.Bowler	205	198	19	6042	138*	33.75
J.Cox	38	38	0	1217	110	32.02
M.E.Trescothick	82	73	10	1708	110	27.11
I.D.Blackwell	48	45	5	1070	97	26.75
M.N.Lathwell	119	116	5	2924	117	26.34
G.D.Rose	205	177	34	3682	148	25.74
P.C.L.Holloway	94	84	16	1742	117	25.61
K.A.Parsons	97	80	15	1631	69	25.09
R.J.Turner	117	102	30	1576	67	21.88
M.Burns	104	97	9	1906	115*	21.65
M.J.Wood	2	2	0	42	29	21.00
K.P.Dutch	73	64	16	842	58	17.54
J.I.D.Kerr	69	46	13	431	56	13.06
P.D.Trego	8	6	1	58	21	11.60
R.L.Johnson	87	60	16	504	29	11.45
P.S.Jones	56	29	15	122	27	8.71

2001 NORWICH UNION LEAGUE BOWLING AVERAGES

STEELBACKS

Name	O	M	R	Wkts	Avge	Best
M.R.Strong	47.2	2	309	12	25.75	4-28
J.F.Brown	85	3	351	12	29.25	3-25
K.J.Innes	41	4	237	8	29.62	3-60
A.L.Penberthy	90.3	7	416	12	34.66	3-43
J.P.Taylor	60	4	235	6	39.16	2-28
L.C.Weekes	58	3	320	7	45.71	3-34
G.P.Swann	39.1	1	218	4	54.50	2-35
D.M.Cousins	43	2	226	4	56.50	3-34
M.E.Cassar	1.3	0	11	0	-	-
A.J.Swann	2	0	16	0	-	-

SABRES

Name	O	M	R	Wkts	Avge	Best
I.Jones	2	0	14	3	4.66	3-14
P.S.Jones	87.5	6	417	19	21.94	4-40
P.D.Trego	15	1	81	3	27.00	1-9
I.D.Blackwell	51.1	2	233	8	29.12	3-16
R.L.Johnson	48	4	246	7	35.14	3-51
J.I.D.Kerr	57	2	322	8	40.25	2-55
K.P.Dutch	67	1	316	7	45.14	2-22
J.O.Grove	63	2	333	6	55.50	2-40
K.A.Parsons	24	0	117	2	58.50	2-32
G.D.Rose	1	0	2	0	-	-
M.Burns	5	0	25	0	-	-

CAREER ONE-DAY LEAGUE BOWLING AVERAGES

STEELBACKS

Name	Balls	Runs	Wkts	Avge	Best
D.M.Cousins	2469	1874	75	24.98	3-18
J.F.Brown	1119	755	29	26.03	4-26
M.E.Cassar	905	792	30	26.40	4-29
G.P.Swann	1491	1250	45	27.77	5-35
A.L.Penberthy	5340	4395	158	27.81	5-29
K.J.Innes	1254	1159	41	28.26	4-36
J.P.Taylor	5813	4417	148	29.84	4-41
M.R.Strong	542	544	16	34.00	4-28
L.C.Weekes	348	320	7	45.71	3-34
A.S.Rollins	12	15	0	-	-
A.J.Swann	12	16	0	-	-

SABRES

Name	Balls	Runs	Wkts	Avge	Best
I.Jones	55	67	4	16.75	3-14
P.S.Jones	2455	2064	91	22.68	5-23
K.P.Dutch	2425	1897	75	25.29	5-35
M.E.Trescothick	978	823	31	26.54	4-50
J.Cox	96	82	3	27.33	3-28
M.Burns	825	768	27	28.44	4-39
I.D.Blackwell	1431	1090	38	28.68	4-36
J.I.D.Kerr	2557	2330	78	29.87	4-28
G.D.Rose	8060	5936	198	29.97	4-26
R.L.Johnson	3554	3033	91	33.32	4-45
K.A.Parsons	2244	1834	49	37.42	3-21
P.D.Bowler	308	323	8	40.37	3-31
J.O.Grove	378	333	6	55.50	2-40

NORTHAMPTONSHIRE STEELBACKS versus SOMERSET SABRES

MATCH PREVIEW

Northamptonshire Steelbacks know that they have their work cut out if they are to avoid slipping out of the Norwich Union League First Division.

With time rapidly running out, the Steelbacks remain rooted in the bottom three, with only the sorry efforts of Surrey Lions preventing them from propping up the rest of the table.

Mike Hussey is the only Steelbacks batsman who has performed with any degree of consistency this season, while their bowlers have proved to be too expensive and generous to opponents.

Somerset Sabres have Peter Bowler to thank for giving them a fighting chance of beating the drop after back-to-back wins over Leicestershire Foxes and the Lions.

Opening batsman Bowler plundered 104 from 128 balls against the league leaders, and then followed that up with an equally impressive 86 against the Lions' attack which featured Pakistan spinner Saqlain Mushtaq.

LAST 3 ONE-DAY LEAGUE MEETINGS

19th September 1999
Taunton: Sabres 4 pts beat Steelbacks 0 pts by 29 runs Sabres 209 for 9 (25 overs) (P.C.L.Holloway 54, M.E.Trescothick 43); Steelbacks 180 for 8 (23 overs) (G.P.Swann 57, R.J.Warren 37, P.S.Jones 3-33)

21st May 2000
Taunton: Sabres 4 pts beat Steelbacks 0 pts by 4 wickets Steelbacks 240 (44.4 overs) (G.P.Swann 57, M.L.Hayden 47, D.J.G.Sales 30, D.Ripley 30, P.S.Jones 4-36); Sabres 243 for 6 (42.1 overs) (M.E.Trescothick 68, K.A.Parsons 54*, I.D.Blackwell 45*)

18th June 2000
Northampton: Steelbacks 4 pts beat Sabres 0 pts by 22 runs Steelbacks 251 for 8 (45 overs) (D.J.G.Sales 72, M.B.Loye 54, M.L.Hayden 39, M.E.Trescothick 4-50); Sabres 229 (44.1 overs) (P.D.Bowler 69, M.E.Trescothick 34, A.R.K.Pierson 31*)

LEADING CATCHES (2001)

STEELBACKS	SABRES		
V.J.Wells	6	K.P.Dutch	6
T.R.Ward	4	P.D.Bowler	4
D.I.Stevens	4	K.A.Parsons	2
D.J.Marsh	3	J.Cox	2
S.A.J.Boswell	3	M.Burns	2
B.F.Smith	3	P.S.Jones	2

ALL TIME HIGHEST TEAM SCORES

STEELBACKS	SABRES		
306 for 2	v Lions	360 for 3	v Glamorgan
298 for 2	v Bears	319 for 4	v Notts
290 for 6	v Lightning	295 for 7	v Spitfires



Norwich Union League Division One – Thursday, August 30th at Whitgift School

2001 NORWICH UNION LEAGUE BATTING AVERAGES

LIONS

Name	M	I	NO	Runs	HS	Avge
B.C.Holloioake	10	10	3	337	70*	48.14
M.R.Ramprakash	6	6	1	214	85*	42.80
A.D.Brown	9	9	1	288	111*	36.00
A.J.Holloioake	11	11	0	324	70	29.45
J.J.Porter	1	1	0	23	23	23.00
I.J.Ward	6	6	0	118	51	19.66
M.A.Butcher	6	6	1	92	55	18.40
G.J.Batty	8	7	1	80	30	13.33
M.P.Bicknell	9	7	2	63	23*	12.60
A.J.Tudor	4	3	0	37	21	12.33
G.P.Butcher	7	6	1	61	17	12.20
N.Shahid	11	11	0	123	43	11.18
J.N.Batty	11	9	2	72	21*	10.28
Saqlain Mushtaq	8	8	1	66	38*	9.42
I.D.K.Salisbury	3	2	0	15	13	7.50
M.A.Carberry	3	3	0	10	5	3.33

BEARS

Name	M	I	NO	Runs	HS	Avge
D.P.Ostler	6	6	2	320	134*	80.00
D.R.Brown	10	7	0	243	73	34.71
K.J.Piper	9	3	2	30	17	30.00
T.L.Penney	10	8	3	146	35	29.20
M.J.Powell	10	8	0	228	78	28.50
M.A.Wagh	7	6	1	127	70*	25.40
N.V.Knight	7	6	1	119	47	23.80
V.C.Drakes	7	3	2	21	9	21.00
A.F.Giles	5	5	3	27	23	13.50
N.M.K.Smith	8	6	0	58	32	9.66
D.L.Hemp	7	5	0	43	23	8.60
N.M.Carter	4	2	0	13	13	6.50
M.A.Sheikh	10	3	3	12	12*	-
A.Richardson	1	0	0	0	0	-
T.Frost	1	0	0	0	0	-
C.E.Dagnall	8	0	0	0	0	-

CAREER ONE-DAY LEAGUE BATTING AVERAGES

LIONS

Name	M	I	NO	Runs	HS	Avge
M.R.Ramprakash	167	159	28	5334	147*	40.71
A.D.Brown	160	155	5	4649	203	30.99
A.J.Stewart	182	166	17	4606	125	30.91
A.J.Holloioake	123	112	14	2626	111	26.79
I.J.Ward	60	57	8	1313	91	26.79
N.Shahid	109	96	14	1919	109*	23.40
J.J.Porter	1	1	0	23	23	23.00
B.C.Holloioake	63	55	6	1090	70*	22.24
M.A.Butcher	89	76	14	1351	85*	21.79
G.P.Butcher	49	40	8	548	47	17.12
G.J.Batty	18	17	4	213	37	16.38
M.P.Bicknell	176	88	42	677	57*	14.71
J.N.Batty	47	35	9	344	40	13.23
I.D.K.Salisbury	131	87	22	805	48*	12.38
Saqlain Mushtaq	35	23	7	165	38*	10.31
A.J.Tudor	28	20	4	162	29*	10.12

BEARS

Name	M	I	NO	Runs	HS	Avge
D.P.Ostler	159	149	22	4100	134*	32.28
N.V.Knight	119	108	15	2954	134	31.76
T.L.Penney	141	123	41	2310	83*	28.17
M.J.Powell	29	24	3	566	78	26.95
N.M.K.Smith	192	161	20	3143	111*	22.29
D.R.Brown	113	94	13	1679	78*	20.72
M.A.Wagh	13	12	1	223	70*	20.27
D.L.Hemp	105	91	10	1586	83*	19.58
A.F.Giles	81	53	11	766	57	18.23
K.J.Piper	118	60	33	475	38*	17.59
V.C.Drakes	45	35	8	415	40	15.37
T.Frost	23	9	3	88	22*	14.66
M.A.Sheikh	29	14	6	98	36	12.25
A.Richardson	7	2	1	11	11*	11.00
N.M.Carter	4	2	0	13	13	6.50
C.E.Dagnall	13	1	0	1	1	1.00

2001 NORWICH UNION LEAGUE BOWLING AVERAGES

LIONS

Name	O	M	R	Wkts	Avge	Best
G.J.Batty	31.3	1	154	8	19.25	4-36
A.J.Tudor	34	6	136	7	19.42	4-36
A.J.Holloioake	39.4	1	205	10	20.50	3-56
M.P.Bicknell	68	8	250	12	20.83	3-20
B.C.Holloioake	66	4	343	16	21.43	3-24
C.G.Greenidge	20	2	112	5	22.40	2-17
E.S.H.Giddins	79.5	11	375	11	34.09	3-31
G.P.Butcher	16	0	94	2	47.00	1-23
T.J.Murtagh	19	0	111	2	55.50	1-41
Saqlain Mushtaq	62	3	304	3	101.33	2-36
I.D.K.Salisbury	20	0	103	1	103.00	1-42
A.D.Brown	2	0	14	0	-	-

BEARS

Name	O	M	R	Wkts	Avge	Best
A.Richardson	7.4	3	17	3	5.66	3-17
N.M.Carter	29	2	119	7	17.00	3-28
D.R.Brown	79.4	12	362	19	19.05	3-14
N.M.K.Smith	48.4	1	223	9	24.77	3-19
C.E.Dagnall	61	7	204	8	25.50	2-18
A.F.Giles	45	1	228	8	28.50	2-41
V.C.Drakes	61.4	11	239	7	34.14	3-35

CAREER ONE-DAY LEAGUE BOWLING AVERAGES

LIONS

Name	Balls	Runs	Wkts	Avge	Best
A.J.Holloioake	3930	3675	172	21.36	5-29
A.J.Tudor	1082	848	38	22.31	4-26
B.C.Holloioake	2248	1872	79	23.69	5-10
M.P.Bicknell	7537	5258	214	24.57	7-30
Saqlain Mushtaq	1540	1086	42	25.85	3-12
M.R.Ramprakash	502	448	15	29.86	5-38
A.D.Brown	233	212	7	30.28	3-39
E.S.H.Giddins	4469	3533	114	30.99	4-23
I.D.K.Salisbury	4872	4045	117	34.57	5-30
G.J.Batty	579	489	12	40.75	4-36
M.A.Butcher	1717	1571	37	42.45	3-23
C.G.Greenidge	434	403	9	44.77	2-17
G.P.Butcher	815	936	18	52.00	4-32

BEARS

Name	Balls	Runs	Wkts	Avge	Best
N.M.Carter	174	119	7	17.00	3-28
C.E.Dagnall	618	346	20	17.30	4-34
A.F.Giles	2993	2171	107	20.28	5-36
A.Richardson	295	211	10	21.10	3-17
D.R.Brown	3916	2922	123	23.75	4-42
M.J.Powell	180	147	6	24.50	2-13
M.A.Sheikh	1287	804	31	25.93	3-17
N.M.K.Smith	6151	4696	181	25.94	6-33
D.L.Hemp	74	86	3	28.66	2-43
V.C.Drakes	2008	1612	55	29.30	5-31
N.V.Knight	84	85	2	42.50	1-14
T.L.Penney	6	2	0	-	-
D.P.Ostler	6	4	0	-	-

SURREY LIONS versus WARWICKSHIRE BEARS

MATCH PREVIEW

Surrey Lions would be well advised to start planning for life back in Division Two of the Norwich Union League after their defeat at the hands of Somerset Sabres under the lights at Taunton.

Adam Holloioake's talented side have under-achieved throughout the summer and are now 12 points away from a position of safety, with only four games of the season left.

Having won the toss against the Sabres, the Lions batted first and posted a score of 237 for six from their 45 overs. But Jamie Cox's side were rarely troubled as they coasted to a four-wicket win with four overs to spare.

The Bears already have the upper hand over Holloioake's men, having recorded a three-wicket win at Edgbaston when the two sides met earlier in the summer.

Another dismal batting display by the Lions saw them dismissed for 136, a score which Michael Powell's side reached in 37.3 overs.

Dougie Brown will be looking for another good performance against the Lions, having taken three for 14, and then notching a match-winning score of 63 in Birmingham.

LAST 3 ONE-DAY LEAGUE MEETINGS

23rd June 2000

Birmingham: Bears 0 pts lost to Lions 4 pts by 7 wickets Bears 162 for 7 (45 overs) (N.V.Knight 82); Lions 166 for 3 (41.1 overs) (A.J.Stewart 72*, A.D.Brown 45)

9th August 2000

Whitgift School: Lions 4 pts beat Bears 0 pts by 103 runs Lions 211 for 9 (45 overs) (G.P.Thorpe 62, N.Shahid 32, A.A.Donald 3-40); Bears 108 (30 overs) (T.L.Penney 35)

29th July 2001

Birmingham: Bears 4 pts beat Lions 0 pts by 3 wickets Lions 136 (42.2 overs) (B.C.Holloioake 52*, D.R.Brown 3-14, V.C.Drakes 3-35); Bears 137 for 7 (37.3 overs) (D.R.Brown 63, T.L.Penney 35)

LEADING CATCHES (2001)

LIONS

A.D.Brown	4
E.S.H.Giddins	4
A.J.Holloioake	4
C.G.Greenidge	3
B.C.Holloioake	2
I.D.K.Salisbury	1

BEARS

D.P.Ostler	6
T.L.Penney	5
D.R.Brown	3
M.A.Sheikh	3
N.V.Knight	2
M.J.Powell	2

ALL TIME HIGHEST TEAM SCORES

LIONS

375 for 4	v Phoenix
344 for 5	v Hawks
330 for 6	v Dynamos

BEARS

301 for 6	v Eagles
300 for 9	v Lions
294 for 6	v Outlaws



Norwich Union League Division Two – Monday, August 26th at Colchester

2001 NORWICH UNION LEAGUE BATTING AVERAGES

EAGLES

Name	M	I	NO	Runs	HS	Avge
B.J.Hyam	2	2	1	39	30*	39.00
S.G.Law	7	7	0	240	108	34.28
A.P.Grayson	11	11	1	300	52	30.00
R.C.Irani	11	11	1	280	108*	28.00
S.D.Peters	10	10	1	227	66	25.22
J.S.Foster	9	9	2	175	56*	25.00
R.S.Clinton	4	4	0	83	56	20.75
D.D.J.Robinson	11	11	0	175	40	15.90
G.R.Napier	7	7	0	111	73	15.85
N.Hussain	2	2	0	28	21	14.00
P.J.Prichard	1	1	0	13	13	13.00
A.P.Cowan	11	11	0	126	31	11.45
T.J.Mason	8	6	3	33	12	11.00
J.E.Bishop	8	6	2	28	14	7.00
R.S.G.Anderson	5	5	0	35	22	7.00
M.C.Ilott	4	3	2	5	3*	5.00

LIGHTNING

Name	M	I	NO	Runs	HS	Avge
N.H.Fairbrother	8	8	2	260	101	43.33
G.D.Lloyd	6	6	0	202	56	33.66
J.P.Crawley	9	9	1	230	63	28.75
G.Yates	3	3	2	28	16	28.00
M.A.Atherton	4	4	0	107	62	26.75
J.C.Scuderi	8	8	0	193	56	24.12
G.Chapple	3	3	0	55	42	18.33
A.Flintoff	9	9	0	160	45	17.77
C.P.Schofield	9	8	3	84	20	16.80
J.Wood	7	4	2	33	19*	16.50
W.K.Hegg	8	7	2	71	26	14.20
J.J.Haynes	1	1	0	11	11	11.00
M.J.Chilton	6	5	0	45	34	9.00
P.J.Martin	6	3	1	14	6	7.00
G.Keedy	1	1	0	2	2	2.00
M.Muralitharan	5	1	0	1	1	1.00

CAREER ONE-DAY LEAGUE BATTING AVERAGES

EAGLES

Name	M	I	NO	Runs	HS	Avge
S.G.Law	78	77	4	2611	126	35.76
N.Hussain	145	134	18	3692	114	31.82
W.I.Jefferson	4	4	0	119	65	29.75
R.C.Irani	124	118	16	2666	108*	26.13
P.J.Prichard	197	178	10	4328	107	25.76
J.S.Foster	15	15	5	256	56*	25.60
D.D.J.Robinson	83	82	8	1860	129*	25.13
R.S.Clinton	4	4	0	83	56	20.75
A.P.Grayson	137	114	17	1901	69*	19.59
S.D.Peters	53	47	3	781	73*	17.75
G.R.Napier	31	25	0	411	78	16.44
B.J.Hyam	32	22	5	216	37	12.70
A.P.Cowan	74	58	14	511	40*	11.61
M.C.Ilott	122	75	27	522	56*	10.87
J.E.Bishop	11	9	4	46	16*	9.20
T.J.Mason	63	42	17	221	21*	8.84

LIGHTNING

Name	M	I	NO	Runs	HS	Avge
N.H.Fairbrother	245	228	58	6831	116*	40.18
M.A.Atherton	107	104	8	3508	111	36.54
G.D.Lloyd	175	160	27	4056	134	30.49
J.P.Crawley	107	104	7	2639	100	27.20
A.Flintoff	50	49	2	1173	143	24.95
W.K.Hegg	209	126	50	1544	52	20.31
C.P.Schofield	23	19	5	242	34	17.28
I.D.Austin	194	117	47	1177	48	16.81
G.Yates	104	47	24	374	38	16.26
G.Chapple	99	43	14	434	56	14.96
M.J.Chilton	26	24	1	332	44	14.43
J.C.Scuderi	9	7	1	85	42	14.16
M.Muralitharan	12	2	1	14	13*	14.00
R.C.Driver	10	10	0	131	52	13.10
J.J.Haynes	4	2	0	23	12	11.50
P.J.Martin	119	35	18	191	35*	11.23

2001 NORWICH UNION LEAGUE BOWLING AVERAGES

EAGLES

Name	O	M	R	Wkts	Avge	Best
G.R.Napier	10.2	0	45	6	7.50	6-29
A.P.Grayson	84	3	388	12	32.33	3-29
A.P.Cowan	92.5	7	423	13	32.53	5-14
A.C.McGarry	12	0	71	2	35.50	1-26
R.C.Irani	80.1	9	394	11	35.81	3-51
J.E.Bishop	58	1	326	8	40.75	2-33
A.J.Clarke	26	0	176	4	44.00	2-39
M.C.Ilott	28	0	189	3	63.00	3-20
R.S.G.Anderson	33.4	1	159	2	79.50	1-5
T.J.Mason	35.2	0	183	1	183.00	1-47
T.J.Phillips	5	1	12	0	-	-

LIGHTNING

Name	O	M	R	Wkts	Avge	Best
J.C.Scuderi	25	2	92	6	15.33	3-28
M.Muralitharan	40	10	92	5	18.40	2-24
C.P.Schofield	50.5	1	272	14	19.42	4-41
A.Flintoff	51.5	4	239	12	19.91	3-16
G.Chapple	67.5	3	286	13	22.00	3-29
P.J.Martin	48.5	4	216	7	30.85	2-24
I.D.Austin	6.5	1	32	1	32.00	1-32
G.Keedy	4	0	37	1	37.00	1-37
J.Wood	51	7	244	6	40.66	2-20
M.P.Smethurst	13	4	51	1	51.00	1-9
G.Yates	23	2	88	1	88.00	1-20

CAREER ONE-DAY LEAGUE BOWLING AVERAGES

EAGLES

Name	Balls	Runs	Wkts	Avge	Best
G.R.Napier	272	231	13	17.76	6-29
R.C.Irani	4412	3374	139	24.27	5-33
D.D.J.Robinson	17	26	1	26.00	1-7
M.C.Ilott	5126	3892	147	26.47	4-15
A.P.Cowan	3210	2445	86	28.43	5-14
A.P.Grayson	4598	4007	124	32.31	4-25
A.C.McGarry	174	134	4	33.50	2-20
T.J.Phillips	78	68	2	34.00	2-56
S.G.Law	904	791	22	35.95	4-37
J.E.Bishop	390	379	9	42.11	2-33
A.J.Clarke	156	176	4	44.00	2-39
T.J.Mason	1910	1674	34	49.23	4-12
R.S.G.Anderson	606	509	7	72.71	3-32

LIGHTNING

Name	Balls	Runs	Wkts	Avge	Best
M.Muralitharan	578	280	15	18.66	3-12
A.Flintoff	1181	868	43	20.18	4-24
P.J.Martin	4765	3407	150	22.71	5-21
J.C.Scuderi	330	257	10	25.70	3-28
M.J.Chilton	180	182	7	26.00	3-41
I.D.Austin	8087	5789	217	26.67	5-56
C.P.Schofield	898	743	27	27.51	4-41
G.Chapple	3971	3089	111	27.82	6-25
G.Yates	3684	3018	99	30.48	4-34
G.Keedy	400	361	11	32.81	5-30
M.A.Atherton	216	248	7	35.42	3-33
J.Wood	3387	2761	72	38.34	4-17
R.C.Driver	36	42	1	42.00	1-17

ESSEX EAGLES versus LANCASHIRE LIGHTNING

MATCH PREVIEW

Bottom side Essex Eagles will be desperate to shake off their thrashing at the hands of Glamorgan Dragons as they take on Lancashire Lightning at Colchester.

The Eagles crashed to a 178-run defeat in their last Norwich Union League outing at Cardiff and Ronnie Irani's men will be anxious to make amends and pull away from the foot of the table.

Australian Stuart Law hit a century the last time the two sides met at Old Trafford but his effort ultimately proved in vain as the Lightning triumphed by 37 runs.

For the Lightning, the game is the first of a run of three Second Division fixtures in five days.

The pre-season title favourites have failed to perform to their own high standards this season but still have time to salvage some pride.

The Eagles will certainly not have forgotten Andy Flintoff's contribution when the sides met at Chelmsford two years ago, his sensational match-winning 143 took a mere 66 balls.

LAST 3 ONE-DAY LEAGUE MEETINGS

25th April 1999
Chelmsford: Eagles 0 pts lost to Lightning 4 pts by 3 runs Lightning 301 for 6 (45 overs) (A.Flintoff 143, J.P.Crawley 84); Eagles 298 (45 overs) (R.J.Rollins 87, S.G.Law 55, P.J.Prichard 45, M.J.Chilton 3-41, A.Flintoff 3-60)

3rd July 1999
Manchester: Lightning 4 pts beat Eagles 0 pts by 7 wickets Eagles 168 (44.2 overs) (R.C.Irani 64, S.G.Law 44, I.D.Austin 4-15, P.J.Martin 3-27); Lightning 171 for 3 (35.5 overs) (A.Flintoff 52*, N.H.Fairbrother 50*, J.P.Crawley 34)

23rd Jun 2001
Old Trafford: Lightning 4 pts beat Eagles 0 pts by 37 runs Lightning 254 for 6 (45 overs) (N.H.Fairbrother 101, J.P.Crawley 63, R.C.Irani 3-51); Eagles 217 (41.4 overs) (S.G.Law 108, R.C.Irani 37, C.P.Schofield 4-41)

LEADING CATCHES (2001)

EAGLES

A.P.Grayson	5
R.C.Irani	5
S.G.Law	3
J.E.Bishop	3
S.D.Peters	3
A.P.Cowan	3

LIGHTNING

J.P.Crawley	7
M.A.Atherton	6
N.H.Fairbrother	4
M.J.Chilton	2
A.Flintoff	2
M.P.Smethurst	1

ALL TIME HIGHEST TEAM SCORES

EAGLES

310 for 5	v Dragons
306 for 2	v Outlaws
303 for 7	v Gladiators

LIGHTNING

301 for 6	v Eagles
300 for 7	v Foxes
276 for 6	v Scorpions



Norwich Union League Division Two – Sunday, August 26th at Lord's

2001 NORWICH UNION LEAGUE BATTING AVERAGES

CRUSADERS

Name	M	I	NO	Runs	HS	Avge
A.J.Strauss	9	9	0	250	55	27.77
D.C.Nash	8	8	2	145	57*	24.16
B.L.Hutton	8	8	0	187	77	23.37
P.N.Weekes	9	9	0	204	55	22.66
O.A.Shah	7	7	1	116	52*	19.33
R.M.S.Weston	8	8	1	135	80*	19.28
S.P.Fleming	7	7	0	105	28	15.00
J.W.M.Dalrymple	4	4	2	30	15*	15.00
A.R.C.Fraser	5	3	1	29	17	14.50
M.A.Roseberry	6	6	0	85	35	14.16
J.P.Hewitt	4	4	2	24	11*	12.00
D.Alleyne	1	1	0	8	8	8.00
C.B.Keegan	9	8	3	40	11*	8.00
T.F.Bloomfield	5	3	1	5	2	2.50
E.C.Joyce	1	1	0	2	2	2.00
S.J.Cook	6	5	0	7	6	1.40

DRAGONS

Name	M	I	NO	Runs	HS	Avge
M.P.Maynard	10	10	4	255	87*	42.50
K.Newell	10	10	1	370	97	41.11
R.D.B.Croft	9	9	0	362	92	40.22
I.J.Thomas	3	3	0	110	53	36.66
J.P.Maher	9	9	0	288	94	32.00
M.J.Powell	10	10	4	183	46	30.50
A.Dale	10	6	1	137	52*	27.40
S.D.Thomas	10	6	3	75	25*	25.00
S.P.James	7	6	1	112	52*	22.40
A.D.Shaw	3	2	1	15	9*	15.00
A.W.Evans	1	1	0	4	4	4.00
D.A.Cosker	8	2	0	7	5	3.50
S.L.Watkin	7	2	0	5	3	2.50
O.T.Parkin	7	2	1	2	2*	2.00
A.P.Davies	4	1	1	10	10*	-
A.G.Wharf	2	0	0	0	0	-

CAREER ONE-DAY LEAGUE BATTING AVERAGES

CRUSADERS

Name	M	I	NO	Runs	HS	Avge
E.C.Joyce	7	7	3	132	40*	33.00
M.A.Roseberry	151	145	17	4018	119*	31.39
O.A.Shah	68	64	8	1531	134	27.33
P.N.Weekes	160	136	17	2910	119*	24.45
B.L.Hutton	23	18	2	359	77	22.43
D.C.Nash	47	36	7	597	57*	20.58
A.J.Strauss	32	31	2	577	90	19.89
R.M.S.Weston	36	35	3	599	80*	18.71
D.Alleyne	13	13	0	200	58	15.38
S.P.Fleming	7	7	0	105	28	15.00
J.W.M.Dalrymple	5	4	2	30	15*	15.00
J.P.Hewitt	58	34	13	268	32*	12.76
A.R.C.Fraser	186	77	35	489	33	11.64
S.J.Cook	35	26	3	214	28*	9.30
C.B.Keegan	9	8	3	40	11*	8.00
T.F.Bloomfield	27	9	4	36	15	7.20

DRAGONS

Name	M	I	NO	Runs	HS	Avge
S.P.James	138	133	17	3889	107	33.52
M.P.Maynard	221	213	20	6196	132	32.10
J.P.Maher	9	9	0	288	94	32.00
I.J.Thomas	7	7	0	210	53	30.00
A.Dale	170	149	20	3643	82	28.24
M.J.Powell	57	55	10	1114	86	24.75
K.Newell	80	71	5	1531	97	23.19
R.D.B.Croft	146	119	27	2078	92	22.58
A.W.Evans	36	31	5	545	108	20.96
A.G.Wharf	34	20	8	217	38*	18.08
A.D.Shaw	55	38	9	436	48	15.03
S.D.Thomas	67	49	9	500	38*	12.50
A.P.Davies	14	8	4	37	18	9.25
D.A.Cosker	49	25	8	157	27*	9.23
S.L.Watkin	158	66	24	270	31*	6.42
O.T.Parkin	62	24	10	43	6	3.07

2001 NORWICH UNION LEAGUE BOWLING AVERAGES

CRUSADERS

Name	O	M	R	Wkts	Avge	Best
A.R.C.Fraser	44	7	116	11	10.54	3-13
J.W.M.Dalrymple	21.3	2	90	6	15.00	4-14
C.B.Keegan	70.5	5	319	19	16.78	5-17
B.L.Hutton	44	2	188	8	23.50	5-45
J.P.Hewitt	22	2	108	3	36.00	1-16
P.N.Weekes	75	5	295	8	36.87	3-28
P.C.R.Tufnell	17.2	1	85	2	42.50	1-36
S.J.Cook	42	4	176	4	44.00	2-33
T.F.Bloomfield	43	9	123	1	123.00	1-48

DRAGONS

Name	O	M	R	Wkts	Avge	Best
A.P.Davies	34	4	129	13	9.92	5-39
A.G.Wharf	16	1	76	5	15.20	3-23
A.Dale	47.2	1	189	10	18.90	3-22
R.D.B.Croft	66.2	5	209	10	20.90	3-31
K.Newell	4	0	23	1	23.00	1-12
D.A.Cosker	58	5	260	11	23.63	3-40
S.D.Thomas	59.1	4	287	12	23.91	2-16
O.T.Parkin	50.5	5	272	9	30.22	3-39
S.L.Watkin	58	8	239	4	59.75	2-26

CAREER ONE-DAY LEAGUE BOWLING AVERAGES

CRUSADERS

Name	Balls	Runs	Wkts	Avge	Best
C.B.Keegan	425	319	19	16.78	5-17
J.W.M.Dalrymple	171	127	7	18.14	4-14
S.J.Cook	1501	1067	42	25.40	3-16
A.R.C.Fraser	8316	5354	209	25.61	5-32
P.C.R.Tufnell	1652	1277	47	27.17	5-28
P.N.Weekes	5571	4630	170	27.23	4-26
B.L.Hutton	450	384	14	27.42	5-45
J.P.Hewitt	2055	1526	55	27.74	4-24
T.F.Bloomfield	1122	801	22	36.40	2-8
O.A.Shah	151	176	3	58.66	1-4
M.A.Roseberry	4	7	0	-	-

DRAGONS

Name	Balls	Runs	Wkts	Avge	Best
A.P.Davies	574	410	25	16.40	5-39
S.D.Thomas	2472	2075	85	24.41	7-16
O.T.Parkin	2726	2127	87	24.44	5-28
S.L.Watkin	7003	5004	187	26.75	5-23
D.A.Cosker	2112	1732	56	30.92	3-18
R.D.B.Croft	6124	4438	141	31.47	6-20
A.Dale	5297	4532	142	31.91	6-22
K.Newell	1139	947	29	32.65	5-33
A.G.Wharf	1342	1081	28	38.60	3-23
M.P.Maynard	64	64	1	64.00	1-13

MIDDLESEX CRUSADERS versus GLAMORGAN DRAGONS

MATCH PREVIEW

Glamorgan Dragons will put their Norwich Union League promotion credentials to the test as they begin a crucial run of three games in four days at Middlesex Crusaders.

The third-placed Dragons are in a strong position just four points behind leaders Durham Dynamos with two games in hand, but cannot afford to slip up now.

The Dragons go into the game in red-hot form after four successive victories, the last of them being a 178-run thrashing of Second Division basement side Essex Eagles.

Medium pacer Andrew Davies grabbed most of the limelight with a superb five for nine and the Crusaders will need to deal with the lively 24-year-old.

The Crusaders have endured a far more disappointing season, with just two wins under their belt going into the Lord's encounter.

But Angus Fraser's men are unbeaten in their last two games after a win over fellow strugglers Lancashire Lightning and the abandonment of the clash with Worcestershire Royals.

LAST 3 ONE-DAY LEAGUE MEETINGS

19th September 1999

Cardiff: Dragons 0 pts lost to Crusaders 4 pts by 5 wickets Dragons 99 (31.2 overs) (M.J.Powell 35, K.P.Dutch 3-13, S.J.Cook 3-16); Crusaders 100 for 5 (29 overs)

4th June 2000

Lord's: Crusaders 2 pts tied with Dragons 2 pts Crusaders 185 for 9 (45 overs) (P.N.Weekes 43, M.A.Roseberry 41); Dragons 185 for 9 (44 overs) (S.P.James 54*)

17th September 2000

Cardiff: Dragons 0 pts lost to Crusaders 4 pts by 6 wickets Dragons 191 for 9 (42 overs) (M.J.Powell 86, A.Dale 32, A.W.Laraman 6-42); Crusaders 193 for 4 (42 overs) (J.L.Langer 76*, A.J.Strauss 40, M.R.Ramprakash 34)

LEADING CATCHES (2001)

CRUSADERS

P.N.Weekes	7
O.A.Shah	3
R.M.S.Weston	3
B.L.Hutton	3
M.A.Roseberry	2
C.B.Keegan	2

DRAGONS

M.J.Powell	6
D.A.Cosker	4
J.P.Maher	4
A.Dale	3
S.P.James	2
O.T.Parkin	2

ALL TIME HIGHEST

TEAM SCORES

CRUSADERS

290 for 6	v Royals
288 for 6	v Sharks
287 for 5	v Dragons

DRAGONS

294 for 4	v Lions
287 for 8	v Crusaders
285	v Eagles



Norwich Union League Division Two – Sunday, August 26th at Hove

2001 NORWICH UNION LEAGUE BATTING AVERAGES

SHARKS

Name	M	I	NO	Runs	HS	Avg
R.R.Montgomerie	10	10	0	482	108	48.20
M.W.Goodwin	10	10	0	323	87	32.30
C.J.Adams	7	7	1	166	61*	27.66
B.Zuiderent	10	9	0	202	65	22.44
R.S.C.Martin-Jenkins	5	4	2	44	26	22.00
W.J.House	10	10	1	196	39	21.77
M.J.G.Davis	9	6	1	64	27	12.80
M.H.Yardy	5	5	0	56	24	11.20
U.B.A.Rashid	6	6	2	41	28	10.25
R.J.Kirtley	10	6	2	39	11	9.75
M.J.Prior	10	8	1	50	25	7.14
B.V.Taylor	5	5	2	15	6	5.00
M.A.Robinson	10	6	4	7	4	3.50
P.A.Cottey	1	1	0	0	0	0.00
J.D.Lewry	2	1	0	0	0	0.00

DYNAMOS

Name	M	I	NO	Runs	HS	Avg
N.Peng	10	10	1	362	121	40.22
J.A.Daley	2	2	1	38	30	38.00
M.L.Love	10	10	1	341	89	37.88
A.Pratt	10	8	2	223	86	37.16
J.J.B.Lewis	10	9	2	236	63*	33.71
P.D.Collingwood	8	8	0	257	84	32.12
M.A.Gough	8	6	2	115	35	28.75
D.R.Law	10	10	1	216	47	24.00
I.D.Hunter	5	4	1	47	21	15.66
M.P.Speight	5	5	1	59	30	14.75
N.G.Hatch	4	1	0	5	5	5.00
A.M.Davies	5	3	0	14	10	4.66
J.E.Brinkley	8	2	1	1	1*	1.00
G.D.Bridge	4	3	3	19	14*	-
N.C.Phillips	5	2	2	17	13*	-
S.J.Harmison	4	1	1	11	11*	-

CAREER ONE-DAY LEAGUE BATTING AVERAGES

SHARKS

Name	M	I	NO	Runs	HS	Avg
C.J.Adams	170	163	26	5291	163	38.62
R.R.Montgomerie	75	74	4	2352	108	33.60
M.W.Goodwin	10	10	0	323	87	32.30
P.A.Cottey	161	137	27	2790	92*	25.36
W.J.House	45	40	6	776	80*	22.82
B.Zuiderent	19	17	0	353	68	20.76
M.J.G.Davis	9	6	1	64	27	12.80
M.H.Yardy	6	5	0	56	24	11.20
R.J.Kirtley	70	33	18	166	17*	11.06
U.B.A.Rashid	44	28	4	241	34	10.04
R.S.C.Martin-Jenkins	52	35	3	294	44	9.18
B.V.Taylor	25	12	6	46	21*	7.66
M.J.Prior	10	8	1	50	25	7.14
J.D.Lewry	32	17	6	43	10*	3.90
M.A.Robinson	166	64	29	111	15*	3.17

DYNAMOS

Name	M	I	NO	Runs	HS	Avg
M.L.Love	10	10	1	341	89	37.88
J.A.Daley	48	44	9	1174	105	33.54
N.Peng	14	14	1	408	121	31.38
P.D.Collingwood	75	72	6	1874	86	28.39
J.J.B.Lewis	113	99	22	2175	102	28.24
M.P.Speight	157	145	8	3608	126	26.33
D.R.Law	96	83	13	1631	82	23.30
A.Pratt	20	17	5	274	86	22.83
M.A.Gough	16	13	3	223	36	22.30
N.C.Phillips	68	47	12	391	38*	11.17
N.Killeen	70	42	14	279	32	9.96
I.D.Hunter	23	13	4	84	21	9.33
S.J.Harmison	18	7	5	17	11*	8.50
N.G.Hatch	4	1	0	5	5	5.00
A.M.Davies	7	4	0	14	10	3.50
J.E.Brinkley	13	5	2	8	7	2.66

2001 NORWICH UNION LEAGUE BOWLING AVERAGES

SHARKS

Name	O	M	R	Wkts	Avg	Best
R.S.C.Martin-Jenkins	37	4	147	7	21.00	3-20
B.V.Taylor	43	4	182	8	22.75	3-29
C.J.Adams	19	0	116	4	29.00	2-49
R.J.Kirtley	84.4	8	357	12	29.75	2-29
M.A.Robinson	87	6	296	9	32.88	2-39
J.D.Lewry	18	2	78	2	39.00	1-37
M.H.Yardy	19	0	78	2	39.00	2-34
M.J.G.Davis	75	3	371	6	61.83	2-39
U.B.A.Rashid	42	1	234	3	78.00	1-45
W.J.House	7	0	36	0	-	-

DYNAMOS

Name	O	M	R	Wkts	Avg	Best
N.G.Hatch	31	3	127	7	18.14	3-26
N.C.Phillips	42	3	166	9	18.44	4-21
A.M.Davies	34	5	134	7	19.14	4-13
I.D.Hunter	30	4	152	7	21.71	3-47
P.D.Collingwood	47	1	204	7	29.14	3-21
D.R.Law	56.5	4	270	9	30.00	3-28
J.E.Brinkley	53.1	4	223	7	31.85	2-19
S.J.Harmison	23	1	128	4	32.00	3-31
M.A.Gough	53	3	247	7	35.28	2-27
G.D.Bridge	30	1	130	3	43.33	2-42
N.Killeen	17	0	73	1	73.00	1-37

CAREER ONE-DAY LEAGUE BOWLING AVERAGES

SHARKS

Name	Balls	Runs	Wkts	Avg	Best
R.J.Kirtley	2905	2283	101	22.60	4-21
J.D.Lewry	1330	1072	44	24.36	4-29
B.V.Taylor	1062	834	32	26.06	3-22
U.B.A.Rashid	1786	1402	53	26.45	5-24
C.J.Adams	824	768	27	28.44	5-16
W.J.House	434	349	11	31.72	3-34
R.S.C.Martin-Jenkins	2166	1479	46	32.15	3-20
M.A.Robinson	7343	5167	155	33.33	4-23
P.A.Cottey	509	523	15	34.86	4-56
M.H.Yardy	132	93	2	46.50	2-34
M.J.G.Davis	450	371	6	61.83	2-39

DYNAMOS

Name	Balls	Runs	Wkts	Avg	Best
A.M.Davies	288	193	12	16.08	4-13
N.G.Hatch	186	127	7	18.14	3-26
I.D.Hunter	936	714	28	25.50	4-29
N.Killeen	3061	2395	93	25.75	6-31
N.C.Phillips	2653	2127	73	29.13	4-13
D.R.Law	1899	1663	57	29.17	3-26
P.D.Collingwood	1433	1145	36	31.80	3-20
J.E.Brinkley	493	364	10	36.40	2-19
G.D.Bridge	180	130	3	43.33	2-42
S.J.Harmison	773	666	15	44.40	3-31
M.A.Gough	390	322	7	46.00	2-27
J.A.Daley	1	4	0	-	-

SUSSEX SHARKS versus DURHAM DYNAMOS

MATCH PREVIEW

Norwich Union League Second Division leaders Durham Dynamos will want to avoid any slip ups as they take on the Sussex Sharks at Hove.

The Dynamos lead the table by just two points from Worcestershire Royals with Glamorgan Dragons and Hampshire Hawks below them both firmly in the promotion picture.

Jon Lewis' men gave their promotion push a huge lift with victory over the Hawks last time out.

Australian Martin Love and England one-day batsman Paul Collingwood were both in outstanding form, scoring 89 and 84 respectively as the Dynamos won by 17 runs on the Duckworth/Lewis Method.

The Sharks have tended to blow hot and cold in the Norwich Union League this season and will not want to be reminded of their last encounter with the Dynamos.

Chris Adams' side managed just 144 runs at Riverside in July, largely due to Anthony Davies' four for 13, and the Dynamos cantered home by seven wickets.

LAST 3 ONE-DAY LEAGUE MEETINGS

13th June 1999
Hove: Sharks 4 pts beat Dynamos 0 pts by 7 wickets
Dynamos 161 (42.3 overs) (P.D.Collingwood 43);
Sharks 162 for 3 (25.5 overs) (M.J.Di Venuto 72*, C.J.Adams 64)

8th August 1999
Chester LS: Dynamos 0 pts lost to Sharks 4 pts by 8 wickets
Dynamos 134 (38.2 overs) (D.C.Boon 32, R.S.C.Martin-Jenkins 3-27); Sharks 135 for 2 (29.1 overs) (M.J.Di Venuto 72*, C.J.Adams 41)

22nd July 2001
Riverside: Dynamos 4 pts beat Sharks 0 pts by 7 wickets
Sharks 144 (44.3 overs) (R.R.Montgomerie 47, W.J.House 30, A.M.Davies 4-13); Dynamos 145 for 3 (34 overs) (M.L.Love 75*, P.D.Collingwood 34)

LEADING CATCHES (2001)

SHARKS

W.J.House	4
M.W.Goodwin	4
R.S.C.Martin-Jenkins	3
B.V.Taylor	3
R.J.Kirtley	3
C.J.Adams	2

DYNAMOS

M.L.Love	4
G.D.Bridge	3
N.C.Phillips	3
J.E.Brinkley	3
N.Peng	3
M.P.Speight	2


ALL TIME HIGHEST TEAM SCORES

SHARKS

312 for 8	v Hawks
310 for 9	v Lions
302 for 8	v Somerset

DYNAMOS

281 for 2	v Scorpions
275 for 4	v Sharks
266 for 6	v Steelbacks



Norwich Union League Division Two – Sunday, August 26th at New Road

2001 NORWICH UNION LEAGUE BATTING AVERAGES

ROYALS

Name	M	I	NO	Runs	HS	Avg
S.J.Rhodes	10	9	7	116	39*	58.00
S.R.Lampitt	11	7	6	45	27*	45.00
V.S.Solanki	11	11	1	425	91*	42.50
G.A.Hick	11	11	1	350	87	35.00
P.R.Pollard	5	5	0	153	62	30.60
W.P.C.Weston	7	7	0	199	134	28.42
D.A.Leatherdale	11	11	2	253	55*	28.11
D.J.Pipe	1	1	0	26	26	26.00
A.Singh	11	11	0	220	80	20.00
A.J.Bichel	11	9	1	114	36*	14.25
N.R.Boulton	3	3	0	22	20	7.33
M.J.Rawnsley	10	2	1	5	4*	5.00
Kabir Ali	7	2	0	10	6	5.00
A.Sheriyar	11	3	0	9	9	3.00
D.N.Catterall	1	1	0	0	0	0.00

HAWKS

Name	M	I	NO	Runs	HS	Avg
G.W.White	2	1	0	50	50	50.00
D.A.Kenway	9	9	1	366	93*	45.75
R.A.Smith	10	9	3	220	46	36.66
N.C.Johnson	10	10	1	256	105*	28.44
J.S.Laney	10	10	1	235	62*	26.11
L.R.Prittupaul	10	9	0	194	45	21.55
J.D.Francis	1	1	0	21	21	21.00
S.D.Udal	10	7	3	76	28*	19.00
C.T.Tremlett	8	6	3	50	15*	16.66
A.D.Mascarenhas	10	9	1	125	53*	15.62
W.S.Kendall	9	8	0	98	47	12.25
A.D.Mullally	7	2	1	5	5*	5.00
Z.C.Morris	3	3	1	7	7*	3.50
J.R.C.Hamblin	10	4	1	8	5	2.66
A.N.Aymes	1	1	1	9	9*	-

CAREER ONE-DAY LEAGUE BATTING AVERAGES

ROYALS

Name	M	I	NO	Runs	HS	Avg
G.A.Hick	211	202	34	7533	130	44.83
P.R.Pollard	125	114	10	3502	132*	33.67
V.S.Solanki	98	83	11	1898	120*	26.36
W.P.C.Weston	86	73	8	1541	134	23.70
D.J.Pipe	7	6	0	132	45	22.00
A.Singh	35	35	1	744	86	21.88
D.A.Leatherdale	168	142	23	2398	70*	20.15
S.J.Rhodes	255	164	50	2217	48*	19.44
S.R.Lampitt	191	117	42	1394	41*	18.58
A.J.Bichel	11	9	1	114	36*	14.25
N.R.Boulton	3	3	0	22	20	7.33
A.Sheriyar	65	20	11	63	19	7.00
D.N.Catterall	11	6	2	27	11*	6.75
Kabir Ali	18	9	4	24	7	4.80
M.J.Rawnsley	34	15	4	43	7	3.90

HAWKS

Name	M	I	NO	Runs	HS	Avg
R.A.Smith	208	200	25	6742	131	38.52
D.A.Kenway	40	36	1	1042	93*	29.77
N.C.Johnson	21	21	2	556	105*	29.26
J.S.Laney	74	74	2	1695	106*	23.54
L.R.Prittupaul	18	13	1	281	61	23.41
G.W.White	79	75	5	1600	76	22.85
A.N.Aymes	151	110	43	1511	60*	22.55
W.S.Kendall	62	56	8	1060	85*	22.08
J.D.Francis	1	1	0	21	21	21.00
C.T.Tremlett	13	8	4	80	30*	20.00
A.D.Mascarenhas	63	54	6	879	79	18.31
S.D.Udal	169	112	33	1183	78	14.97
A.D.Mullally	112	50	22	224	38	8.00
Z.C.Morris	3	3	1	7	7*	3.50
J.R.C.Hamblin	10	4	1	8	5	2.66

2001 NORWICH UNION LEAGUE BOWLING AVERAGES

ROYALS

Name	O	M	R	Wkts	Avg	Best
A.J.Bichel	87.2	17	310	21	14.76	5-21
Kabir Ali	45.5	6	210	13	16.15	4-22
S.R.Lampitt	88	10	315	17	18.52	4-37
G.A.Hick	23.4	1	114	6	19.00	3-41
D.A.Leatherdale	42.5	1	158	8	19.75	3-11
A.Sheriyar	83.2	9	378	17	22.23	3-23
M.J.Rawnsley	68	1	308	10	30.80	2-32
D.N.Catterall	4	0	31	0	-	-
V.S.Solanki	8	0	51	0	-	-

HAWKS

Name	O	M	R	Wkts	Avg	Best
C.T.Tremlett	61.3	7	224	17	13.17	3-15
A.D.Mullally	57	8	164	10	16.40	3-19
J.R.C.Hamblin	64	3	316	14	22.57	4-29
N.C.Johnson	42	0	206	8	25.75	2-13
A.D.Mascarenhas	82	9	316	12	26.33	2-21
S.D.Udal	82.5	10	277	9	30.77	3-23
Z.C.Morris	25	2	102	3	34.00	3-31
L.R.Prittupaul	3	0	18	0	-	-

CAREER ONE-DAY LEAGUE BOWLING AVERAGES

ROYALS

Name	Balls	Runs	Wkts	Avg	Best
W.P.C.Weston	6	2	1	2.00	1-2
A.J.Bichel	524	310	21	14.76	5-21
Kabir Ali	656	528	26	20.30	4-22
D.A.Leatherdale	1821	1510	74	20.40	4-19
S.R.Lampitt	6957	5299	215	24.64	5-67
A.Sheriyar	2228	1907	74	25.77	4-18
G.A.Hick	2792	2409	86	28.01	4-21
M.J.Rawnsley	1189	908	32	28.37	5-26
V.S.Solanki	198	206	4	51.50	1-9
D.N.Catterall	336	267	3	89.00	2-35

HAWKS

Name	Balls	Runs	Wkts	Avg	Best
R.A.Smith	2	0	1	0.00	1-0
C.T.Tremlett	615	409	21	19.47	3-15
J.R.C.Hamblin	384	316	14	22.57	4-29
N.C.Johnson	536	531	22	24.13	3-37
A.D.Mascarenhas	2321	1776	69	25.73	3-9
A.D.Mullally	4989	3464	126	27.49	5-15
S.D.Udal	7159	5653	186	30.39	5-43
Z.C.Morris	150	102	3	34.00	3-31
J.S.Laney	3	9	0	-	-
W.S.Kendall	12	22	0	-	-
G.W.White	22	23	0	-	-
L.R.Prittupaul	24	32	0	-	-

WORCESTERSHIRE ROYALS versus HAMPSHIRE HAWKS

MATCH PREVIEW

New Road will be the focus of attention as two of the Norwich Union League Second Division's tightly-packed top four meet in a crucial promotion clash.

The second-placed Worcestershire Royals currently hold a four-point advantage over the visiting Hampshire Hawks but that could soon change as the promotion race heads for a dramatic conclusion.

The two sides have already met once this year in May, when the Hawks claimed the four points with a three-wicket win at the Rose Bowl.

The runs of Robin Smith, Will Kendall and Lawrence Prittupaul - who all recorded scores in the 40s - proved crucial on that occasion as the Hawks edged a close game.

The Royals will also be keen to get back to winning ways after a disappointing 33-run loss to Essex Eagles and a frustrating washout against Middlesex Crusaders in their last two games.

The Hawks also need to get back on track after their floodlit loss to league leaders Durham Dynamos.

LAST 3 ONE-DAY LEAGUE MEETINGS

4th July 1999

Worcester: Royals 4 pts beat Hawks 0 pts by 7 wickets Hawks 161 for 9 (45 overs) (A.D.Mascarenhas 55, S.R.Lampitt 4-18); Royals 162 for 3 (26.2 overs) (T.M.Moody 55, G.A.Hick 54)

12th September 1999

Southampton: Hawks 4 pts beat Royals 0 pts by 4 wickets Royals 236 for 7 (45 overs) (G.A.Hick 76, D.A.Leatherdale 34, V.S.Solanki 32); Hawks 238 for 6 (43.3 overs) (A.D.Mascarenhas 79, J.S.Laney 39, N.A.M.McLean 32)

13th May 2001

Southampton: Hawks 4 pts beat Royals 0 pts by 3 wickets Royals 183 for 7 (45 overs) (D.A.Leatherdale 41, V.S.Solanki 38, Z.C.Morris 3-31); Hawks 186 for 7 (44.4 overs) (W.S.Kendall 47, R.A.Smith 46, L.R.Prittupaul 42)

LEADING CATCHES (2001)

ROYALS

D.A.Leatherdale	8
A.J.Bichel	6
S.R.Lampitt	5
G.A.Hick	4
A.Singh	4
V.S.Solanki	3

HAWKS

W.S.Kendall	8
N.C.Johnson	8
S.D.Udal	6
A.D.Mascarenhas	3
L.R.Prittupaul	3
G.W.White	2

ALL TIME HIGHEST

TEAM SCORES

ROYALS

307 for 4	v Derbyshire
287 for 4	v Bears
283 for 4	v Spitfires

HAWKS

313 for 2	v Sharks
292 for 1	v Lions
288 for 5	v Sabres



Norwich Union League Division Two – Monday, August 27th at Derby

2001 NORWICH UNION LEAGUE BATTING AVERAGES

SCORPIANS

Name	M	I	NO	Runs	HS	Avg
D.G.Cork	2	2	1	87	83*	87.00
R.J.Bailey	12	12	1	357	94	32.45
K.M.Krieken	10	10	4	193	42*	32.16
M.J.Di Venuto	10	10	0	276	71	27.60
M.P.Dowman	11	11	0	242	64	22.00
C.W.G.Bassano	5	5	0	108	45	21.60
L.D.Sutton	9	9	2	139	42*	19.85
W.G.Khan	4	4	1	58	30*	19.33
N.R.C.Dumelow	7	6	1	91	31	18.20
P.Aldred	8	5	1	63	37	15.75
S.D.Stubbings	9	9	0	140	60	15.55
A.D.Edwards	6	3	1	18	17	9.00
J.P.Pyemont	1	1	0	7	7	7.00
G.Welch	12	11	0	60	17	5.45
T.A.Munton	6	2	1	4	3	4.00
R.K.Illingworth	6	3	3	45	21*	-

SHARKS

Name	M	I	NO	Runs	HS	Avg
R.R.Montgomerie	10	10	0	482	108	48.20
M.W.Goodwin	10	10	0	323	87	32.30
C.J.Adams	7	7	1	166	61*	27.66
B.Zuiderent	10	9	0	202	65	22.44
R.S.C.Martin-Jenkins	5	4	2	44	26	22.00
W.J.House	10	10	1	196	39	21.77
M.J.G.Davis	9	6	1	64	27	12.80
M.H.Yardy	5	5	0	56	24	11.20
U.B.A.Rashid	6	6	2	41	28	10.25
R.J.Kirtley	10	6	2	39	11	9.75
M.J.Prior	10	8	1	50	25	7.14
B.V.Taylor	5	5	2	15	6	5.00
M.A.Robinson	10	6	4	7	4	3.50
P.A.Cottey	1	1	0	0	0	0.00
J.D.Lewry	2	1	0	0	0	0.00

CAREER ONE-DAY LEAGUE BATTING AVERAGES

SCORPIANS

Name	M	I	NO	Runs	HS	Avg
R.J.Bailey	252	237	35	6986	125*	34.58
M.J.Di Venuto	40	40	4	1244	94*	34.55
C.W.G.Bassano	5	5	0	108	45	21.60
D.G.Cork	98	82	9	1365	83*	18.69
G.Welch	85	68	19	914	71	18.65
M.P.Dowman	86	86	4	1526	74*	18.60
N.R.C.Dumelow	7	6	1	91	31	18.20
S.D.Stubbings	31	30	1	526	60	18.13
L.D.Sutton	19	18	3	272	53*	18.13
T.Lungley	7	4	1	53	15	17.66
K.M.Krieken	132	97	33	1127	44*	17.60
K.J.Dean	52	22	15	103	16*	14.71
J.P.Pyemont	17	17	1	225	50	14.06
R.K.Illingworth	233	111	52	780	31	13.22
P.Aldred	63	35	11	294	39*	12.25
W.G.Khan	21	19	1	201	33	11.16

SHARKS

Name	M	I	NO	Runs	HS	Avg
C.J.Adams	170	163	26	5291	163	38.62
R.R.Montgomerie	75	74	4	2352	108	33.60
M.W.Goodwin	10	10	0	323	87	32.30
P.A.Cottey	161	137	27	2790	92*	25.36
W.J.House	45	40	6	776	80*	22.82
B.Zuiderent	19	17	0	353	68	20.76
M.J.G.Davis	9	6	1	64	27	12.80
M.H.Yardy	6	5	0	56	24	11.20
R.J.Kirtley	70	33	18	166	17*	11.06
U.B.A.Rashid	44	28	4	241	34	10.04
R.S.C.Martin-Jenkins	52	35	3	294	44	9.18
B.V.Taylor	25	12	6	46	21*	7.66
M.J.Prior	10	8	1	50	25	7.14
J.D.Lewry	32	17	6	43	10*	3.90
M.A.Robinson	166	64	29	111	15*	3.17

2001 NORWICH UNION LEAGUE BOWLING AVERAGES

SCORPIANS

Name	M	I	NO	Runs	HS	Avg
W.G.Khan	2	1	7	1	7.00	1-7
T.Lungley	33	5	117	10	11.70	4-28
T.A.Munton	51	12	166	10	16.60	4-31
D.G.Cork	18	2	60	3	20.00	3-38
P.Aldred	53	4	268	12	22.33	3-17
R.K.Illingworth	47.1	0	209	9	23.22	3-52
G.Welch	100.4	15	386	16	24.12	5-22
L.J.Wharton	53	4	201	8	25.12	3-23
N.R.C.Dumelow	49	1	263	7	37.57	3-32
R.J.Bailey	41	0	201	4	50.25	2-28
A.D.Edwards	38	1	200	3	66.66	1-25

SHARKS

Name	O	M	R	Wkts	Avg	Best
R.S.C.Martin-Jenkins	37	4	147	7	21.00	3-20
B.V.Taylor	43	4	182	8	22.75	3-29
C.J.Adams	19	0	116	4	29.00	2-49
R.J.Kirtley	84.4	8	357	12	29.75	2-29
M.A.Robinson	87	6	296	9	32.88	2-39
J.D.Lewry	18	2	78	2	39.00	1-37
M.H.Yardy	19	0	78	2	39.00	2-34
M.J.G.Davis	75	3	371	6	61.83	2-39
U.B.A.Rashid	42	1	234	3	78.00	1-45
W.J.House	7	0	36	0	-	-

CAREER ONE-DAY LEAGUE BOWLING AVERAGES

SCORPIANS

Name	Balls	Runs	Wkts	Avg	Best
W.G.Khan	12	7	1	7.00	1-7
T.Lungley	354	221	15	14.73	4-28
R.K.Illingworth	8938	6413	273	23.49	5-24
T.M.Smith	423	446	16	27.87	4-38
D.G.Cork	4186	3230	114	28.33	6-21
T.A.Munton	7769	4999	176	28.40	5-23
L.J.Wharton	594	417	14	29.78	3-23
K.J.Dean	2198	1721	56	30.73	5-32
P.Aldred	2376	2067	66	31.31	4-41
A.R.K.Pierson	2811	2306	68	33.91	5-36
G.Welch	3263	2426	67	36.20	5-22
R.J.Bailey	1714	1606	43	37.34	3-23

SHARKS

Name	Balls	Runs	Wkts	Avg	Best
R.J.Kirtley	2905	2283	101	22.60	4-21
J.D.Lewry	1330	1072	44	24.36	4-29
B.V.Taylor	1062	834	32	26.06	3-22
U.B.A.Rashid	1786	1402	53	26.45	5-24
C.J.Adams	824	768	27	28.44	5-16
W.J.House	434	349	11	31.72	3-34
R.S.C.Martin-Jenkins	2166	1479	46	32.15	3-20
M.A.Robinson	7343	5167	155	33.33	4-23
P.A.Cottey	509	523	15	34.86	4-56
M.H.Yardy	132	93	2	46.50	2-34
M.J.G.Davis	450	371	6	61.83	2-39

DERBYSHIRE SCORPIANS versus SUSSEX SHARKS

MATCH PREVIEW

Derbyshire Scorpions will be hoping to rediscover their sting as they take on Sussex Sharks in the Norwich Union League Second Division at Derby.

The Scorpions, who finished bottom last year, have endured another miserable campaign after suffering nine losses to date in the competition.

One of those defeats was a narrow eight-run reverse to the Sharks at Arundel in June, when despite a gritty 45 from Chris Bassano, the Scorpions just failed to make it home. The Sharks had impressive opener Murray Goodwin (63) and Dutchman Bas Zuiderent (65) to thank for setting up the victory chance.

The Sharks will travel to Derby straight after their home clash with Durham Dynamos and will hope the journey does not sap the energy of prolific opener Richard Montgomerie.

In his first 10 innings in the Norwich Union League this season, Montgomerie has racked up 482 runs, including one century and three 50s.

LAST 3 ONE-DAY LEAGUE MEETINGS

25th April 1999
Hove: Sharks 4 pts beat Scorpions 0 pts by 11 runs
Scorpions 181 for 7 (45 overs) (D.G.Cork 61*, S.P.Titchard 37, U.B.A.Rashid 3-13, R.J.Kirtley 3-35);
Sharks 137 for 3 (36 overs) (R.R.Montgomerie 61*, C.J.Adams 57)

19th September 1999
Derby: Scorpions 0 pts lost to Sharks 4 pts by 7 wickets
Scorpions 93 for 4 (10 overs) (P.A.J.DeFreitas 34);
Sharks 97 for 3 (9.1 overs)

17th Jun 2001
Arundel Castle: Sharks 4 pts beat Scorpions 0 pts by 8 runs
Sharks 209 for 9 (45 overs) (B.Zuiderent 65, M.W.Goodwin 63, T.A.Munton 3-32, R.K.Illingworth 3-52);
Scorpions 201 for 8 (45 overs) (M.P.Dowman 45, C.W.G.Bassano 45, K.M.Krieken 33)

LEADING CATCHES (2001)

SCORPIANS		SHARKS	
M.P.Dowman	4	W.J.House	4
D.G.Cork	3	M.W.Goodwin	4
S.D.Stubbings	3	R.S.C.Martin-Jenkins	3
R.J.Bailey	3	B.V.Taylor	3
W.G.Khan	2	R.J.Kirtley	3
C.W.G.Bassano	2	C.J.Adams	2

ALL TIME HIGHEST TEAM SCORES

SCORPIANS		SHARKS	
292 for 9	v Royals	312 for 8	v Hawks
286 for 5	v Steelbacks	310 for 9	v Lions
281 for 3	v Sabres	302 for 8	v Somerset



Home team

Away team

Norwich Union League Division Two – Monday, August 27th at Cardiff

2001 NORWICH UNION LEAGUE BATTING AVERAGES

DRAGONS

Name	M	I	NO	Runs	HS	Avg
M.P.Maynard	10	10	4	255	87*	42.50
K.Newell	10	10	1	370	97	41.11
R.D.B.Croft	9	9	0	362	92	40.22
I.J.Thomas	3	3	0	110	53	36.66
J.P.Maher	9	9	0	288	94	32.00
M.J.Powell	10	10	4	183	46	30.50
A.Dale	10	6	1	137	52*	27.40
S.D.Thomas	10	6	3	75	25*	25.00
S.P.James	7	6	1	112	52*	22.40
A.D.Shaw	3	2	1	15	9*	15.00
A.W.Evans	1	1	0	4	4	4.00
D.A.Cosker	8	2	0	7	5	3.50
S.L.Watkin	7	2	0	5	3	2.50
O.T.Parkin	7	2	1	2	2*	2.00
A.P.Davies	4	1	1	10	10*	-
A.G.Wharf	2	0	0	0	0	-

DYNAMOS

Name	M	I	NO	Runs	HS	Avg
N.Peng	10	10	1	362	121	40.22
J.A.Daley	2	2	1	38	30	38.00
M.L.Love	10	10	1	341	89	37.88
A.Pratt	10	8	2	223	86	37.16
J.J.B.Lewis	10	9	2	236	63*	33.71
P.D.Collingwood	8	8	0	257	84	32.12
M.A.Gough	8	6	2	115	35	28.75
D.R.Law	10	10	1	216	47	24.00
I.D.Hunter	5	4	1	47	21	15.66
M.P.Speight	5	5	1	59	30	14.75
N.G.Hatch	4	1	0	5	5	5.00
A.M.Davies	5	3	0	14	10	4.66
J.E.Brinkley	8	2	1	1	1*	1.00
G.D.Bridge	4	3	3	19	14*	-
N.C.Phillips	5	2	2	17	13*	-
S.J.Harmison	4	1	1	11	11*	-

CAREER ONE-DAY LEAGUE BATTING AVERAGES

DRAGONS

Name	M	I	NO	Runs	HS	Avg
S.P.James	138	133	17	3889	107	33.52
M.P.Maynard	221	213	20	6196	132	32.10
J.P.Maher	9	9	0	288	94	32.00
I.J.Thomas	7	7	0	210	53	30.00
A.Dale	170	149	20	3643	82	28.24
M.J.Powell	57	55	10	1114	86	24.75
K.Newell	80	71	5	1531	97	23.19
R.D.B.Croft	146	119	27	2078	92	22.58
A.W.Evans	36	31	5	545	108	20.96
A.G.Wharf	34	20	8	217	38*	18.08
A.D.Shaw	55	38	9	436	48	15.03
S.D.Thomas	67	49	9	500	38*	12.50
A.P.Davies	14	8	4	37	18	9.25
D.A.Cosker	49	25	8	157	27*	9.23
S.L.Watkin	158	66	24	270	31*	6.42
O.T.Parkin	62	24	10	43	6	3.07

DYNAMOS

Name	M	I	NO	Runs	HS	Avg
M.L.Love	10	10	1	341	89	37.88
J.A.Daley	48	44	9	1174	105	33.54
N.Peng	14	14	1	408	121	31.38
P.D.Collingwood	75	72	6	1874	86	28.39
J.J.B.Lewis	113	99	22	2175	102	28.24
M.P.Speight	157	145	8	3608	126	26.33
D.R.Law	96	83	13	1631	82	23.30
A.Pratt	20	17	5	274	86	22.83
M.A.Gough	16	13	3	223	36	22.30
N.C.Phillips	68	47	12	391	38*	11.17
N.Killeen	70	42	14	279	32	9.96
I.D.Hunter	23	13	4	84	21	9.33
S.J.Harmison	18	7	5	17	11*	8.50
N.G.Hatch	4	1	0	5	5	5.00
A.M.Davies	7	4	0	14	10	3.50
J.E.Brinkley	13	5	2	8	7	2.66

2001 NORWICH UNION LEAGUE BOWLING AVERAGES

DRAGONS

Name	O	M	R	Wkts	Avg	Best
A.P.Davies	34	4	129	13	9.92	5-39
A.G.Wharf	16	1	76	5	15.20	3-23
A.Dale	47.2	1	189	10	18.90	3-22
R.D.B.Croft	66.2	5	209	10	20.90	3-31
K.Newell	4	0	23	1	23.00	1-12
D.A.Cosker	58	5	260	11	23.63	3-40
S.D.Thomas	59.1	4	287	12	23.91	2-16
O.T.Parkin	50.5	5	272	9	30.22	3-39
S.L.Watkin	58	8	239	4	59.75	2-26

DYNAMOS

Name	O	M	R	Wkts	Avg	Best
N.G.Hatch	31	3	127	7	18.14	3-26
N.C.Phillips	42	3	166	9	18.44	4-21
A.M.Davies	34	5	134	7	19.14	4-13
I.D.Hunter	30	4	152	7	21.71	3-47
P.D.Collingwood	47	1	204	7	29.14	3-21
D.R.Law	56.5	4	270	9	30.00	3-28
J.E.Brinkley	53.1	4	223	7	31.85	2-19
S.J.Harmison	23	1	128	4	32.00	3-31
M.A.Gough	53	3	247	7	35.28	2-27
G.D.Bridge	30	1	130	3	43.33	2-42
N.Killeen	17	0	73	1	73.00	1-37

CAREER ONE-DAY LEAGUE BOWLING AVERAGES

DRAGONS

Name	Balls	Runs	Wkts	Avg	Best
A.P.Davies	574	410	25	16.40	5-39
S.D.Thomas	2472	2075	85	24.41	7-16
O.T.Parkin	2726	2127	87	24.44	5-28
S.L.Watkin	7003	5004	187	26.75	5-23
D.A.Cosker	2112	1732	56	30.92	3-18
R.D.B.Croft	6124	4438	141	31.47	6-20
A.Dale	5297	4532	142	31.91	6-22
K.Newell	1139	947	29	32.65	5-33
A.G.Wharf	1342	1081	28	38.60	3-23
M.P.Maynard	64	64	1	64.00	1-13

DYNAMOS

Name	Balls	Runs	Wkts	Avg	Best
A.M.Davies	288	193	12	16.08	4-13
N.G.Hatch	186	127	7	18.14	3-26
I.D.Hunter	936	714	28	25.50	4-29
N.Killeen	3061	2395	93	25.75	6-31
N.C.Phillips	2653	2127	73	29.13	4-13
D.R.Law	1899	1663	57	29.17	3-26
P.D.Collingwood	1433	1145	36	31.80	3-20
J.E.Brinkley	493	364	10	36.40	2-19
G.D.Bridge	180	130	3	43.33	2-42
S.J.Harmison	773	666	15	44.40	3-31
M.A.Gough	390	322	7	46.00	2-27
J.A.Daley	1	4	0	-	-

GLAMORGAN DRAGONS versus DURHAM DYNAMOS

MATCH PREVIEW

Durham Dynamos will hope to take a huge step towards promotion to the First Division of the Norwich Union League as they take on top-three rivals Glamorgan Dragons.

The game is the second in two days for both teams, who played out a thriller at Riverside last time they met in July.

With three wickets apiece from youngsters Nick Hatch and Paul Collingwood, the Dynamos bowled their opponents out for just 145 but were to find batting just as tough.

Steve Watkin, Owen Parkin, Stuart Thomas and Robert Croft, who earlier scored 67 runs with the bat, all claimed two wickets each as they made the Dynamos fight hard for their two-wicket success.

The Dragons will still have two games in hand on the Dynamos after the Sophia Gardens fixture and victory at the Cardiff venue would put them in an excellent position for the remainder of what promises to be an enthralling run-in.

LAST 3 ONE-DAY LEAGUE MEETINGS

21st May 2000
Chester LS: Dynamos 0 pts lost to Dragons 4 pts by 15 runs Dynamos 91 for 3 (28 overs) (S.M.Katich 47*); Dragons 70 for 2 (18 overs)

6th August 2000
Cardiff: Dragons 4 pts beat Dynamos 0 pts by 3 wickets Dynamos 202 for 5 (45 overs) (S.M.Katich 70, P.D.Collingwood 66, N.J.Speak 30); Dragons 205 for 7 (44.5 overs) (A.Dale 73*, M.J.Powell 48, M.P.Maynard 37)


8th Jul 2001
Riverside: Dynamos 4 pts beat Dragons 0 pts by 2 wickets Dragons 145 (40.2 overs) (R.D.B.Croft 67, P.D.Collingwood 3-21, N.G.Hatch 3-26); Dynamos 146 for 8 (43.3 overs) (J.J.B.Lewis 46*)

LEADING CATCHES (2001)

DRAGONS	DYNAMOS
M.J.Powell	6
D.A.Cosker	4
J.P.Maher	4
A.Dale	3
S.P.James	2
O.T.Parkin	2
M.L.Love	4
G.D.Bridge	3
N.C.Phillips	3
J.E.Brinkley	3
N.Peng	3
M.P.Speight	2

ALL TIME HIGHEST TEAM SCORES

DRAGONS	DYNAMOS
294 for 4	v Lions
287 for 8	v Crusaders
285	v Eagles
281 for 2	v Scorpions
275 for 4	v Sharks
266 for 6	v Steelbacks



Norwich Union League Division Two – Monday, August 27th at West End, Southampton

2001 NORWICH UNION LEAGUE BATTING AVERAGES

HAWKS

Name	M	I	NO	Runs	HS	Avg
G.W.White	2	1	0	50	50	50.00
D.A.Kenway	9	9	1	366	93*	45.75
R.A.Smith	10	9	3	220	46	36.66
N.C.Johnson	10	10	1	256	105*	28.44
J.S.Laney	10	10	1	235	62*	26.11
L.R.Prittupaul	10	9	0	194	45	21.55
J.D.Francis	1	1	0	21	21	21.00
S.D.Udal	10	7	3	76	28*	19.00
C.T.Tremlett	8	6	3	50	15*	16.66
A.D.Mascarenhas	10	9	1	125	53	15.62
W.S.Kendall	9	8	0	98	47	12.25
A.D.Mullally	7	2	1	5	5*	5.00
Z.C.Morris	3	3	1	7	7*	3.50
J.R.C.Hamblin	10	4	1	8	5	2.66
A.N.Aymes	1	1	1	9	9*	-

LIGHTNING

Name	M	I	NO	Runs	HS	Avg
N.H.Fairbrother	8	8	2	260	101	43.33
G.D.Lloyd	6	6	0	202	56	33.66
J.P.Crawley	9	9	1	230	63	28.75
G.Yates	3	3	2	28	16	28.00
M.A.Atherton	4	4	0	107	62	26.75
G.Chapple	8	8	0	193	56	24.12
J.C.Scuderi	3	3	0	55	42	18.33
A.Flintoff	9	9	0	160	45	17.77
C.P.Schofield	9	8	3	84	20	16.80
J.Wood	7	4	2	33	19*	16.50
W.K.Hegg	8	7	2	71	26	14.20
J.J.Haynes	1	1	0	11	11	11.00
M.J.Chilton	6	5	0	45	34	9.00
P.J.Martin	6	3	1	14	6	7.00
G.Keedy	1	1	0	2	2	2.00
M.Muralitharan	5	1	0	1	1	1.00

CAREER ONE-DAY LEAGUE BATTING AVERAGES

HAWKS

Name	M	I	NO	Runs	HS	Avg
R.A.Smith	208	200	25	6742	131	38.52
D.A.Kenway	40	36	1	1042	93*	29.77
N.C.Johnson	21	21	2	556	105*	29.26
J.S.Laney	74	74	2	1695	106*	23.54
L.R.Prittupaul	18	13	1	281	61	23.41
G.W.White	79	75	5	1600	76	22.85
A.N.Aymes	151	110	43	1511	60*	22.55
W.S.Kendall	62	56	8	1060	85*	22.08
J.D.Francis	1	1	0	21	21	21.00
C.T.Tremlett	13	8	4	80	30*	20.00
A.D.Mascarenhas	63	54	6	879	79	18.31
S.D.Udal	169	112	33	1183	78	14.97
A.D.Mullally	112	50	22	224	38	8.00
Z.C.Morris	3	3	1	7	7*	3.50
J.R.C.Hamblin	10	4	1	8	5	2.66

LIGHTNING

Name	M	I	NO	Runs	HS	Avg
N.H.Fairbrother	245	228	58	6831	116*	40.18
M.A.Atherton	107	104	8	3508	111	36.54
G.D.Lloyd	175	160	27	4056	134	30.49
J.P.Crawley	107	104	7	2639	100	27.20
A.Flintoff	50	49	2	1173	143	24.95
W.K.Hegg	209	126	50	1544	52	20.31
C.P.Schofield	23	19	5	242	34	17.28
I.D.Austin	194	117	47	1177	48	16.81
G.Yates	104	47	24	374	38	16.26
G.Chapple	99	43	14	434	56	14.96
M.J.Chilton	26	24	1	332	44	14.43
J.C.Scuderi	9	7	1	85	42	14.16
M.Muralitharan	12	2	1	14	13*	14.00
R.C.Driver	10	10	0	131	52	13.10
J.J.Haynes	4	2	0	23	12	11.50
P.J.Martin	119	35	18	191	35*	11.23

2001 NORWICH UNION LEAGUE BOWLING AVERAGES

HAWKS

Name	O	M	R	Wkts	Avg	Best
C.T.Tremlett	61.3	7	224	17	13.17	3-15
A.D.Mullally	57	8	164	10	16.40	3-19
J.R.C.Hamblin	64	3	316	14	22.57	4-29
N.C.Johnson	42	0	206	8	25.75	2-13
A.D.Mascarenhas	82	9	316	12	26.33	2-21
S.D.Udal	82.5	10	277	9	30.77	3-23
Z.C.Morris	25	2	102	3	34.00	3-31
L.R.Prittupaul	3	0	18	0	-	-

LIGHTNING

Name	O	M	R	Wkts	Avg	Best
J.C.Scuderi	25	2	92	6	15.33	3-28
M.Muralitharan	40	10	92	5	18.40	2-24
C.P.Schofield	50.5	1	272	14	19.42	4-41
A.Flintoff	51.5	4	239	12	19.91	3-16
G.Chapple	67.5	3	286	13	22.00	3-29
P.J.Martin	48.5	4	216	7	30.85	2-24
I.D.Austin	6.5	1	32	1	32.00	1-32
G.Keedy	4	0	37	1	37.00	1-37
J.Wood	51	7	244	6	40.66	2-20
M.P.Smethurst	13	4	51	1	51.00	1-9
G.Yates	23	2	88	1	88.00	1-20

CAREER ONE-DAY LEAGUE BOWLING AVERAGES

HAWKS

Name	Balls	Runs	Wkts	Avg	Best
R.A.Smith	2	0	1	0.00	1-0
C.T.Tremlett	615	409	21	19.47	3-15
J.R.C.Hamblin	384	316	14	22.57	4-29
N.C.Johnson	536	531	22	24.13	3-37
A.D.Mascarenhas	2321	1776	69	25.73	3-9
A.D.Mullally	4989	3464	126	27.49	5-15
S.D.Udal	7159	5653	186	30.39	5-43
Z.C.Morris	150	102	3	34.00	3-31
J.S.Laney	3	9	0	-	-
W.S.Kendall	12	22	0	-	-
G.W.White	22	23	0	-	-
L.R.Prittupaul	24	32	0	-	-

LIGHTNING

Name	Balls	Runs	Wkts	Avg	Best
M.Muralitharan	578	280	15	18.66	3-12
A.Flintoff	1181	868	43	20.18	4-24
P.J.Martin	4765	3407	150	22.71	5-21
J.C.Scuderi	330	257	10	25.70	3-28
M.J.Chilton	180	182	7	26.00	3-41
I.D.Austin	8087	5789	217	26.67	5-56
C.P.Schofield	898	743	27	27.51	4-41
G.Chapple	3971	3089	111	27.82	6-25
G.Yates	3684	3018	99	30.48	4-34
G.Keedy	400	361	11	32.81	5-30
M.A.Atherton	216	248	7	35.42	3-33
J.Wood	3387	2761	72	38.34	4-17
R.C.Driver	36	42	1	42.00	1-17

HAMPSHIRE HAWKS versus LANCASHIRE LIGHTNING

MATCH PREVIEW

Hampshire Hawks cannot afford to slip up against Lancashire Lightning as they continue their push for promotion in the Norwich Union League.

The Lightning have had a lean couple of seasons since their title-winning days of 1998 and 1999 but remain a team capable of damaging the Hawks' top-three hopes.

Veteran Neil Fairbrother has enjoyed an excellent campaign although his team has not. The evergreen 37-year-old averages over 43 from his first eight appearances in the competition this year and the Lightning will again look to him for inspiration.

The thought of Fairbrother guiding the Lightning to yet another one-day success is one that the Hawks cannot afford to entertain as they look to keep the pressure on at the top.

Instead, they may prefer to focus on the performances of Derek Kenway, who is averaging over 45 after nine knocks in the Second Division this season.

LAST 3 ONE-DAY LEAGUE MEETINGS

25th July 1999

Southampton: Hawks 0 pts lost to Lightning 4 pts by 4 wickets Hawks 210 for 7 (45 overs) (J.P.Stephenson 96, A.D.Mascarenhas 40); Lightning 214 for 6 (44.3 overs) (M.A.Atherton 95*, J.P.Crawley 44, N.A.M.McLean 3-35)

6th September 1999

Manchester: Lightning 4 pts beat Hawks 0 pts by 6 wickets Hawks 180 for 8 (45 overs) (G.W.White 51, R.A.Smith 36, A.N.Aymes 34, A.Flintoff 4-24); Lightning 181 for 4 (39.3 overs) (M.A.Atherton 55)

29th April 2001

Old Trafford: Lightning v Hawks - match abandoned

LEADING CATCHES (2001)

HAWKS

W.S.Kendall	8
N.C.Johnson	8
S.D.Udal	6
A.D.Mascarenhas	3
L.R.Prittupaul	3
G.W.White	2

LIGHTNING

J.P.Crawley	7
M.A.Atherton	6
N.H.Fairbrother	4
M.J.Chilton	2
A.Flintoff	2
M.P.Smethurst	1

ALL TIME HIGHEST TEAM SCORES

HAWKS

313 for 2	v Sharks
292 for 1	v Lions
288 for 5	v Sabres

LIGHTNING

301 for 6	v Eagles
300 for 7	v Foxes
276 for 6	v Scorpions



Home team

Away team

Norwich Union League Division Two – Tuesday, August 28th at Colchester

2001 NORWICH UNION LEAGUE BATTING AVERAGES

EAGLES

Name	M	I	NO	Runs	HS	Avge
B.J.Hyam	2	2	1	39	30*	39.00
S.G.Law	7	7	0	240	108	34.28
A.P.Grayson	11	11	1	300	52	30.00
R.C.Irani	11	11	1	280	108*	28.00
S.D.Peters	10	10	1	227	66	25.22
J.S.Foster	9	9	2	175	56*	25.00
R.S.Clinton	4	4	0	83	56	20.75
D.D.J.Robinson	11	11	0	175	40	15.90
G.R.Napier	7	7	0	111	73	15.85
N.Hussain	2	2	0	28	21	14.00
P.J.Prichard	1	1	0	13	13	13.00
A.P.Cowan	11	11	0	126	31	11.45
T.J.Mason	8	6	3	33	12	11.00
J.E.Bishop	8	6	2	28	14	7.00
R.S.G.Anderson	5	5	0	35	22	7.00
M.C.Ilott	4	3	2	5	3*	5.00

CRUSADERS

Name	M	I	NO	Runs	HS	Avge
A.J.Strauss	9	9	0	250	55	27.77
D.C.Nash	8	8	2	145	57*	24.16
B.L.Hutton	8	8	0	187	77	23.37
P.N.Weekes	9	9	0	204	55	22.66
O.A.Shah	7	7	1	116	52*	19.33
R.M.S.Weston	8	8	1	135	80*	19.28
S.P.Fleming	7	7	0	105	28	15.00
J.W.M.Dalrymple	4	4	2	30	15*	15.00
A.R.C.Fraser	5	3	1	29	17	14.50
M.A.Roseberry	6	6	0	85	35	14.16
J.P.Hewitt	4	4	2	24	11*	12.00
D.Alleyne	1	1	0	8	8	8.00
C.B.Keegan	9	8	3	40	11*	8.00
T.F.Bloomfield	5	3	1	5	2	2.50
E.C.Joyce	1	1	0	2	2	2.00
S.J.Cook	6	5	0	7	6	1.40

CAREER ONE-DAY LEAGUE BATTING AVERAGES

EAGLES

Name	M	I	NO	Runs	HS	Avge
S.G.Law	78	77	4	2611	126	35.76
N.Hussain	145	134	18	3692	114	31.82
W.I.Jefferson	4	4	0	119	65	29.75
R.C.Irani	124	118	16	2666	108*	26.13
P.J.Prichard	197	178	10	4328	107	25.76
J.S.Foster	15	15	5	256	56*	25.60
D.D.J.Robinson	83	82	8	1860	129*	25.13
R.S.Clinton	4	4	0	83	56	20.75
A.P.Grayson	137	114	17	1901	69*	19.59
S.D.Peters	53	47	3	781	73*	17.75
G.R.Napier	31	25	0	411	78	16.44
B.J.Hyam	32	22	5	216	37	12.70
A.P.Cowan	74	58	14	511	40*	11.61
M.C.Ilott	122	75	27	522	56*	10.87
J.E.Bishop	11	9	4	46	16*	9.20
T.J.Mason	63	42	17	221	21*	8.84

CRUSADERS

Name	M	I	NO	Runs	HS	Avge
E.C.Joyce	7	7	3	132	40*	33.00
M.A.Roseberry	151	145	17	4018	119*	31.39
O.A.Shah	68	64	8	1531	134	27.33
P.N.Weekes	160	136	17	2910	119*	24.45
B.L.Hutton	23	18	2	359	77	22.43
D.C.Nash	47	36	7	597	57*	20.58
A.J.Strauss	32	31	2	577	90	19.89
R.M.S.Weston	36	35	3	599	80*	18.71
D.Alleyne	13	13	0	200	58	15.38
S.P.Fleming	7	7	0	105	28	15.00
J.W.M.Dalrymple	5	4	2	30	15*	15.00
J.P.Hewitt	58	34	13	268	32*	12.76
A.R.C.Fraser	186	77	35	489	33	11.64
S.J.Cook	35	26	3	214	28*	9.30
C.B.Keegan	9	8	3	40	11*	8.00
T.F.Bloomfield	27	9	4	36	15	7.20

2001 NORWICH UNION LEAGUE BOWLING AVERAGES

EAGLES

Name	O	M	R	Wkts	Avge	Best
G.R.Napier	10.2	0	45	6	7.50	6-29
A.P.Grayson	84	3	388	12	32.33	3-29
A.P.Cowan	92.5	7	423	13	32.53	5-14
A.C.McGarry	12	0	71	2	35.50	1-26
R.C.Irani	80.1	9	394	11	35.81	3-51
J.E.Bishop	58	1	326	8	40.75	2-33
A.J.Clarke	26	0	176	4	44.00	2-39
M.C.Ilott	28	0	189	3	63.00	3-20
R.S.G.Anderson	33.4	1	159	2	79.50	1-5
T.J.Mason	35.2	0	183	1	183.00	1-47
T.J.Phillips	5	1	12	0	-	-

CRUSADERS

Name	O	M	R	Wkts	Avge	Best
A.R.C.Fraser	44	7	116	11	10.54	3-13
J.W.M.Dalrymple	21.3	2	90	6	15.00	4-14
C.B.Keegan	70.5	5	319	19	16.78	5-17
B.L.Hutton	44	2	188	8	23.50	5-45
J.P.Hewitt	22	2	108	3	36.00	1-16
P.N.Weekes	75	5	295	8	36.87	3-28
S.C.R.Tufnell	17.2	1	85	2	42.50	1-36
P.J.Cook	42	4	176	4	44.00	2-33
T.F.Bloomfield	43	9	123	1	123.00	1-48

CAREER ONE-DAY LEAGUE BOWLING AVERAGES

EAGLES

Name	Balls	Runs	Wkts	Avge	Best
G.R.Napier	272	231	13	17.76	6-29
R.C.Irani	4412	3374	139	24.27	5-33
D.D.J.Robinson	17	26	1	26.00	1-7
M.C.Ilott	5126	3892	147	26.47	4-15
A.P.Cowan	3210	2445	86	28.43	5-14
A.P.Grayson	4598	4007	124	32.31	4-25
A.C.McGarry	174	134	4	33.50	2-20
T.J.Phillips	78	68	2	34.00	2-56
S.G.Law	904	791	22	35.95	4-37
J.E.Bishop	390	379	9	42.11	2-33
A.J.Clarke	156	176	4	44.00	2-39
T.J.Mason	1910	1674	34	49.23	4-12
R.S.G.Anderson	606	509	7	72.71	3-32

CRUSADERS

Name	Balls	Runs	Wkts	Avge	Best
C.B.Keegan	425	319	19	16.78	5-17
J.W.M.Dalrymple	171	127	7	18.14	4-14
S.J.Cook	1501	1067	42	25.40	3-16
A.R.C.Fraser	8316	5354	209	25.61	5-32
P.C.R.Tufnell	1652	1277	47	27.17	5-28
P.N.Weekes	5571	4630	170	27.23	4-26
B.L.Hutton	450	384	14	27.42	5-45
J.P.Hewitt	2055	1526	55	27.74	4-24
T.F.Bloomfield	1122	801	22	36.40	2-8
O.A.Shah	151	176	3	58.66	1-4
M.A.Roseberry	4	7	0	-	-

ESSEX EAGLES versus MIDDLESEX CRUSADERS

MATCH PREVIEW

Essex Eagles and Middlesex Crusaders have little more than pride to play for after disappointing seasons in the Norwich Union League when they go head-to-head in a day/night encounter.

There have been few high points for Ronnie Irani's Eagles this summer, although the 33-run win over promotion hopefuls Worcestershire Royals earlier this month is probably their best result so far.

Youngster Graham Napier had a day to remember, scoring 73 from 60 balls as he anchored the innings, and then taking six for 29 from 7.2 overs.

The form guide would suggest that this will be a close affair, after the first Norwich Union League match between the two teams at the start of July ended in a tie.

In a match reduced to 43 overs per side, the Eagles were dismissed for a total of 120, but the Crusaders could only achieve the same score as number 11 Tim Bloomfield was bowled by Justin Bishop with the very last delivery of the day.

LAST 3 ONE-DAY LEAGUE MEETINGS

30th April 2000

Chelmsford: Crusaders 0 pts lost to Eagles 4 pts by 60 runs Eagles 143 (22.4 overs) (N.Hussain 60, D.R.Law 37, A.R.C.Fraser 4-18); Crusaders 83 for 9 (23 overs) (R.C.Irani 3-10, M.C.Ilott 3-13)

2nd July 2000

Chelmsford: Eagles 4 pts beat Crusaders 0 pts by 7 wickets Crusaders 213 for 9 (45 overs) (M.A.Roseberry 72, D.Alleyne 33, A.P.Grayson 3-31); Eagles 214 for 3 (37 overs) (S.G.Law 104*, A.P.Grayson 36*)

8th Jul 2001

Southgate: Crusaders 2 pts tied with Eagles 2 pts Eagles 120 (42.5 overs) (J.W.M.Dalrymple 4-14, A.R.C.Fraser 3-29); Crusaders 120 (43 overs) (O.A.Shah 52*, A.P.Cowan 5-14, A.P.Grayson 3-29)

LEADING CATCHES (2001)

EAGLES

A.P.Grayson	5
R.C.Irani	5
S.G.Law	3
J.E.Bishop	3
S.D.Peters	3
A.P.Cowan	3

CRUSADERS

P.N.Weekes	7
O.A.Shah	3
R.M.S.Weston	3
B.L.Hutton	3
M.A.Roseberry	2
C.B.Keegan	2

ALL TIME HIGHEST


TEAM SCORES

EAGLES

310 for 5	v Dragons
306 for 2	v Outlaws
303 for 7	v Gladiators

CRUSADERS

290 for 6	v Royals
288 for 6	v Sharks
287 for 5	v Dragons



Norwich Union League Division Two – Wednesday, August 29th at Cardiff

2001 NORWICH UNION LEAGUE BATTING AVERAGES

DRAGONS

Name	M	I	NO	Runs	HS	Avge
M.P.Maynard	10	10	4	255	87*	42.50
K.Newell	10	10	1	370	97	41.11
R.D.B.Croft	9	9	0	362	92	40.22
I.J.Thomas	3	3	0	110	53	36.66
J.P.Maher	9	9	0	288	94	32.00
M.J.Powell	10	10	4	183	46	30.50
A.Dale	10	6	1	137	52*	27.40
S.D.Thomas	10	6	3	75	25*	25.00
S.P.James	7	6	1	112	52*	22.40
A.D.Shaw	3	2	1	15	9*	15.00
A.W.Evans	1	1	0	4	4	4.00
D.A.Cosker	8	2	0	7	5	3.50
S.L.Watkin	7	2	0	5	3	2.50
O.T.Parkin	7	2	1	2	2*	2.00
A.P.Davies	4	1	1	10	10*	-
A.G.Wharf	2	0	0	0	0	-

HAWKS

Name	M	I	NO	Runs	HS	Avge
G.W.White	2	1	0	50	50	50.00
D.A.Kenway	9	9	1	366	93*	45.75
R.A.Smith	10	9	3	220	46	36.66
N.C.Johnson	10	10	1	256	105*	28.44
J.S.Laney	10	10	1	235	62*	26.11
L.R.Prittippaul	10	9	0	194	45	21.55
J.D.Francis	1	1	0	21	21	21.00
S.D.Udal	10	7	3	76	28*	19.00
C.T.Tremlett	8	6	3	50	15*	16.66
A.D.Mascarenhas	10	9	1	125	53	15.62
W.S.Kendall	9	8	0	98	47	12.25
A.D.Mullally	7	2	1	5	5*	5.00
Z.C.Morris	3	3	1	7	7*	3.50
J.R.C.Hamblin	10	4	1	8	5	2.66
A.N.Aymes	1	1	1	9	9*	-

CAREER ONE-DAY LEAGUE BATTING AVERAGES

DRAGONS

Name	M	I	NO	Runs	HS	Avge
S.P.James	138	133	17	3889	107	33.52
M.P.Maynard	221	213	20	6196	132	32.10
J.P.Maher	9	9	0	288	94	32.00
I.J.Thomas	7	7	0	210	53	30.00
A.Dale	170	149	20	3643	82	28.24
M.J.Powell	57	55	10	1114	86	24.75
K.Newell	80	71	5	1531	97	23.19
R.D.B.Croft	146	119	27	2078	92	22.58
A.W.Evans	36	31	5	545	108	20.96
A.G.Wharf	34	20	8	217	38*	18.08
A.D.Shaw	55	38	9	436	48	15.03
S.D.Thomas	67	49	9	500	38*	12.50
A.P.Davies	14	8	4	37	18	9.25
D.A.Cosker	49	25	8	157	27*	9.23
S.L.Watkin	158	66	24	270	31*	6.42
O.T.Parkin	62	24	10	43	6	3.07

HAWKS

Name	M	I	NO	Runs	HS	Avge
R.A.Smith	208	200	25	6742	131	38.52
D.A.Kenway	40	36	1	1042	93*	29.77
N.C.Johnson	21	21	2	556	105*	29.26
J.S.Laney	74	74	2	1695	106*	23.54
L.R.Prittippaul	18	13	1	281	61	23.41
G.W.White	79	75	5	1600	76	22.85
A.N.Aymes	151	110	43	1511	60*	22.55
W.S.Kendall	62	56	8	1060	85*	22.08
J.D.Francis	1	1	0	21	21	21.00
C.T.Tremlett	13	8	4	80	30*	20.00
A.D.Mascarenhas	63	54	6	879	79	18.31
S.D.Udal	169	112	33	1183	78	14.97
A.D.Mullally	112	50	22	224	38	8.00
Z.C.Morris	3	3	1	7	7*	3.50
J.R.C.Hamblin	10	4	1	8	5	2.66

2001 NORWICH UNION LEAGUE BOWLING AVERAGES

DRAGONS

Name	O	M	R	Wkts	Avge	Best
A.P.Davies	34	4	129	13	9.22	5-39
A.G.Wharf	16	1	76	5	15.20	3-23
A.Dale	47.2	1	189	10	18.90	3-22
R.D.B.Croft	66.2	5	209	10	20.90	3-31
K.Newell	4	0	23	1	23.00	1-12
D.A.Cosker	58	5	260	11	23.63	3-40
S.D.Thomas	59.1	4	287	12	23.91	2-16
O.T.Parkin	50.5	5	272	9	30.22	3-39
S.L.Watkin	58	8	239	4	59.75	2-26

HAWKS

Name	O	M	R	Wkts	Avge	Best
C.T.Tremlett	61.3	7	224	17	13.17	3-15
A.D.Mullally	57	8	164	10	16.40	3-19
J.R.C.Hamblin	64	3	316	14	22.57	4-29
N.C.Johnson	42	0	206	8	25.75	2-13
A.D.Mascarenhas	82	9	316	12	26.33	2-21
S.D.Udal	82.5	10	277	9	30.77	3-23
Z.C.Morris	25	2	102	3	34.00	3-31
L.R.Prittippaul	3	0	18	0	-	-

CAREER ONE-DAY LEAGUE BOWLING AVERAGES

DRAGONS

Name	Balls	Runs	Wkts	Avge	Best
A.P.Davies	574	410	25	16.40	5-39
S.D.Thomas	2472	2075	85	24.41	7-16
O.T.Parkin	2726	2127	87	24.44	5-28
S.L.Watkin	7003	5004	187	26.75	5-23
D.A.Cosker	2112	1732	56	30.92	3-18
R.D.B.Croft	6124	4438	141	31.47	6-20
A.Dale	5297	4532	142	31.91	6-22
K.Newell	1139	947	29	32.65	5-33
A.G.Wharf	1342	1081	28	38.60	3-23
M.P.Maynard	64	64	1	64.00	1-13

HAWKS

Name	Balls	Runs	Wkts	Avge	Best
R.A.Smith	2	0	1	0.00	1-0
C.T.Tremlett	615	409	21	19.47	3-15
J.R.C.Hamblin	384	316	14	22.57	4-29
N.C.Johnson	536	531	22	24.13	3-37
A.D.Mascarenhas	2321	1776	69	25.73	3-9
A.D.Mullally	4989	3464	126	27.49	5-15
S.D.Udal	7159	5653	186	30.39	5-43
Z.C.Morris	150	102	3	34.00	3-31
J.S.Laney	3	9	0	-	-
W.S.Kendall	12	22	0	-	-
G.W.White	22	23	0	-	-
L.R.Prittippaul	24	32	0	-	-

GLAMORGAN DRAGONS versus HAMPSHIRE HAWKS

MATCH PREVIEW

Glamorgan Dragons and Hampshire Hawks both face their second stern test of the week as the Norwich Union League Second Division promotion race heats up.

Both sides are firmly in the race with Durham Dynamos and Worcestershire Royals for a place in the top three at the end of the season and the game comes at the end of a difficult few days.

The Dragons go into the game just two days after facing the Dynamos and the Hawks will hope to have a win over the Royals under their belt by the time the trip to Cardiff comes around.

With the top four all taking points off each other, this match is likely to have a big say in the final make-up of the top three. The game comes just two weeks after the two sides' first meeting when the Dragons won by six wickets.

The Hawks will certainly want to improve on that performance, when they were bowled out for just 120.

LAST 3 ONE-DAY LEAGUE MEETINGS

24th June 2000

Cardiff: **Dragons** 4 pts beat **Hawks** 0 pts by 51 runs **Dragons** 236 for 7 (45 overs) (M.P.Maynard 67, K.Newell 43, M.J.Powell 43*, S.P.James 32); **Hawks** 185 for 9 (45 overs) (S.D.Udal 51*)

14th August 2000

Southampton: **Hawks** 0 pts lost to **Dragons** 4 pts by 5 runs **Dragons** 263 for 5 (45 overs) (M.T.G.Elliott 68, K.Newell 64, S.P.James 50*); **Hawks** 258 for 9 (45 overs) (W.S.Kendall 85*, D.A.Kenway 47, A.D.Mascarenhas 33, C.T.Tremlett 30*, S.D.Thomas 4-42)

12th Aug 2001

West End: **Hawks** 0 pts lost to **Dragons** 4 pts by 6 wickets **Hawks** 120 (38.5 overs) (A.P.Davies 4-18, A.Dale 3-22, O.T.Parkin 3-39); **Dragons** 121 for 4 (27.5 overs) (M.P.Maynard 41*, J.P.Maher 36)

LEADING CATCHES (2001)

DRAGONS

M.J.Powell	6
D.A.Cosker	4
J.P.Maher	4
A.Dale	3
S.P.James	2
O.T.Parkin	2

HAWKS

W.S.Kendall	8
N.C.Johnson	8
S.D.Udal	6
A.D.Mascarenhas	3
L.R.Prittippaul	3
G.W.White	2

ALL TIME HIGHEST


TEAM SCORES

DRAGONS

294 for 4	v Lions
287 for 8	v Crusaders
285	v Eagles

HAWKS

313 for 2	v Sharks
292 for 1	v Lions
288 for 5	v Sabres



Home team Away team

Norwich Union League Division Two – Thursday, August 30th at Hove

2001 NORWICH UNION LEAGUE BATTING AVERAGES

SHARKS

Name	M	I	NO	Runs	HS	Avg
R.R.Montgomerie	10	10	0	482	108	48.20
M.W.Goodwin	10	10	0	323	87	32.30
C.J.Adams	7	7	1	166	61*	27.66
B.Zuiderent	10	9	0	202	65	22.44
R.S.C.Martin-Jenkins	5	4	2	44	26	22.00
W.J.House	10	10	1	196	39	21.77
M.J.G.Davis	9	6	1	64	27	12.80
M.H.Yardy	5	5	0	56	24	11.20
U.B.A.Rashid	6	6	2	41	28	10.25
R.J.Kirtley	10	6	2	39	11	9.75
M.J.Prior	10	8	1	50	25	7.14
B.V.Taylor	5	5	2	15	6	5.00
M.A.Robinson	10	6	4	7	4	3.50
P.A.Cottey	1	1	0	0	0	0.00
J.D.Lewry	2	1	0	0	0	0.00

LIGHTNING

Name	M	I	NO	Runs	HS	Avg
N.H.Fairbrother	8	8	2	260	101	43.33
G.D.Lloyd	6	6	0	202	56	33.66
J.P.Crawley	9	9	1	230	63	28.75
G.Yates	3	3	2	28	16	28.00
M.A.Atherton	4	4	0	107	62	26.75
G.Chapple	8	8	0	193	56	24.12
J.C.Scuderi	3	3	0	55	42	18.33
A.Flintoff	9	9	0	160	45	17.77
C.P.Schofield	9	8	3	84	20	16.80
J.Wood	7	4	2	33	19*	16.50
W.K.Hegg	8	7	2	71	26	14.20
J.J.Haynes	1	1	0	11	11	11.00
M.J.Chilton	6	5	0	45	34	9.00
P.J.Martin	6	3	1	14	6	7.00
G.Keedy	1	1	0	2	2	2.00
M.Muralitharan	5	1	0	1	1	1.00

CAREER ONE-DAY LEAGUE BATTING AVERAGES

SHARKS

Name	M	I	NO	Runs	HS	Avg
C.J.Adams	170	163	26	5291	163	38.62
R.R.Montgomerie	75	74	4	2352	108	33.60
M.W.Goodwin	10	10	0	323	87	32.30
P.A.Cottey	161	137	27	2790	92*	25.36
W.J.House	45	40	6	776	80*	22.82
B.Zuiderent	19	17	0	353	68	20.76
M.J.G.Davis	9	6	1	64	27	12.80
M.H.Yardy	6	5	0	56	24	11.20
R.J.Kirtley	70	33	18	166	17*	11.06
U.B.A.Rashid	44	28	4	241	34	10.04
R.S.C.Martin-Jenkins	52	35	3	294	44	9.18
B.V.Taylor	25	12	6	46	21*	7.66
M.J.Prior	10	8	1	50	25	7.14
J.D.Lewry	32	17	6	43	10*	3.90
M.A.Robinson	166	64	29	111	15*	3.17

LIGHTNING

Name	M	I	NO	Runs	HS	Avg
N.H.Fairbrother	245	228	58	6831	116*	40.18
M.A.Atherton	107	104	8	3508	111	36.54
G.D.Lloyd	175	160	27	4056	134	30.49
J.P.Crawley	107	104	7	2639	100	27.20
A.Flintoff	50	49	2	1173	143	24.95
W.K.Hegg	209	126	50	1544	52	20.31
C.P.Schofield	23	19	5	242	34	17.28
I.D.Austin	194	117	47	1177	48	16.81
G.Yates	104	47	24	374	38	16.26
G.Chapple	99	43	14	434	56	14.96
M.J.Chilton	26	24	1	332	44	14.43
J.C.Scuderi	9	7	1	85	42	14.16
M.Muralitharan	12	2	1	14	13*	14.00
R.C.Driver	10	10	0	131	52	13.10
J.J.Haynes	4	2	0	23	12	11.50
P.J.Martin	119	35	18	191	35*	11.23

2001 NORWICH UNION LEAGUE BOWLING AVERAGES

SHARKS

Name	O	M	R	Wkts	Avg	Best
R.S.C.Martin-Jenkins	37	4	147	7	21.00	3-20
B.V.Taylor	43	4	182	8	22.75	3-29
C.J.Adams	19	0	116	4	29.00	2-49
R.J.Kirtley	84.4	8	357	12	29.75	2-29
M.A.Robinson	87	6	296	9	32.88	2-39
J.D.Lewry	18	2	78	2	39.00	1-37
M.H.Yardy	19	0	78	2	39.00	2-34
M.J.G.Davis	75	3	371	6	61.83	2-39
U.B.A.Rashid	42	1	234	3	78.00	1-45
W.J.House	7	0	36	0	-	-

LIGHTNING

Name	O	M	R	Wkts	Avg	Best
J.C.Scuderi	25	2	92	6	15.33	3-28
M.Muralitharan	40	10	92	5	18.40	2-24
C.P.Schofield	50.5	1	272	14	19.42	4-41
A.Flintoff	51.5	4	239	12	19.91	3-16
G.Chapple	67.5	3	286	13	22.00	3-29
P.J.Martin	48.5	4	216	7	30.85	2-24
I.D.Austin	6.5	1	32	1	32.00	1-32
G.Keedy	4	0	37	1	37.00	1-37
J.Wood	51	7	244	6	40.66	2-20
M.P.Smethurst	13	4	51	1	51.00	1-9
G.Yates	23	2	88	1	88.00	1-20

CAREER ONE-DAY LEAGUE BOWLING AVERAGES

SHARKS

Name	Balls	Runs	Wkts	Avg	Best
R.J.Kirtley	2905	2283	101	22.60	4-21
J.D.Lewry	1330	1072	44	24.36	4-29
B.V.Taylor	1062	834	32	26.06	3-22
U.B.A.Rashid	1786	1402	53	26.45	5-24
C.J.Adams	824	768	27	28.44	5-16
W.J.House	434	349	11	31.72	3-34
R.S.C.Martin-Jenkins	2166	1479	46	32.15	3-20
M.A.Robinson	7343	5167	155	33.33	4-23
P.A.Cottey	509	523	15	34.86	4-56
M.H.Yardy	132	93	2	46.50	2-34
M.J.G.Davis	450	371	6	61.83	2-39

LIGHTNING

Name	Balls	Runs	Wkts	Avg	Best
M.Muralitharan	578	280	15	18.66	3-12
A.Flintoff	1181	868	43	20.18	4-24
P.J.Martin	4765	3407	150	22.71	5-21
J.C.Scuderi	330	257	10	25.70	3-28
M.J.Chilton	180	182	7	26.00	3-41
I.D.Austin	8087	5789	217	26.67	5-56
C.P.Schofield	898	743	27	27.51	4-41
G.Chapple	3971	3089	111	27.82	6-25
G.Yates	3684	3018	99	30.48	4-34
G.Keedy	400	361	11	32.81	5-30
M.A.Atherton	216	248	7	35.42	3-33
J.Wood	3387	2761	72	38.34	4-17
R.C.Driver	36	42	1	42.00	1-17

SUSSEX SHARKS versus LANCASHIRE LIGHTNING

MATCH PREVIEW

Sussex Sharks and Lancashire Lightning both play their third Norwich Union League game in five days as they clash under the lights at Hove.

The Sharks have led the way in the staging of day/night cricket in this country and the game is a repeat of one of their first-ever floodlit fixtures three years ago.

The Lightning secured a narrow victory on that chilly occasion in April 1998, much as they did when they clashed again under the glow of the lights at Old Trafford in August.

Skipper John Crawley's 54 helped the Lightning set a target of 201 but Richard Montgomerie's 76 gave the Sharks a good chance of victory until spinner Chris Schofield's three for 30 dashed their hopes.

The 22-run win was only the Lightning's third of a difficult season in the Second Division but they will still be confident of finishing the campaign strongly.

LAST 3 ONE-DAY LEAGUE MEETINGS

7th August 2000

Hove: Sharks 4 pts beat Lightning 0 pts by 27 runs Sharks 213 for 6 (41 overs) (W.J.House 80*, B.Zuiderent 68); Lightning 192 (39.2 overs) (A.Flintoff 41, N.H.Fairbrother 41, R.J.Kirtley 4-45)

17th September 2000

Manchester: Lightning 4 pts beat Sharks 0 pts by 6 wickets Sharks 195 for 9 (45 overs) (M.G.Bevan 52, P.A.Cottey 45*, R.R.Montgomerie 44, G.Keedy 5-30); Lightning 154 for 4 (30 overs) (M.A.Atherton 51)

20th Aug 2001

Old Trafford: Lightning 4 pts beat Sharks 0 pts by 22 runs Lightning 200 for 8 (45 overs) (G.D.Lloyd 56, J.P.Crawley 54); Sharks 178 (44.1 overs) (R.R.Montgomerie 76, W.J.House 35, C.P.Schofield 3-30)

LEADING CATCHES (2001)

SHARKS

W.J.House	4
M.W.Goodwin	4
R.S.C.Martin-Jenkins	3
B.V.Taylor	3
R.J.Kirtley	3
C.J.Adams	2

LIGHTNING

J.P.Crawley	7
M.A.Atherton	6
N.H.Fairbrother	4
M.J.Chilton	2
A.Flintoff	2
M.P.Smethurst	1

ALL TIME HIGHEST


TEAM SCORES

SHARKS

312 for 8	v Hawks
310 for 9	v Lions
302 for 8	v Somerset

LIGHTNING

301 for 6	v Eagles
300 for 7	v Foxes
276 for 6	v Scorpions



Away team

Home team

Div 1 & 2 Fixtures, D/L & How It Works

Div 1	Gloucs	Kent	Leics	N'hants	Notts	Som	Surrey	Warks	Yorks
Gloucs		27/8	02/9	Gloucs	Gloucs	No result	16/9	Warks	Glous
Kent	Kent		Leics	09/9	Kent	Tied	Kent	No result	29/8
Leics	Leics	Leics		Leics	Leics	27/8	Leics	05/9 F	Leics
N'ants	Gloucs	Kent	Leics		02/9	30/8	Surrey	Warks	N'ants
Notts	Tied	Kent	16/9	N'hants		Notts	09/9	Notts	Yorks
Som	Glous	Kent	Leics	16/9	Notts		Som	02/9	Som
Surrey	Surrey	Kent	Leics	N'hants	Notts	Som		30/8	03/9 F
Warks	Warks	16/9	Leics	Warks	No result	Warks	Warks		27/8
Yorks	10/9	Kent	Yorks	Yorks	26/8	Yorks	Yorks	Yorks	

Teams score four points for a win and two points each for a tie or no result.

F = day/night floodlit match.

Div 2	Derbys	Durham	Essex	Glam	Hants	Lancs	Middx	Sussex	Worcs
Derbys		Durham	Derbys	Derbys	Hants	16/9	Derbys	27/8	Worcs
Durham	Durham		02/9	Durham	Durham	Durham	Durham	Durham	09/9
Essex	09/9	Durham		Glam	Hants	26/8	28/8 F	Sussex	Essex
Glam	Glam	27/8	Glam		29/8 F	Glam	16/9	Glam	Glam
Hants	Hants	Hants	Essex	Glam		27/8	09/9	Hants	Hants
Lancs	03/9 F	No result	Lancs	Glam	No result		Lancs	Lancs	Worcs
Middx	Middx	No result	Tied	26/8	Hants	Middx		02/9	No result
Sussex	Sussex	26/8	Sussex	04/9 F	16/9	30/8 F	Sussex		Worcs
Worcs	Worcs	Worcs	16/9	02/9	26/8	Worcs	Worcs	Worcs	

THE DUCKWORTH/LEWIS SYSTEM

If matches are rain-affected the Duckworth Lewis system is used to reset targets. The system is based on what percentage of its resources (overs and wickets) a team have left. With 50 overs left and 10 wickets remaining, a team has 100 per cent of its resources left. The table shows the percentage of resources at other stages in the innings.

The procedure for working out targets is as follows:

1) For each innings: Use the table to calculate the resource percentage lost by the interruption and therefore calculate the resource percentage still available.

2) If team 2 have less resources available than team 1, calculate the ratio of the resources available to both teams. Team 2's revised target is obtained by scaling down team 1's score by this ratio.

3) If team 2 have more resources available than team 1, calculate the amount by which team 2's resources exceeds team 1's.

Work this out as a percentage of 225 (the average 50-over score in ECB matches and one-day internationals). This gives the extra runs to add to team score to give team 2's target.

		WICKETS LOST				
		0	2	5	7	9
OVERS LEFT	50	100	83.8	49.5	26.5	7.6
	40	90.3	77.6	48.3	26.4	7.6
	30	77.1	68.2	45.7	26.2	7.6
	25	68.5	61.8	43.4	25.9	7.6
	20	58.9	54.0	40.0	25.2	7.6
	10	34.1	32.5	27.5	20.6	7.5

HOW THE NORWICH UNION LEAGUE WORKS

The Norwich Union League operates on a three-up, three-down basis with the top three finishers in Division Two replacing the bottom three in Division One. Four points are awarded for a win, while teams will take two points each if matches are tied or the weather intervenes before the required number of overs have been completed and there is no result.

Matches will start at 1pm and end at 7.10pm with 45 overs per side, although all fixtures will begin 30 minutes earlier in September. Floodlit games will start at 4.10pm. The free-hit rule for no-balls applies to front-foot no-balls only. A batsman cannot be

dismissed from the bowler's next delivery after such an infringement.

This season teams will face penalties for slow over rates. If in the opinion of the umpire there are still overs to be bowled at the cut-off point then six runs will be added to the batting team for every over left to be bowled. If at cut-off time there are still four overs left to be bowled then 24 runs will be added to the batting team's score. The batting team will then go on and finish their overs. These will appear as penalty runs on the scorecard. If this takes the batting team over the target required then the match will finish at that point.

DIVISION ONE

SUNDAY APRIL 29

Kent Spitfires NR Warwick Bears Canterbury
Leics Foxes beat Gloucs Gladiators Leicester

SUNDAY MAY 13

Northants Steelbacks lost to Gloucs Gladiators Northampton
Surrey Lions lost to Notts Outlaws The Oval
Yorks Phoenix beat Somerset Sabres Headingley

SUNDAY MAY 20

Gloucs Gladiators beat Yorkshire Phoenix Bristol
Notts Outlaws beat Warwickshire Bears Nottingham
Somerset Sabres lost to Kent Spitfires Taunton
Surrey Lions lost to Leics Foxes The Oval

TUESDAY MAY 29

*Warwicks Bears beat Gloucs Gladiators Birmingham

SUNDAY JUNE 3

Kent Spitfires tied with Somerset Sabres Tunbridge Wells
Leics Foxes beat Notts Outlaws Oakham School Nottingham
Northants Steelbacks lost to Surrey Lions Northampton

SUNDAY JUNE 10

Northants Steelbacks lost to Warwick Bears Northampton
Notts Outlaws tied with Gloucs Gladiators Nottingham
Surrey Lions lost to Somerset Sabres The Oval
Yorkshire Phoenix lost to Kent Spitfires Headingley

SUNDAY JUNE 17

Gloucs Gladiators lost to Warwick Bears Gloucester
Kent Spitfires beat Notts Outlaws Maidstone
Leics Foxes beat Northants Steelbacks Leicester
Somerset Sabres beat Yorkshire Phoenix Bath

SUNDAY JUNE 24

Notts Outlaws beat Somerset Sabres Nottingham
Surrey Lions lost to Kent Spitfires The Oval
Warwickshire Bears beat Leics Foxes Birmingham
Yorks Phoenix beat Northants Steelbacks Headingley

SUNDAY JULY 1

Somerset Sabres lost to Gloucs Gladiators Taunton

SUNDAY JULY 8

Kent Spitfires beat Gloucs Gladiators Canterbury
Leics Foxes beat Surrey Lions Leicester
Northants Steelbacks beat Yorks Phoenix Northampton
Somerset Sabres lost to Notts Outlaws Taunton

SUNDAY JULY 15

Notts Outlaws lost to Kent Spitfires Nottingham
Warwick Bears beat Northants Steelbacks Birmingham
Yorkshire Phoenix lost to Leics Foxes Scarborough

TUESDAY JULY 17

*Gloucs Gladiators NR Somerset Sabres Bristol

SUNDAY JULY 22

Leics Foxes beat Kent Spitfires Leicester
Surrey Lions lost to Northants Steelbacks Guildford

MONDAY JULY 23

*Yorkshire Phoenix beat Warwick Bears Headingley

SUNDAY JULY 29

Warwickshire Bears beat Surrey Lions Birmingham

TUESDAY JULY 31

Gloucs Gladiators beat Notts Outlaws Cheltenham

THURSDAY AUGUST 2

*Warwicks Bears NR Notts Outlaws Birmingham

SUNDAY AUGUST 5

Gloucs Gladiators beat Northants Steelbacks Cheltenham
Kent Spitfires lost to Leics Foxes Canterbury
Yorkshire Phoenix beat Surrey Lions Headingley

SUNDAY AUGUST 12

Northants Steelbacks lost to Kent Spitfires Northampton
Somerset Sabres lost to Leics Foxes Taunton
Surrey Lions beat Gloucs Gladiators The Oval

MONDAY AUGUST 13

*Notts Outlaws lost to Yorkshire Phoenix Nottingham

TUESDAY AUGUST 14

*Kent Spitfires beat Surrey Lions Canterbury

SUNDAY AUGUST 19

Leics Foxes beat Yorkshire Phoenix Leicester
Notts Outlaws beat Northants Steelbacks Nottingham
Warwick Bears beat Somerset Sabres Birmingham

TUESDAY AUGUST 21

*Somerset Sabres beat Surrey Lions Taunton

WEDNESDAY AUGUST 22

*Northants Steelbacks lost to Leics Foxes Northampton

SUNDAY AUGUST 26

Yorkshire Phoenix v Notts Outlaws Scarborough

MONDAY AUGUST 27

Gloucs Gladiators v Kent Spitfires Bristol
Leics Foxes v Somerset Sabres Leicester
Warwicks Bears v Yorkshire Phoenix Birmingham

WEDNESDAY AUGUST 29

Kent Spitfires v Yorkshire Phoenix Beckenham

THURSDAY AUGUST 30

Northants Steelbacks v Somerset Sabres Northampton
Surrey Lions v Warwick Bears Whitgift School

SUNDAY SEPTEMBER 2

Gloucs Gladiators v Leics Foxes Bristol
Northants Steelbacks v Notts Outlaws Northampton
Somerset Sabres v Warwickshire Bears Taunton

MONDAY SEPTEMBER 3

*Surrey Lions v Yorkshire Phoenix The Oval

WEDNESDAY SEPTEMBER 5

*Leics Foxes v Warwickshire Bears Leicester

SUNDAY SEPTEMBER 9

Kent Spitfires v Northants Steelbacks Canterbury
Notts Outlaws v Surrey Lions Nottingham

MONDAY SEPTEMBER 10

Yorks Phoenix v Gloucs Gladiators Scarborough

SUNDAY SEPTEMBER 16

Gloucs Gladiators v Surrey Lions Bristol
Notts Outlaws v Leics Foxes Nottingham
Somerset Sabres v Northants Steelbacks Taunton
Warwickshire Bears v Kent Spitfires Birmingham

*Day/Night Match

NR=No Result

DIVISION TWO

SUNDAY APRIL 29

Derbys Scorpions beat Glam'n Dragons Derby
Lancs Lightning NR Hants Hawks Manchester
Middx Crusaders NR Durham Dynamos Lord's
Worcs Royals beat Sussex Sharks Worcester

SUNDAY MAY 13

Derbyshire Scorpions beat Essex Eagles Derby
Hants Hawks beat Worcs Royals Southampton

SUNDAY MAY 20

Durham Dynamos beat Middx Crusaders Chester-le-Street
Essex Eagles lost to Sussex Sharks Chelmsford
Lancs Lightning lost to Glam'n Dragons Manchester
Worcs Royals beat Derbyshire Scorpions Worcester

SUNDAY MAY 27

Durham Dynamos beat Lancs Lightning Chester-le-Street

SUNDAY JUNE 3

Glam Dragons beat Sussex Sharks Swansea
Hants Hawks lost to Essex Eagles Southampton
Middx Crusaders beat Derbys Scorpions Southgate

SUNDAY JUNE 10

Derbys Scorpions lost to Durham Dynamos Derby
Essex Eagles lost to Glamorgan Dragons Chelmsford
Lancs Lightning beat Middx Crusaders Manchester
Sussex Sharks lost to Worcs Royals Horsham

SUNDAY JUNE 17

Essex Eagles lost to Durham Dynamos Ilford
Middx Crusaders lost to Hampshire Hawks Southgate
Sussex Sharks beat Derbyshire Scorpions Arundel
Worcs Royals beat Lancashire Lightning Worcester

SATURDAY JUNE 23

*Lancs Lightning beat Essex Eagles Manchester

SUNDAY JUNE 24

Derbys Scorpions beat Middlesex Crusaders Derby
Glamorgan Dragons beat Worcs Royals Cardiff
Hants Hawks beat Durham Dynamos Southampton

TUESDAY JULY 3

*Derbyshire Scorpions lost to Worcs Royals Derby

WEDNESDAY JULY 4

*Hants Hawks beat Sussex Sharks Southampton

SUNDAY JULY 8

Durham Dynamos beat Glam'n Dragons Chester-le-Street
Middx Crusaders tied with Essex Eagles Southgate

SUNDAY JULY 15

Hants Hawks beat Derbys Scorpions Southampton
Lancs Lightning NR Durham Dynamos Manchester
Worcs Royals beat Middx Crusaders Worcester

MONDAY JULY 16

*Sussex Sharks beat Essex Eagles Hove

WEDNESDAY JULY 18

*Lancs Lightning lost to Worcs Royals Manchester

SUNDAY JULY 22

Durham Dynamos beat Sussex Sharks Chester-le-Street
Essex Eagles lost to Hampshire Hawks Southend
Glamorgan Dragons beat Derbys Scorpions Cardiff

TUESDAY JULY 31

*Worcs Royals beat Durham Dynamos Worcester

WEDNESDAY AUGUST 1

*Sussex Sharks beat Middlesex Crusaders Hove

SUNDAY AUGUST 5

Derbys Scorpions lost to Hampshire Hawks Derby
Glamorgan Dragons beat Lancs Lightning Colwyn Bay

SUNDAY AUGUST 12

Durham Dynamos beat Derbys Scorpions Chester-le-Street
Essex Eagles beat Worcs Royals Chelmsford
Hants Hawks lost to Glam'n Dragons Southampton
Middlesex Crusaders beat Lancs Lightning Lord's

WEDNESDAY AUGUST 15

*Durham Dynamos beat Hants Hawks Chester-le-Street

SUNDAY AUGUST 19

Glamorgan Dragons beat Essex Eagles Cardiff
Middlesex Crusaders NR Worcs Royals Lord's

MONDAY AUGUST 20

*Lancs Lightning beat Sussex Sharks Manchester

SUNDAY AUGUST 26

Essex Eagles v Lancashire Lightning Colchester
Middx Crusaders v Glamorgan Dragons Lord's
Sussex Sharks v Durham Dynamos Hove
Worcs Royals v Hampshire Hawks Worcester

MONDAY AUGUST 27

Derbyshire Scorpions v Sussex Sharks Derby
Glamorgan Dragons v Durham Dynamos Cardiff
Hants Hawks v Lancs Lightning Southampton

TUESDAY AUGUST 28

*Essex Eagles v Middlesex Crusaders Colchester

WEDNESDAY AUGUST 29

*Glamorgan Dragons v Hampshire Hawks Cardiff

THURSDAY AUGUST 30

Sussex Sharks v Lancashire Lightning Hove

SUNDAY SEPTEMBER 2

Durham Dynamos v Essex Eagles Chester-le-Street
Middx Crusaders v Sussex Sharks Richmond
Worcs Royals v Glamorgan Dragons Worcester

MONDAY SEPTEMBER 3

*Lancs Lightning v Derbys Scorpions Manchester

TUESDAY SEPTEMBER 4

*Sussex Sharks v Glamorgan Dragons Hove

SUNDAY SEPTEMBER 9

Durham Dynamos v Worcs Royals Chester-le-Street
Essex Eagles v Derbys Scorpions Chelmsford
Hants Hawks v Middx Crusaders Southampton

SUNDAY SEPTEMBER 16

Derbys Scorpions v Lancashire Lightning Derby
Glamorgan Dragons v Middx Crusaders Cardiff
Sussex Sharks v Hampshire Hawks Hove
Worcs Royals v Essex Eagles Worcester

NB: All Hampshire Hawks home matches will be played at the new West End Ground, Southampton